

DEAR STUDENTS
WHAT ARE HOLIDAYS WITHOUT HOMEWORK?

SUMMER IS HERE AND WITH IT COMES YOUR AMAZING HOLIDAYS! BUT WHAT ARE HOLIDAYS WITHOUT SOME HOMEWORK???
SO, FOR THIS SUMMER VACATION, TO CHANNELIZE YOUR ENERGIES WE HAVE PLANNED FUN-FILLED ASSIGNMENTS AND ACTIVITIES TO KEEP YOU ENGAGED!!!



DEAR PARENT

HOLIDAYS ARE TIME WHEN YOU CAN CONNECT WITH YOUR CHILD IN MANY WAYS. AS PARENTS ARE THE FIRST AND THE MOST IMPORTANT TEACHER FOR A CHILD, WE CAN ENCOURAGE OUR CHILD TO PARTICIPATE IN MANY EDUCATIONAL ACTIVITIES AT HOME AND PROMOTE HIS/HER QUEST TO LEARN. WORKING TOGETHER WILL NOT ONLY HELP YOUR CHILD TO BUILD, LEARN AND DEVELOP HIS/HER SKILLS BUT ALSO STRENGTHEN YOUR BOND WITH HIM/HER.

DURING THE LONG HOT AFTERNOON, BEAT THE HEAT BY STAYING INDOORS WITH KIDS & DOING FUN INDOOR THINGS. READ, WATCH MOVIES, PLAY GAMES AND SPEND A LITTLE TIME WITH THEM.



SESSION	:	2019-2020
PROJECT WORK	:	SUMMER BREAK HOLIDAY HOMEWORK
CLASS	:	VIII
SUBJECT	:	ENGLISH
ACTIVITY	:	I (Individual Activity)

Topic	Grammar
Content Coverage	Nouns, Idioms.
Nature of task	Post content task
Learning Objectives	<p>Learning Outcomes:</p> <p>To enable the learners to</p> <ul style="list-style-type: none"> ✓ Analyze the meanings of some common English language idioms. ✓ Synthesize their knowledge of idioms by presenting literal and figurative interpretations of some idioms through visual images. ✓ Identify different types of nouns. ✓ Students will be able to recognize and understand the meaning of targeted structures in written and spoken language. ✓ Use the targeted grammatical structures meaningfully and appropriately in oral and written production. ✓ Self correct when using the targeted grammatical structures. ✓ Students will begin to demonstrate more consistent and appropriate language use in extended conversations and discussions.
Procedure	<ul style="list-style-type: none"> ✓ The students will be given a worksheet, which they will paste it in their homework copy. ✓ The homework will be assessed as the first homework for the month of July 2019.
Criteria / Rubrics for assessment	<ul style="list-style-type: none"> ✓ Presentation and Organization- 5 ✓ Use of appropriate vocabulary- 3 ✓ Logical and coherent sequence-2

Values imparted through the Activities	<ul style="list-style-type: none">✓ Students will be to recognize and understand the meaning of idioms.✓ Create a comic strip, master the figurative and literal language.✓ Attempt to write a short story using idioms.✓ Apply their knowledge in a constructive manner.✓ Master the concepts, through Learning by doing.
Follow up	A follow up will be done in the class after assessing the homework, focusing on sharing a constructive feedback with the learners about presentation of their work, ideas presented, creativity infused into their work, with an aim to improve the quality of the work thus presented.

Summer Break Holiday Homework

Subject: English

Topics Covered: Nouns, Idioms

Instructions

- The first and the second question on idioms have a supporting material for better understanding of the question.
- For question number 2, the students can draw or paste pictures of cartoon characters to create a comic strip, highlighting the use of idioms in written language/The students can also construct a short story using idioms, following the guidelines given below.
- The worksheet should be pasted in the homework copy.
- The worksheet will be assessed as the first homework in the month of July.

Q1. Read the following sentences carefully and then do the exercise that follows:


- I usually tell my students to "**keep their eyes peeled**" when they are walking in the street and I encourage them *to try hard to look for* examples of idioms.
- If a student is preparing for an exam, he or she may probably "**work like a horse**" in the final days before the exam. (They will *work very hard* before the exams.)
- A student may "**burn the midnight oil**" the night before the exam. (I certainly *studied hard all night* before my university final exams!)
- When I taught 50 students how to pass the FCE exam in Greece, I was **snowed under** with the huge amount of essays I had to correct. (I was *extremely busy* correcting 100 150-word essays every week.)
- I sometimes have to tell a student to *work harder, pay more attention* in class. I say "You need **to pull your socks up!**"
- **Icebreaking** activities are an essential feature on the first day of a new course. It is important *to make participants feel more at ease and become familiar with people's names and backgrounds.*

- I usually **have butterflies in my stomach** just before taking a major exam or publishing something onto the www. *I feel nervous.*
- I studied very hard for my history exam and I learned all the relevant dates by heart. The exam was **a piece of cake**. *It was very easy for me!*

1. On the basis of your understanding the Idioms given above for reference, complete the following sentences in a suitable manner:

- I am full of beans in the_____
- I remember I had butterflies in my stomach when_____.
- I last time I saw red was _____.
- My favourite icebreaker is _____.
- I think _____ is a piece of cake.

Q2. Using the pictures given below as a cue, create a short comic strip using idioms given above for reference:



Or

Write a short story using idioms

Guidelines for writing a story

1. Come up with a plot or scenario.
2. Create an engaging opening- action based

3. Focus on a complicated main character- one or two
4. Create a central conflict for the main character.
5. Pick an interesting setting- humor, fantasy, horror, adventure.
6. Think about a particular theme- good v/s evil, courage and heroism, faith, hope, positivity, love, prejudice etc.
7. Plan an emotional climax.
8. Think of an ending with a twist or surprise.

Q3. Nouns may be classified in different ways. Using the picture as a cue, write examples for the categories of nouns listed below (two examples each):



- Abstract Noun
- Common Noun
- Collective noun


SESSION	:	2019-2020
PROJECT WORK	:	SUMMER BREAK HOLIDAY HOMEWORK
CLASS	:	VIII
SUBJECT	:	SOCIAL SCIENCE(GEOGRAPHY)
ACTIVITY	:	I (INDIVIDUAL ACTIVITY)

Topic	RESOURCE AND ITS CONSERVATION
Content Coverage	CH-1 RESOURCES
Nature of task	<ul style="list-style-type: none"> • Exploration • Understanding • Classification • Creative presentation
Learning Objectives	<ul style="list-style-type: none"> • Students will be able to understand the importance of resources. • To inculcate a sense of responsibility towards the development of our country. • To make the students aware about the problems and the unequal distribution of resources.
Procedure	<p>MATERIALS REQUIRED-</p> <ol style="list-style-type: none"> i. Light coloured A4 sheets ii. Pictures for cover page(compulsory) iii. Decorative materials (colours, glitter) iv. Poster should be made bright and eye-catchy. <ul style="list-style-type: none"> ❖ Creativity will be appreciated. <p>STEPS TO BE FOLLOWED-</p> <p>Students will make a Project on RESOURCES which will include the following tasks-</p> <p>TASK I-Prepare a web chart showing different types of resources with categories and sub-categories of resources like –</p> <ul style="list-style-type: none"> ➤ Natural resources(biotic-abiotic and alike) ➤ Human-made resources ➤ Human resources <p>TASK II- Make a list of resources found in your state. Also highlight the resources that the state is deficit in.</p> <p>TASK III- Write down your contribution as a student in resource</p>

	<p>conservation.</p> <p>TASK IV- Make a poster on 'Conservation of Resources'. Poster can depict problems of resource depletion, use of alternate resources and any innovative methods and sustainable development.</p>
<p>Criteria / Rubrics for assessment</p>	<ul style="list-style-type: none"> • Content coverage- 6 marks • Cover page-1marks • Index with rubrics-1marks • Creativity-2marks <p>TOTAL- 10 MARKS</p>
<p>Values imparted through the Activities</p>	<ul style="list-style-type: none"> • Students will be able to understand and identify about the resources which we use in our daily lives in a better manner. • Students will be able to realize the importance of conserving resources for the country's development and a better future.
<p>Follow up</p>	<p>A discussion on the need to conserve resources and their contribution in doing this conservation.</p>

SESSION	:	2019-2020
PROJECT WORK	:	SUMMER BREAK HOLIDAY HOMEWORK
CLASS	:	VIII
SUBJECT	:	HINDI
ACTIVITY	:	I (INDIVIDUAL ACTIVITY)

Topic	चित्र द्वारा कहानी लेखन				
Content Coverage	विषय संबंधी				
Nature of task	ग्रीष्मावकाश गृहकार्य				
Learning Objectives	<ul style="list-style-type: none"> • कहानी लेखन कौशल का विकास। • रचनात्मकता का विकास। • साहित्य की नवीन विधा से अवगत होंगे। • भाषा कौशल का विकास। 				
Procedure	<ul style="list-style-type: none"> • छात्र ए 4 आकार की 2 शीट लेंगे। • प्रथम शीट पर नाम, कक्षा एवं मूल्यांकन बिंदु लिखेंगे। • दूसरी शीट पर छात्र दिए गए 4 चित्रों में से किसी एक चित्र को बनाकर अथवा चिपकाकर, उससे संबंधित कहानी संदेश सहित लिखेंगे। 				
Criteria / Rubrics for assessment	<table style="width: 100%; border: none;"> <tr> <td style="text-align: center;">विषयवस्तु</td> <td style="text-align: center;">प्रस्तुतिकरण</td> </tr> <tr> <td style="text-align: center;">5</td> <td style="text-align: center;">5</td> </tr> </table>	विषयवस्तु	प्रस्तुतिकरण	5	5
विषयवस्तु	प्रस्तुतिकरण				
5	5				
Values imparted through the Activities	कहानी के संदेश को छात्र अपने जीवन में ढालने का प्रयास करेंगे।				
Follow up	पुनः समझाकर कार्य करने हेतु प्रेरित किया जाएगा।				



SESSION	:	2019-2020
PROJECT WORK	:	SUMMER BREAK HOLIDAY HOMEWORK
CLASS	:	VIII
SUBJECT	:	SANSKRIT
ACTIVITY	:	I (INDIVIDUAL ACTIVITY)

Topic	श्लोक लेखन
Content Coverage	विषय संबंधी (विद्या सर्वस्य भूषणम्)
Nature of task	ग्रीष्म अवकाश
Learning Objectives	<ol style="list-style-type: none"> 1 छात्र संस्कृत भाषा के प्रति जागरूक होंगे। 2 भाषा कौशल का विकास। 3 श्लोक में निहित जीवन मूल्यों का व्यवहारिक जीवन में ढालने का प्रयास करेंगे।
Procedure	<ol style="list-style-type: none"> 1 छात्र ए 4 आकार की 2 शीट लेंगे। 2 प्रथम शीट पर नाम, विषय व मूल्यांकन बिंदु लिखेंगे। 3 दूसरी शीट पर पांच श्लोक अर्थ सहित लिखेंगे।
Criteria / Rubrics for assessment	<p>प्रस्तुतिकरण 5</p> <p>विषयवस्तु 5</p>
Values imparted through the Activities	छात्र श्लोकों में निहित जीवन मूल्यों को अपने व्यवहार में ढालने का प्रयास करेंगे।
Follow up	गतिविधि पुनः समझा कर कार्य करने के लिए प्रेरित किया जाएगा।

SESSION	:	2019-2020
PROJECT WORK	:	SUMMER BREAK HOLIDAY HOMEWORK
CLASS	:	VIII
SUBJECT	:	MATHS
ACTIVITY	:	I (Individual Activity)

Topic	Model Making.
Content Coverage	<ul style="list-style-type: none"> • Geometrical shapes • Rational Numbers • Rotational symmetry
Nature of task	<p>Individual activity. Each student will do one of the three activities. In all the sections class – VIII</p> <p>Roll No. 1 -15 will do activity -1 (String art)</p> <p>Roll No. 16-30 will do activity – 2 (Rational clock)</p> <p>Roll No. 31 to end roll no. will do activity – 3 (Mathematics at Work - Rotational Symmetry)</p>
Learning Objectives	<ul style="list-style-type: none"> • Students will be able to understand different Geometrical shapes in a very creative manner. • Students will be able to practically apply the concept of rational numbers. • The concept of order of rotational symmetry will be implemented practically .
Procedure	<p><u>ACTIVITY -1</u></p> <p>String Art</p> <p>(Making creative string art frames to learn beautiful geometric shapes)</p> <ul style="list-style-type: none"> • Take a wooden or a cardboard frame. • Select a geometrical shape and either draw it on paper or trace it . • Place the cutout of this geometrical shape on the frame and make an outline using nails and hammer. • Begin weaving the string around the nails and make an outline with the string. • Continue weaving inside the geometrical shape till it is fully covered with string. Multi coloured strings can be used. • Once the weaving is complete ,the end of the string can be knotted to the nail. • Material required- wooden or cardboard frame

, nails or push pins ,colourful string , hammer ,chart paper ,pencil etc.

Pictures related to the activity can be seen in the reference section.

ACTIVITY 2

Rational clock

(Make a clock using the concept of rational numbers instead of using numbers (Hindu Arabic , Roman Numbers)

- Take a piece Of wood or cardboard of the shape of your choice.
- Decorate it with chart paper and other decorative material.
- Use some equations ,expressions or formulas Of rational numbers to use as the numbers of the clock.
- Fix the hands of the clock using screws.
- Material required (wooden / card board , decorative material , clock hands , screws)
 - **Pictures relayed to the activity can be seen in the reference section.**

ACTIVITY 3

Mathematics at Work - Rotational Symmetry (square, rectangle, circle equilateral, triangle, parallelogram, rhombus)

- Take a cardboard and place chart paper and decorative material on it.
- Select minimum three shapes out of the above given shapes and draw them on a chart paper and take cut out.
- Fix these cut outs on the cardboard with the help of screws so that you can rotate the figure.
- Now rotate the figure, note down the order of rotation and hence find the angle of rotation.
- **Material required – card board , chart paper and decorative material, screw etc**

Video related to the activity can be viewed through the link https://youtu.be/Mh9q_1HTMiQ and the same will be shown in the class on smart board by the subject teacher.

Criteria / Rubrics for assessment	Task -8 Marks Presentation – 2 marks
Values imparted through the Activities	<ul style="list-style-type: none"> • Learning by doing • Students learn the application and importance of mathematics in daily life.


Follow up

- The teacher discusses the answers and children share their experiences. More such interesting activities can be taken up through the session.


REFERENCE SECTION



TASK 1
Topic-
Geometr
ical
hapes
through
string



TASK 2-



SESSION	:	2019-2020
CLASS	:	VIII
SUBJECT	:	SCIENCE
ACTIVITY	:	Individual Activity

Topic	Synthetic fibers and plastics
Content Coverage	Types of synthetic fibers and plastics Nature
Nature of task	Post content
Learning Objectives	1. To know about different types of synthetic fabric 2. To develop creative and exploratory skills.
Duration	Summer break
Task	Task 1 Solve the given crossword based on your knowledge of the topic. Task 2 Q: Why is melamine used for making kitchenware? Q: Give examples to show that plastic are non corrosive in nature.
Execution of task / Procedure	<ul style="list-style-type: none"> • Students will solve the crossword puzzle. • Students will explore the cities where plastics are completely banned on internet and what kind of replacement is being used in those countries.
Criteria / Rubrics for assessment	6 Marks – Task 1 4 Marks – Task 2
Values imparted through the Activities	<ul style="list-style-type: none"> • Students will become aware about the over use of plastics. • Students will become aware about merits and demerits of using synthetic fabric. • Creative and exploratory skills will be developed among students.

Follow up


If any group is not able to perform the activity, the teacher would explain again the concept and facilitate the group to complete the task.

TASK 1:**ACROSS**

3. Process of separating seeds from the raw fibre (7)
6. Loose thread in a fabric (4)
8. Polyester, nylon (9,6)
12. Process for converting yarn to fabric (7)
13. A kind of synthetic fibre obtained from natural fibre (5)
14. Non-degradable material (8)
16. Thorough washing of sheared skin (8)
17. Machines that weave fabric (5)
18. Plastics that can be re-molded (13)

DOWN

1. Thin strands of threads (6)
2. Making yarn from fibres (8)
4. Hand spindle – its Indian name (5)
5. Fibre obtained from the stem of the plant – a very popular fibre (4)
7. The production raw silk by rearing of silk worms (11)
9. Plant that provides natural fibre – rhymes with tax (4)
10. Removal of fleece from sheep (9)
11. Synthetic fibres that resembles wool (7)
12. Source of this fibre is sheep (4)
15. People are known to feel “cool” in this fabric (6)



SUBJECT – COMPUTER SCIENCE

1. Make an informative presentation on Basic Networking Concepts. Collect information about the components that are used for setting up the network, the types of networks, networking architecture and network topologies.
2. Collect the photos and videos of your School Annual Trip/Personal Trip during holidays and make a project in the Movie Maker. Apply animation and visual effects to make it more presentable.

SESSION	:	2019-2020
PROJECT WORK	:	SUMMER BREAK HOLIDAY HOMEWORK
CLASS	:	VIII
SUBJECT	:	Indian music vocal
ACTIVITY	:	Individual activity

Topic	INDIAN CLASSICAL MUSIC
Content Coverage	<ul style="list-style-type: none"> • Write down the name of two indian classical musicians and their contribution in the field of indian music. • And write a short note about each of them.
Learning Objectives	Students will be able to know about various Indian classical musician
Procedure	<ul style="list-style-type: none"> • Use A4 size pastel sheets. • Specify name of musicians and the gharana they belong to, accompanied about a short note on each. • Write down about their contribution in the field of Indian classical music and some of their famous works.
Criteria / Rubrics for assessment	Presentation – 3 marks , Content – 4 marks , punctuality – 3 marks
Values imparted through the Activities	Students will learn about the rich essence of Indian classical music and its singers.
Follow up	Constructive follow up will be done after the assessment. if needed individually in the class or in general.

SESSION	:	2019-2020
PROJECT WORK	:	SUMMER BREAK HOLIDAY HOMEWORK
CLASS	:	VIII
SUBJECT	:	Instrumental music
ACTIVITY	:	Individual activity

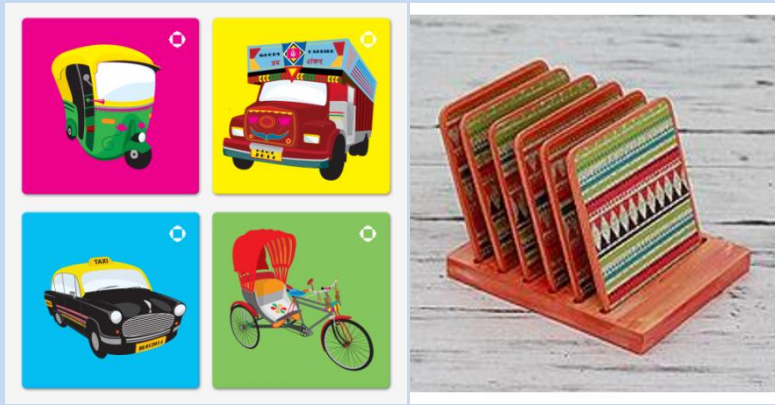
Topic	MOZART: THE GREAT MUSICIAN
Content Coverage	<ul style="list-style-type: none"> Find out about the year of his birth and music that he has composed.
Learning Objectives	Children will get to know about one of the greatest influencers of western classical music.
Procedure	<ul style="list-style-type: none"> Use A4 size pastel sheets. Write about the biography of Mozart (50 words) Find out about the years he was born and about the music that he has composed. Illustrate with the help of pictures and drawings.
Criteria / Rubrics for assessment	Presentation – 3 marks , Content – 4 marks , punctuality – 3 marks
Values imparted through the Activities	Students will know the history of western classical music and its forms of music
Follow up	Constructive follow up will be done after the assessment.. if needed individually in the class or in group.

SESSION	:	2019-2020
PROJECT WORK	:	SUMMER BREAK HOLIDAY HOMEWORK
CLASS	:	VIII
SUBJECT	:	Western music vocal
ACTIVITY	:	Individual activity

Topic	Western Rock Music
Content Coverage	1. Classic Rock music.. and Blues rock music of 70's 80's & 90's. 2. Importance of music in life...
Learning Objectives	Students will know the differences of musical genra and importance of music. And can improves their intrests toward musical knowledge..
Procedure	<ol style="list-style-type: none"> 1. Take A4 size pastel sheet. 2. Write down the song's lyrics from each genra (classic rock and Blues rock) 3. And also write about the songs, when and how did they composed ? 4. Write down the short notes on music - why music is important for human being? 5. Students must attach the picture of the instruments, singers or Band members..
Criteria / Rubrics for assessment	Presentation – 3 marks , Content – 4 marks , Creativity– 3 marks
Values imparted through the Activities	Students will be able to understand the value of music and can improve their intrrest and singing skills.
Follow up	Constructive follow up will be done after the assessment.. if needed individually in the class or in general.

SESSION	:	2019-2020
PROJECT WORK	:	SUMMER BREAK HOLIDAY HOMEWORK
CLASS	:	VIII
SUBJECT	:	PAINTING & SCULPTURE
ACTIVITY	:	Coasters
DATE OF SUBMISSION	:	5 th July 2019

Topic	Designing a pack of Coasters
Themes	<ul style="list-style-type: none"> • Music and Lyrics • Dances of India • Art & culture • Sand art /Clay art • Photography
Nature of task	Giving geometric forms and artistic flavor.
Learning Objectives	Getting to learn about the different art cultures and their aesthetic attributes.
Procedure	<p>Design a coaster in the size of <u>6 inches</u> in shape (square , circle , triangle , pentagon , hexagon). The material used as base should be <u>a MDF BOARD</u> of thickness not less than 2mm(<u>or a hard sturdy Cardboard may be used</u>). A pack of Six Identical Coasters to be made.</p>
Criteria / Rubrics for assessment	<p>Creativity and Presentation (5)</p> <p>Relevance to the theme (3)</p> <p>Materials/Media used (2)</p>
Values imparted through the Activities	Students get a step closer to the art of India and its relative art forms.
Follow up	Making students regularly trained in Art.



SESSION	:	2019-2020
PROJECT WORK	:	SUMMER BREAK HOLIDAY HOMEWORK
CLASS	:	VIII
SUBJECT	:	classical dance
ACTIVITY	:	Individual activity
DATE OF SUBMISSION	:	FIRST WEEK OF JULY

Topic	Folk dance
Content Coverage Learning Objectives	Knowledge about famous folk dances of India Students will be introduced to the folk dances of Rajasthan, Punjab & Gujarat.
Procedure	<ul style="list-style-type: none"> • Take A4 size pastel sheet. • Paste the picture of any two folk dances you have chosen. • Write a brief introduction of any two folk dances from the states mentioned above.
Criteria / Rubrics for assessment	Presentation – 4 marks , Creativity – 3 marks, Relevance – 3 marks
Values imparted through the Activities	Students will be able to know about the rich folk culture of India.
Follow up	Constructive follow up will be done after the assessment.. if needed individually in the class or in group.

SESSION	:	2019-2020
PROJECT WORK	:	SUMMER BREAK HOLIDAY HOMEWORK
CLASS	:	VIII
SUBJECT	:	Western Dance
ACTIVITY	:	Individual activity
DATE OF SUBMISSION	:	FIRST WEEK OF JULY

Topic	Contemporary Dance Form
Content Coverage	Knowledge about famous contemporary dance forms.
Learning Objectives	Students will be introduced to the various contemporary dance forms of the world.
Procedure	<ul style="list-style-type: none"> • Take A4 size pastel sheet. • Paste the picture of any two contemporary dance you have chosen. • Write a brief introduction of any two contemporary dances of the world.
Criteria / Rubrics for assessment	Presentation – 4 marks , Creativity – 3 marks, Relevance – 3 marks
Values imparted through the Activities	Students will be able to know about the varied contemporary dance forms present in the world.
Follow up	Constructive follow up will be done after the assessment.. if needed individually in the class or in group.

SESSION	:	2019-20
CLASS	:	VIII
SUBJECT	:	Band
ACTIVITY	:	Individual

Topic	Differentiation of Bagpiper and Shehnai music instrument
Content Coverage	Post content
Learning Objectives	Child will do comparative study of instruments.(learn things like classification, sorting etc.)
Duration	Summer vacation holiday homework
Execution of task / Procedure	<p>Make a project</p> <ul style="list-style-type: none"> • Using coloured A4 size sheets. • Write a comparative study between Shehnai and Bagpipe. • Use illustrations to support your findings.
Criteria / Rubrics for assessment	<p>content (originality) 5 marks</p> <p>presentation 5 marks</p>
Values	Children will understand the importance of individuality..
Follow up	Teacher will help the child for further informations