





# PRATAP

INTERNATIONAL SCHOOL

POCKET -2, SEC- 24, ROHINI, NEW DELHI

## HOLIDAY HOMEWORK (2019-20)

### K.G.



Name: ..... Class & Sec: .....

Dear Children,

The holidays have begun. It is time to have fun. Time for us to catch up with all that we have been longing to do. Go for a long walk with your parents and enjoy the beautiful morning sunrise and evening sunset, admire the beauty of Nature, hear the chirping birds and see the fluttering butterflies.

It is time to catch up with Grandma's never ending stories and play wonderful games with Grandpa.

To add to this fun time, we have prepared some fun-filled activities to be done in the **SCRAP BOOK**.

1. Draw four objects using Triangles, Squares, Circles (for e.g. if you want to use Triangles to make a figure, then use lots of Triangles but no Squares, Rectangles or Circles.)
2. Paste pictures of the meals you take in a day. Breakfast, Lunch, Snacks and dinner. (Cut out pictures from magazines & newspapers.)
3. Know about a railway station. Paste pictures related to it (for eg. Ticket counter, railway engine, railway tracks, hawkers, food vendors, waiting lounge, etc).
4. Collect and paste pictures and wrappers of the items that are used to keep oneself clean. Example: Toothpaste, Soap, Cream, etc.

We hope you would enjoy these activities and come back to school with zeal and enthusiasm for the next term.

**HAPPY HOLIDAYS!**

**HEADMISTRESS**

**PRINCIPAL**






☺ Gather a few leaves from the garden. Stick these leaves on the bush and help Bobby, the bear, hide.




# BEING ME




STAND IN FRONT OF THE MIRROR. LOOK, ADMIRE AND DRAW A PICTURE OF YOURSELF IN THE ABOVE SPACE.

This is how I look when I am  
HAPPY



This is how I look when I am  
SAD




# PASTE A PICTURE OF YOUR FAVOURITE CARTOON AND THINGS RELATED TO IT.

(Atleast Three Things)

1. \_\_\_\_\_ is my favourite cartoon  
character because \_\_\_\_\_  
\_\_\_\_\_  
\_\_\_\_\_

2. I learn \_\_\_\_\_  
from him. (one good manner)


3. I watch television for \_\_\_\_\_ a day.  
(Write duration eg. an hour / 2 hours)





COLOUR ELLY, THE ELEPHANT WITH YOUR FAVOURITE COLOURS.  
DECORATE IT WITH GLITTER, SEQUINS AND OTHER MATERIAL.


PASTE WIGGLE EYES TOO.




# HOW MANY STARS DID YOU GIVE YOURSELF ON A SCALE OF (1 TO 5)

STICK STAR STICKERS


☺ WATER / ELECTRICITY  
CONSERVATION




☺ GOOD MANNERS




☺ HELPING THE NEEDY




☺ NURTURE THE NATURE




☺ RESPECTING YOUR ELDERS



☺ HEALTHY EATING HABITS



☺ ENGLISH CONVERSATION /  
READING PICTURE BOOKS



# MY DREAM HOLIDAY

At the moment, you're probably stuck with going on a holiday wherever your family decides.

But if it was just up to you - what would you do?  
Dream on !!

## PASTE THE PICTURES

Where I would go

What I would do

Who I would go with

My ideal food






# SANDWICH TIME

## Let's Make a Sandwich

### You will need:

- 2 slices of brown bread.
- 1 cheese slice.
- 4 small round pieces of cucumber & tomato each.



### How to make:

- Keep cheese slice on one bread slice.
- Put cucumber and tomato pieces on cheese slice.
- Now cover the above with the second piece of bread.
- Our healthy sandwich is ready.

Please make a 😊  
Smiley with ketchup  
on the top!

Please paste a picture of the Sandwich you have made...



# I AM IN CLASS PREP NOW!!

## THESE ARE THE THINGS THAT I KNOW...

### 2. BUTTON YOUR SHIRT



YES / NO,  
I will learn it during  
Summer Vacations.

### 1. TYING OF SHOE LACES



YES / NO,  
I will learn it during  
Summer Vacations.

### 5. CAN ZIP-UP My Jacket/Trouser/Bag



YES / NO,  
I will learn it during  
Summer Vacations.

### 4. SPREADING Jam/Cheese/ Butter on my bread



YES / NO,  
I will learn it during  
Summer Vacations.

COLOUR  
THE PICTURE

### 3. KEEPING MY ROOM CLEAN



Yes / No, I will learn it  
during summer vacations.

### 6. USING KNIFE AND FORK



Yes / No, I will learn it  
during summer vacations.



# FAMILY TREE

Let's make a 'Family Tree' by using waste material like dry sticks, pencil shavings, bindis, dry leaves, grass etc...



*Be creative and innovative to make it...*

- ☺ Paste pictures (Passport size) of your Grand Parents, Parents, Siblings and You.




GRAND PARENTS

PARENTS

SIBLINGS

ME





# INSTRUCTIONS

Use these phrases in day to day life:-

- Good Morning !
- How are you?
- I am fine, thank you.
- May I come in?
- May I go to the washroom?
- May I wash my hands?
- May I drink water?
- May I have my lunch?
- Thank you.
- You are welcome



Be a good and responsible child and do the following:-

- Help your parents at home by putting your things in place.
- Listen to your elders.
- Avoid playing in the sun. Drink plenty of fluids like water, juice etc.
- Save paper. Use both sides of paper.
- Save electricity. Switch off fans, lights etc. when not in use.
- Go for morning walks and observe the **Nature** around you.

Examples - stones, types of leaves & flowers, etc.

WITH LOVE,

Your Class Teacher



NOTE: Learn Morning Prayer and the National Anthem.

