



PRATAP

INTERNATIONAL SCHOOL

POCKET -2, SEC- 24, ROHINI, NEW DELHI

HOLIDAY HOMEWORK (2020-21)

NURSERY



Name: Class & Sec:

We hope the children enjoyed their first spell in school as much as we enjoyed getting to know them. The school is a second home. Hope our children have started feeling at home in school by now.

Summer Vacations are just round the corner. To keep our little ones indoors in the sweltering heat and to utilize their time with constructive and creative activities, we are sending a few assignments that would help the children get a grasp of the work done in the school.

For The Parents

- ☺ **Be a Friend** : Play games with your child like – Ludo, Carom-board or scrabble.
- ☺ **Explore Nature** : Take your child for morning walk, count trees, cars, stones, flowers, etc. while going for a walk.
- ☺ **Sharpen Memory** : Put a few things on a tray show the tray to your child for a while and then cover the tray. Ask your child to name the objects which were on the tray. This activity will help enhancing the memory and vocabulary of your child.

“Books Can Be Our Best Friends”

Reading time : Reading story books enhances Language and Vocabulary development. Make bed time reading a regular practice with your child (with pictures and large text). After reading stories ask questions like “Did you like the Story?” “Who was your favourite character in the Story?” etc.

A) Suggested Story Book Series:

- | | |
|-----------------------|------------|
| ✓ Pepper | ✓ Bubbles |
| ✓ Bruno | ✓ Ramayana |
| ✓ Lady Bird (Level 1) | |

B) Suggested Television Channels :

- ✓ Discovery Kids
- ✓ National Geographic
- ✓ Disney Junior

C) Suggested You-Tube Series :

- ✓ Peppa Pig
- ✓ Barney
- ✓ Dora the explorer

D) Suggested Movies to Watch

- ✓ Jungle Book
- ✓ Kungfu Panda 1, 2 & 3
- ✓ Stuart Little
- ✓ Zootopia
- ✓ Taugled



Head Mistress

Principal



PERSONALITY DEVELOPMENT


◆ Inculcate following 'Life skills' in your child to help Him / Her become Independent.

- Buttoning his / her shirt
- Tying his / her school Bags
- Packing his / her shoe laces
- Keeping his / her belongings back in their place
- Laying the table for dinner
- Arranging shoes in the shoe rack
- Filling the water bottles

◆ Imbibe 'Social Skills' in your child.

- Greeting with a smile when someone comes to the house
- Conversing feely with visitors, relatives coming over to the house
- Answering the phone calls with a polite "Hello", also asking "May I know who is calling?"
- Speaking politely and sharing with peers.

◆ Using the magic words



Let's Converse in English

- How are You? I'm good. Thank You.
- I am thirsty. Please give me Water.
- Please, open / close my tiffin / bottle.
- I am hungry. Please give me food.
- I have finished my work / food
- Please, switch off / on the light / fan.



Encourage them to take care of "Personal Hygiene" by inculcating the following habits:

- *Brushing teeth twice daily*
- *Combing hair regularly*
- *Bathing everyday*
- *Washing hands before and after meals.*
- *Trimming the nails and keeping them clean*

◇ To enhance "Gross Motor skills" of your child enroll them in anyone of the following activities:

- *Aerobics*
- *Skating*
- *Swimming*
- *Dance*
- *Summer Camps*

◇ To develop "Fine Motor Skills" let your child indulge in activities like:

- *Mashing Potatoes*
- *Rolling Chapatis*
- *Shelling out peas*
- *Zippering and unzipping*
- *Buttoning and Unbuttoning*
- *Opening and closing the bottle cap / tiffin lid*
- *Turning pages of a Book*
- *Squeezing bath sponges*
- *Watering the plants using spray bottles*



PERSONAL INFORMATION

A picture of my house:



A picture of my family:



My address is:



My phone number is:



All about ME!



_____ is colour of
my hair,

_____ is colour of
my eyes.

I'm _____ years old.

I'm just the right size.

My name is _____

And as you can see,


I'm very happy to be me!



I LOVE MY SCHOOL



Colour the frame and paste a photograph (Postcard Size) of yourself in the School Uniform.



On THE First Day of My School

I WAS



Happy



Sad



Scared

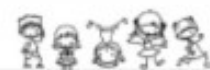


Worried

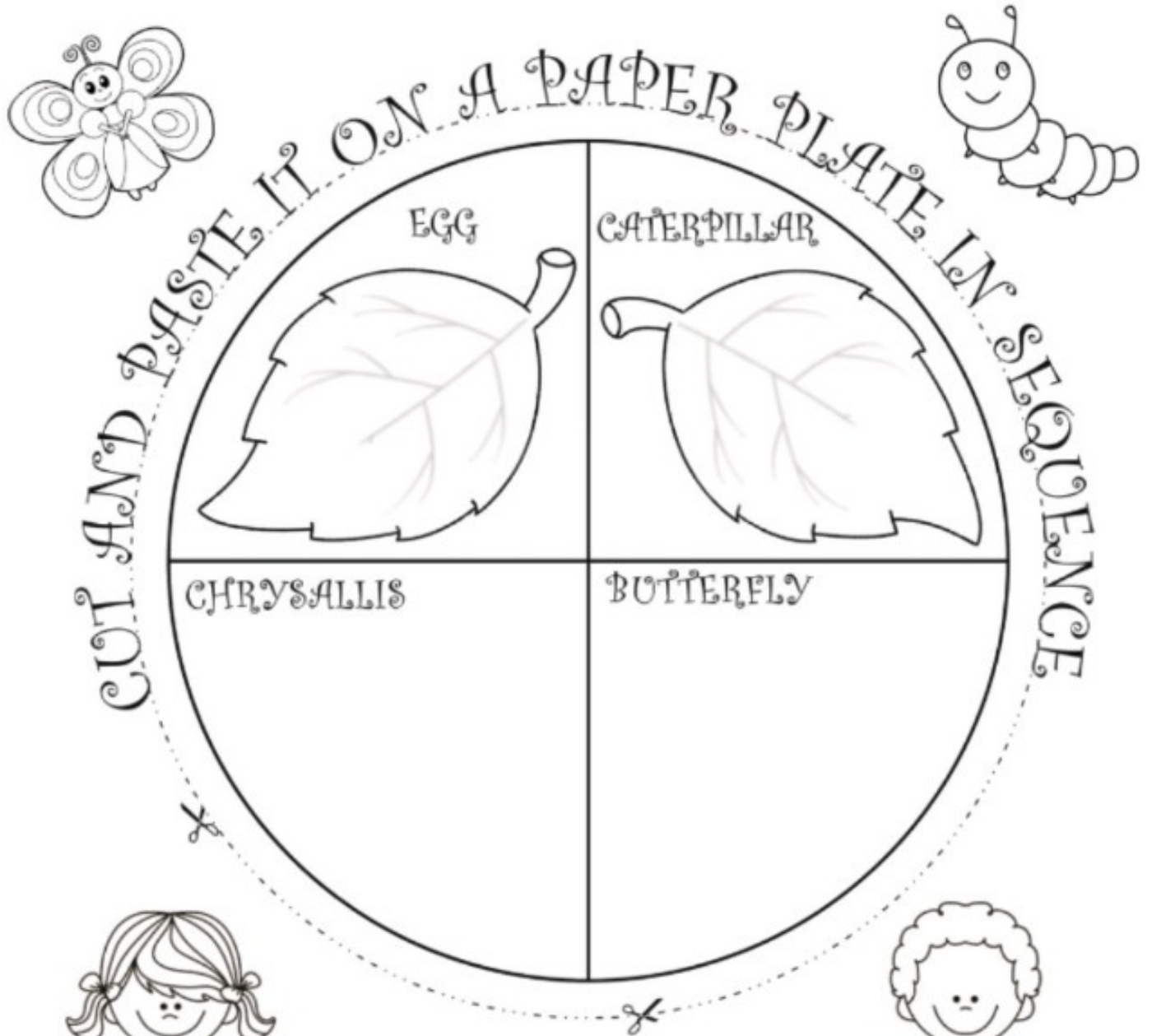


Curious

COLOUR ANY ONE EXPRESSION



Butterfly Life Cycle with PASTA & Paper Plate Craft



Make a Colourful Hand Print BUTTERFLY

- : Butterfly Butterfly Flutterby Flutterby : -



Let's make them...



'Little Chefs'

Make a delicious Ice-Cream shake at home with your child. Discuss the steps in sequence to make it.

Remember to click a photographs while the little chef is at work.



Oreo-Ice Cream Shake Recipe

INGREDIENTS:

- | | | |
|---|--|---------------------------------|
| 🍪 8 Oreo biscuits in Sandwich bag crushed | | 🍦 4 Scoops of vanilla ice-cream |
| 🥛 2 cups milk | | 🧊 Handful of ice |

Blend everything in a blender until smooth, then...

Yummy



**PASTE
A
PHOTOGRAPH**



JOY RIDES WITH GRAND PARENTS...

- ◆ Take your child with his / her Grand-Parents to any one of the following fun rides.
- ❖ Metro Ride
- ❖ Zoo Bus Ride
- ❖ HO-HO Bus Ride
- ❖ Boat Ride in Akshardham Temple

DASTE
A
PICTURE

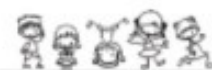
INNOVATIVE LEARNING :

- ◆ We suggest you may visit any one of the following places with your child.

- ☺ Bal Bhawan
- ☺ Doll's Museum
- ☺ Rail Museum


DASTE
A
PICTURE

Enjoy !!



The Wise OWL

- Colour ME...
- Paste pencil shavings & bring my feathers back.



Colouring Time (JOKER):




- Make the joker happy by colouring it.



Finger Printing (APPLE)


- Fill the picture with suitable colours.

Why my parents say that:
"I am the apple of their eyes"



Colour and decorate the Photo Frame

- Paste photograph (Postcard size) of any of your special moment.

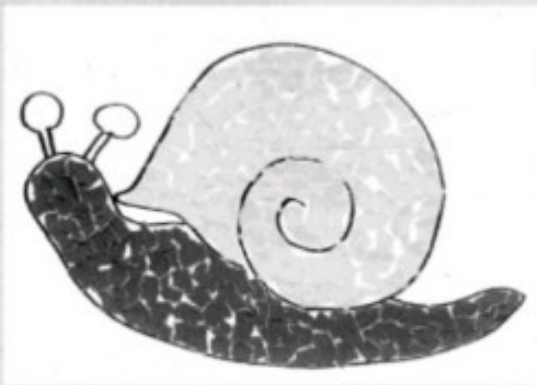


PAPER COLLAGE

- Tear small pieces of paper and keep pasting them at the mentioned places in the picture.



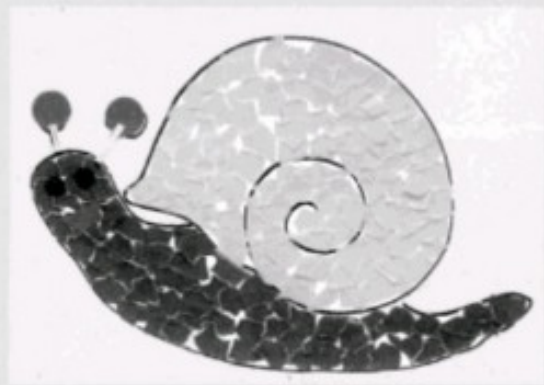
- 1** Glue the pieces of green glossy paper one by one onto the body of the snail.



- 2** Glue the pieces of yellow glossy paper onto the shell of the snail.



- 3** Break the toothpicks to size for the snail antennae and glue them in place.




- 4** Put the round blue stickers on the face to make eyes, two round red stickers to top off the antennae, and a red one cut in half for the mouth.

Continued...



PAPER COLLAGE



Colour the Picture

