



PRATAP
INTERNATIONAL SCHOOL
POCKET -2, SEC- 24, ROHINI, NEW DELHI

HOLIDAY HOMEWORK
CLASS - I
SESSION 2020-21

FOR THE PARENTS

- Encourage your ward to wake up early in the morning. Encourage him/her to greet the elders Good Morning and Good Night.
- Facilitate the usage of sentences like : May I ease myself, May I quench My thirst etc.
- Inculcate the habit of using Please, Sorry, Thankyou in your ward and try to converse in English with your child (small sentences).
- Encourage your child to drink lots of water, eat fresh fruits and green vegetables to beat the heat. Avoid giving him/her junk food.
- Encourage your child in learning skills like tying up of shoe lace, putting on socks, dressing & undressing himself/herself, folding apron & napkin.
- Encourage your child to do free hand colouring & drawing.

- **Interact with your ward vocally as well as through body language, whenever together – be its market, on road, in the multiplex, while travelling in any mode of transport etc. keep on answering their queries with full enthusiasm.**
- **Encourage your ward to conserve water and electricity.**

GENERAL INSTRUCTIONS:

- **Bring the Holiday homework in in a beautifully decorated folder.**
- **Parents are requested to only guide their children while doing the assignment.**
- **Originality of the work will be appreciated.**
- **Project work / Homework will be assessed on the basis of neatness, creativity.**

Write plural form of the singular nouns.

Dog _____

Boy _____

Bed _____

Bike _____

Mug _____

Pig _____

Toy _____

Book _____

Lamp _____

Pan _____

Apple _____

Ball _____

Desk _____

Flower _____

Complete the sentences below with the correct form of nouns.

My dad has three _____ (hat, hats).



















I can read one _____ (book, books).



Write the first letter of each picture to form the secret word.

SECRET WORDS

Rearrange the jumbled words to make sentences:

1. birds the fly sky in the

2. mother my love i

3. shines the moon at night


4. red in colour is an apple

5. like to i park in the play

WRITING SKILL

Write 1 sentence about the given picture.





Name _____

The Long Walk

Two penguins are going
for a walk. They put on
their hats and boots.
They put on their mittens
They go out onto the ice.

Draw it.

They walk by a house.
They walk by a bus. They
walk by a store. They
have a lot of fun. Then
they go home.

Draw it.

How many penguins went for a walk?

One

Two

Four

Where did they go last?

A Bus

A Store

Home



→ मात्रा अ , आ , इ से कोई भी दस - दस शब्द बनाइए।

.....
.....
.....
.....
.....
.....
.....
.....
.....
.....



→ माता - पिता की सहायता से अ, आ , इ की मात्रा के शब्दों के चित्र से कोलाज बनाए।


सही वर्ण में ई (ी) की मात्रा लगाकर चित्रों के नाम लिखो :-



ता +ल-



गा +ड़-



चा +भ-



ल- +च-



डा +ल-



मा +ल-



स- +ता




































र- +ढ़



ना +न-


Green Greater and Less Than

Write $>$, $<$, or $=$ on each gold coin.

17		35	96		47	16		25
15		15	6		60	37		73
90		98	50		55	12		21
100		10	7		56	74		35
45		35	54		64	45		55
57		58	24		57	25		25
2		85	37		29	13		18
11		13	27		11	8		27
5		2	18		11	11		27
78		12	11		77	11		13
13		7	17		7	99		42

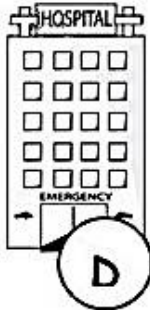
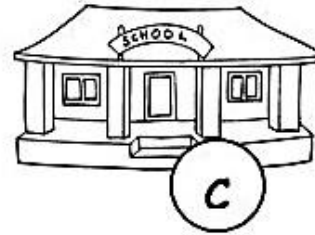
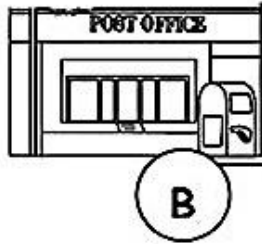
Turkey Addition

Solve the problems.
Color the turkey.





Places In Our Community

Write the letter of the place in the community described by each sentence.



1. We go to this place when we are sick. _____
2. Mother goes to this place to buy fresh fruits and vegetables. _____
3. Fire Fighters who help put out the fire are found in this place. _____
4. I want to learn how to read and count numbers.

Draw any 2 neighbourhood places and colour it .



⇒ Which sense organ is used for the following activities. Draw or paste the pictures of the sense organs on a A-4 size sheet.

1. There is a gas leakage in the kitchen. _____
2. Neem leaf is bitter. _____
3. Ritu has soft hair. _____
4. The moon and stars are shining in the sky. _____
5. The door bell is ringing. _____

⇒ Write the names of the body parts that rhyme with the given word:


1. Band - _____
2. Close - _____
3. South - _____
4. Peg - _____
5. Meet - _____

Q3. Raju always keep his body neat and clean .Guess and paste the pictures of things he uses to keep himself tidy in the given box.

Name the things he uses to:

1. Dry his body after the bath _____
2. Cut his nails _____

SPOT THE DIFFERENCE AND COLOUR IT .



HELP KACK FIND ITS WAY TO WATER THE PLANTS .

READ 2 SIGHT WORDS EVERYDAY

I	like	the	and	see
we	a	to	come	me
with	my	you	what	are
now	is	how	find	this
will	be	go	for	make
play	said	good	she	all
he	no	do	down	have
help	look	out	off	take

PROJECT WORK

AQUARIUM - Take a jar or an old shoe box. Paint it with blue colour . Use glitter sheets and make different fishes , octopus , jelly fish etc of it and hang it with the help of a thread or fish wire . Refer to the example given below.



BACK TO SCHOOL



