

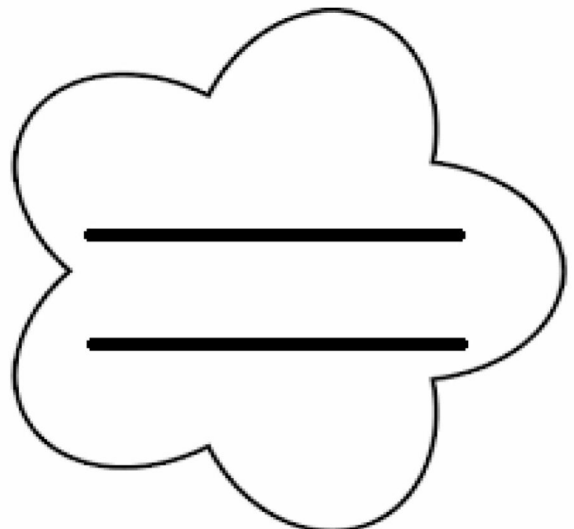


Name :

Class & Sec :

E.V.S

Q1. The following things are associated with the four seasons. Write them on the blanks in the correct shape.

- | | | | |
|-------------|-------------|--------------|----------|
| rain coat, | jacket, | butterflies, | puddles, |
| new leaves, | watermelon, | ice cream, | hot milk |



Q2. Use the clues to complete the crossword puzzle.

ACROSS

- 1. We live together as a _____.
- 3. My father’s mother is my _____.

DOWN

- 2. My brothers and sisters are my _____.
- 4. My mother’s father is my _____.
- 5. I live with my parents and siblings in a _____ family.


Q3. Use the clues to unscramble the words in brackets and find the words in the maze.

- a. The food we eat goes here
(*maotshc*)
- b. This tells the body what to do
(*nirab*)
- c. We breathe through these
(*lirntsos*)
- d. Two bones meet here (*ijnto*)
- e. The brain lies inside this (*lkuls*)
- f. Parts inside our body (*angros*)
- g. The air we breathe goes in these
(*gulns*)
- h. The heart and lungs are inside this (*etsch*)

n	s	t	o	m	a	c	h
o	j	t	r	n	h	t	s
s	o	j	g	b	h	y	k
t	i	l	a	r	n	h	u
r	n	u	n	a	f	u	l
i	t	n	s	i	d	g	l
l	o	g	q	n	d	f	d
s	n	s	c	h	e	s	t


Q4. Classify the food items below as healthy or junk food. Write H for healthy or J for junk in the boxes.














CRAFT

Paper cup animals : (Make any one)

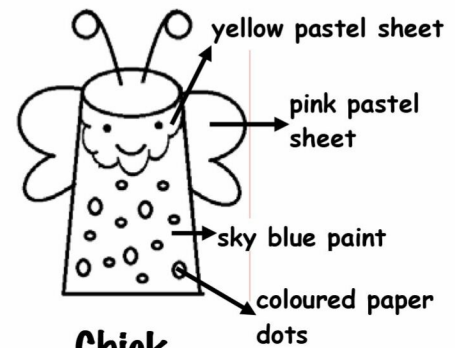
Material required :

- ◆ Pastel sheets of different colours (pink, red, green, yellow, orange) googly eyes (2), fevicol, scissors, paper cup

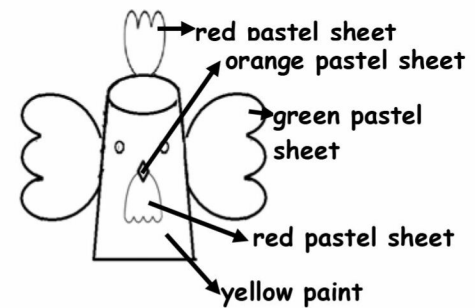
Method:

- ◆ Take a stiff paper cup
- ◆ Paint and decorate it as shown in the picture.

Butterfly



Chick



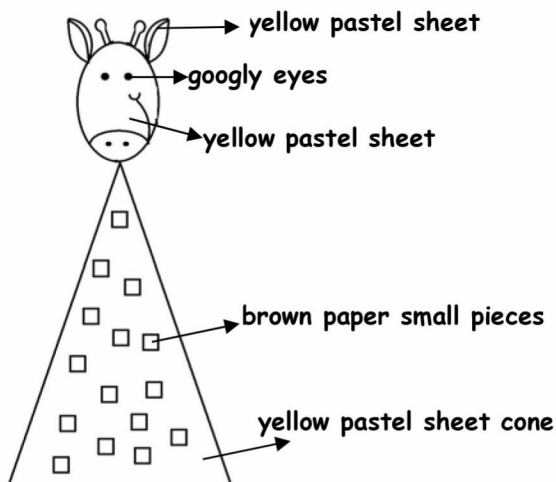
Paper Giraffe

Material required :

- ◆ Yellow pastel sheet, scissors, glue stick, brown paper, googly eye.

Method:

- ◆ Take a yellow square sheet of size (10 × 10 inches) and roll it into a cone.
- ◆ Glue it. Cut the cone so that it can stay upright.
- ◆ Draw the giraffe's head on the remaining piece of yellow paper as shown in the picture.
- ◆ Take a piece of brown paper and tear it into small pieces.
- ◆ Glue the square pieces onto the cone.
- ◆ Glue the head onto the cone.



हिन्दी


किसी व्यक्ति, वस्तु, प्राणी या स्थान के नाम को संज्ञा कहते हैं।

प्र0.1 नीचे लिखे वाक्यों के खाली स्थानों में संज्ञा शब्द लिखिए।


किताब, दूध, केला, ताजमहल, जयपुर

- (क) हाथी को पसंद है।
- (ख) आगरा में है।
- (ग) मेज पर रखी है।
- (घ) मेरी दादी गई हैं।
- (ङ.) ताकत बढ़ाता है।

प्र0.2 फलों के चित्र पहचान कर उनके नाम लिखिए।




.....




.....

प्र0.3 चित्र पहचान कर नाम लिखिए।




.....




.....



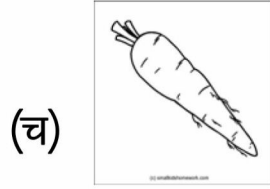
.....



.....




.....




.....


प्र0.4 नीचे लिखे वाक्यों में (✓) का तथा गलत (✗) चिह्न बनाइए।



सुबह निकलता है।



की चाँदनी गर्म होती है।



प्र0.5 पूछ कर लिखिए।


(क) माँ से पूछ कर लिखें कि तुम्हारा जन्म किस महीने में हुआ था?

.....

(ख) पिताजी से पूछ कर लिखें कि हमारे प्रधानमंत्री लाल किले पर झंडा किस दिन फहराते हैं ?

.....

प्र0.6 सीढियों की खाली जगह में महीनों के नाम लिखिए।



सदा याद रखें

जल अमूल्य है । हमें इसे व्यर्थ न करते हुए इसका प्रयोग उचित प्रकार से करना चाहिए ।

प्र0.7 वाक्य पढ़कर (✓) या (×) का निशान लगाइए।

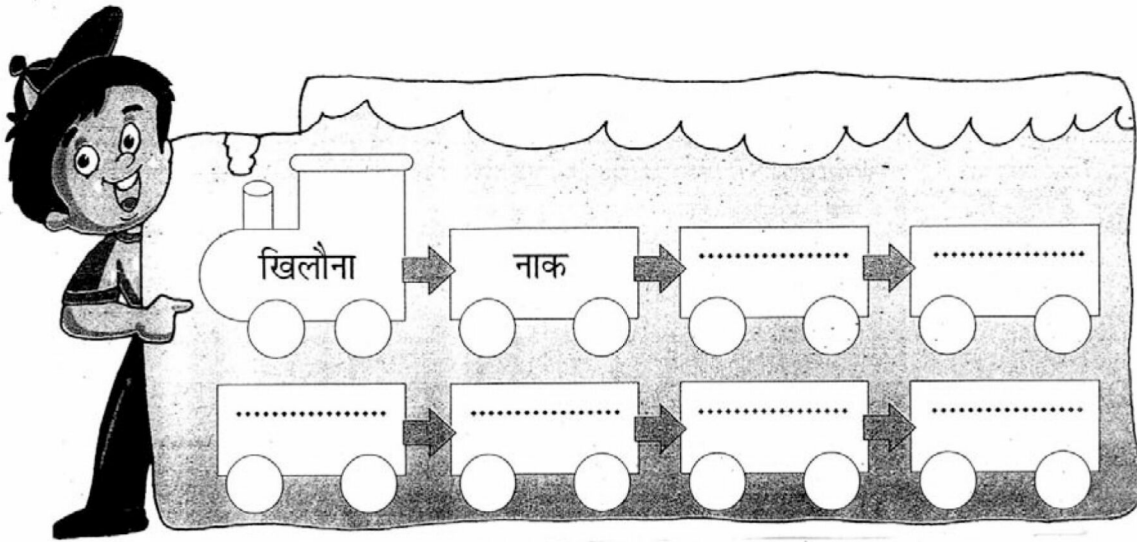
- ◆ ब्रश करते समय नल बंद रखें।
- ◆ फल/सब्जी धोने के बाद वह पानी पौधों में डालें।
- ◆ पाईप लगा कर कार धोएँ।
- ◆ बारिश का पानी टब/बाल्टी में इकट्ठा करें।
- ◆ जितना पानी पीना है गिलास में उतना ही लें।
- ◆ बाल्टी भर जाने पर नल खुला ही रखें।
- ◆ नहाने के लिए शावर की जगह बाल्टी – मग का प्रयोग करें।

प्र0.8 कहाँ हूँ मैं, झट से बोलो, कौन हूँ मैं, भेद यह खोलो—

✱	प	✱	गें	भा
डि	तं	✱	दा	लू
ज़	ग	ज	ले	बी
नी	त	र	बू	ज


1. एक टीवी चैनल हूँ —
2. जंगल में रहता हूँ —
3. गरमी का फल हूँ —
4. आकाश में उड़ती हूँ —
5. एक मिठाई हूँ —
6. एक फूल हूँ —

प्र0.9 शब्द के आखिरी अक्षर से नया शब्द बनाइए और शब्दों की रेल गाड़ी को आगे बढ़ाइए।




MATHEMATICS


Q1. Fill in the missing numbers:




Q2. Fill in the numbers that come after the given numbers.






Q3. Trace the outlines and colour the pictures. Learn the various shapes.



Q4. Colour the numbers from 1 to 20. Add your thumbprints on the shell to complete the tortoise:



Count and write how many things you see in the picture:

	<input data-bbox="300 1591 505 1795" type="text"/>		<input data-bbox="740 1591 945 1795" type="text"/>		<input data-bbox="1216 1591 1421 1795" type="text"/>
---	--	---	--	--	--

Q5. Fill in the blanks:











- a. First day of the week is _____.
- b. Second day of the week is _____.
- c. Third day of the week is _____.
- d. Fourth day of the week is _____.
- e. Fifth day of the week is _____.
- f. Sixth day of the week is _____.
- g. Seventh day of the week is _____.
- h. Thursday is the _____ day of the week.
- i. Saturday is the _____ day of the week.
- j. There are _____ days in a week.
- k. _____ comes before Monday.
- l. Thursday comes after _____.

Q6. Complete the names of the months.

- | | |
|----------------------------|------------------------------|
| a. J ___ N ___ A ___ Y | g. J ___ ___ Y |
| b. F ___ ___ R ___ A ___ Y | h. A ___ G ___ ___ T |
| c. ___ A ___ C ___ | i. S ___ P T ___ ___ B ___ R |
| d. A ___ R ___ L | j. O ___ ___ O B ___ R |
| e. M ___ Y | k. N O ___ ___ M ___ E ___ |
| f. ___ U ___ E | l. D ___ C ___ M ___ ___ R |





Q7. Look at the picture above. Count the given items and write the correct number names in the blanks. One has been done for you.

	s e v e n		
			
			
			
			


ENGLISH

Finish the Picture

Q1. What is missing in each picture? Draw the missing part.



Q2. The pictures below show things that you would find in a kitchen. Think of the word for each picture. Then unscramble the letters below to form the words you thought of.



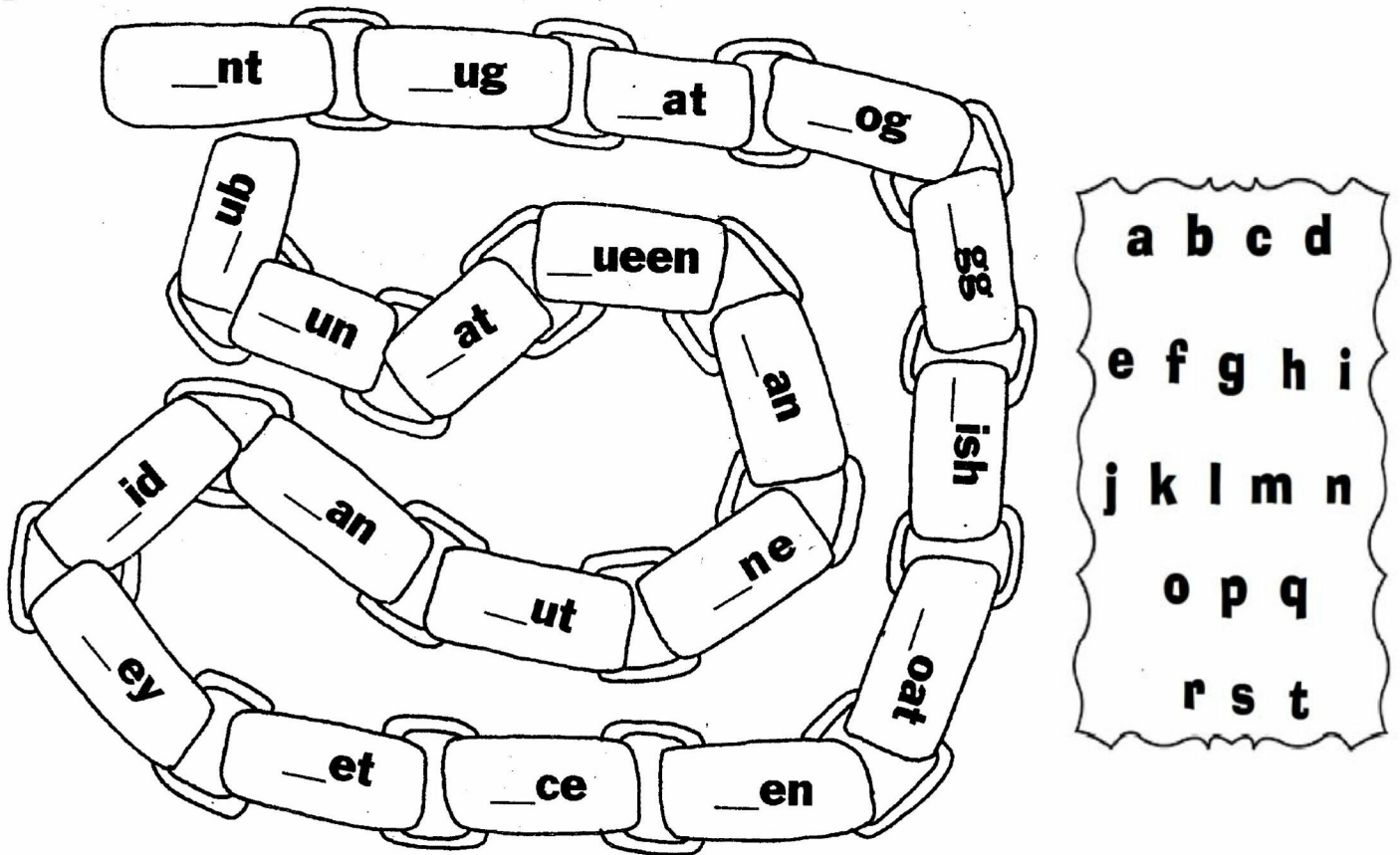
1. I N K S _____

3. R J A _____

2. P U C _____

4. N O O S P _____

Q3. Make an alphabet chain. Write one letter to make a word for each link. Begin with letter a. Continue using the letters of the alphabet in order as given in the box.



Q4. Remove the extra letter from each word to make it meaningful and rewrite it below:

<i>lesft</i>

<i>wamlks</i>

<i>brikght</i>


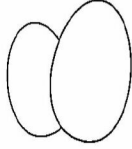
<i>anpimal</i>

<i>flgower</i>


<i>padint</i>


Q5. Name me.

a.  The _____ are very sweet.

b.  _____ lay  _____.

c.  A _____ is a beautiful flower.

d.  This is _____ (write any name).



e.  The _____ likes  _____.

Q6. Add the letter given in the circle to the letters in the rectangle to make meaningful words. Remember, the letter could be used in the beginning, end or in - between too.

e.g. Sape ----- Shape. Rewrite them in the space given.

	<i>sape</i> -----	
<i>watc</i> -----	h	<i>cair</i> -----
	<i>ole</i> -----	

	<i>reen</i> -----	
<i>enine</i> -----	g	<i>buildin</i> -----
	<i>lauh</i> -----	



Q7. Given below are ten sentences. Rewrite and put them in the right columns.

Column A

- ◆ It is the king of animals.
- ◆ It is a beautiful bird.
- ◆ It has colourful feathers.
- ◆ It has a mane.
- ◆ It roars.

Column B

- ◆ It dances in the rains.
- ◆ It eats other animals.
- ◆ It eats worms and snakes.
- ◆ Its young one is called a cub.
- ◆ It is our national bird.

Column A

A Lion

Column B

A Peacock
