



HOLIDAY HOMEWORK

CLASS : Violets

Name : - _____ Sec : _____ Roll No.- _____

Dear Parents ,

Summer vacation brings a change and excitement for children. It gives you an opportunity to develop an everlasting bond and to spend your precious time with your kids.

To make your child more independent and healthy, kindly encourage your child to –

- **Brush his/her teeth twice a day.**
- **Wash his/her hands before and after meal.**
- **Switch off the lights before leaving the room.**
- **Keep his/her things at the proper place.**
- **Wear his/her shoes and socks by himself or herself.**
- **Use magic words in day to day life – Sorry, Please, Excuse me, Thank you.**
- **Wish ‘Good Morning and ‘Good Night’ to their parents and elders.**
- **Learn his/her parent’s mobile numbers.**
- **Button and unbutton the shirts on its own .**
- **Help in the household activities.**



ENGLISH ORAL :

Revise rhymes from Rhymes and Songs Book .
Recognition of Alphabets **A to Z (Oral)**

Maths Oral :

1 to 10 oral recognition of numbers.

General Awareness:

Revise the Pre Number Concepts done in class.

Practice following conversational questions:

Q 1. What is your name?

Ans. My name is

Q 2. What is your father’s name?

Ans. My father’s name is

Q 3. What is your mother’s name?


Ans. My mother’s name is

Q 4. What is your class teacher’s name?

Ans. My class teacher’s name is

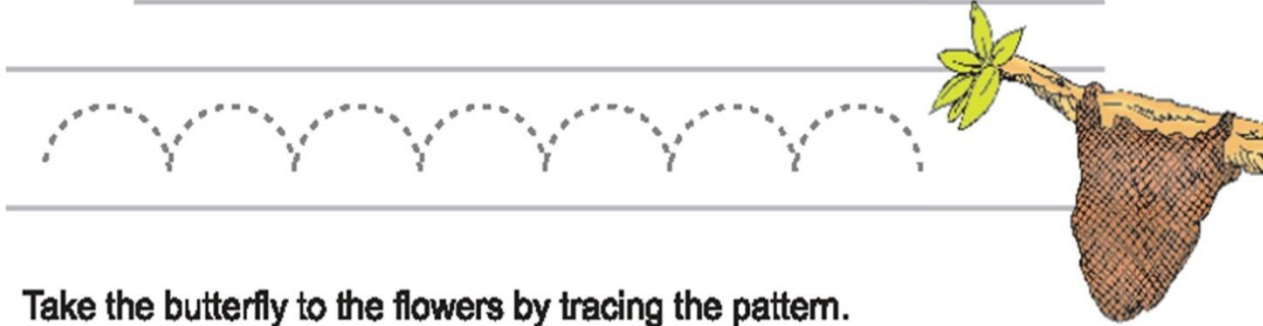
Q 5. How old are you?

Ans. I am.....years old.



CURVE PATTERN

Take the bee to the beehive by tracing the pattern.



Take the butterfly to the flowers by tracing the pattern.



Take the bird to the nest by tracing the pattern.



Number 1

Trace the number 1.



Write the number 1 in the boxes.

ZIGZAG LINES




BIG AND SMALL

- Match the big picture with the same small pictures.

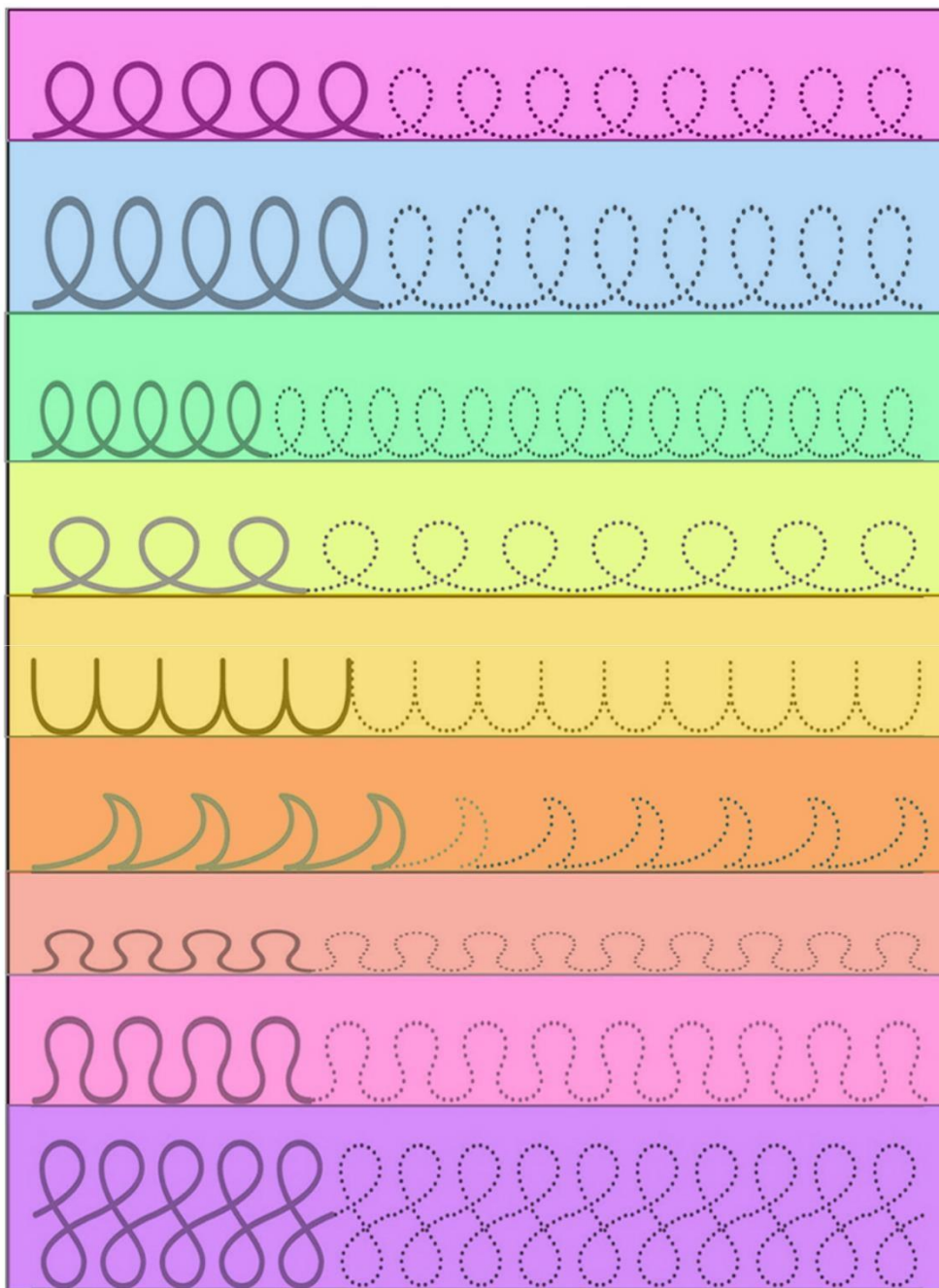


Colour the Picture:





Trace the following pattern.









Heavy and Light

Tick the heavy object and cross the light one.



Shapes

Identify the shapes of the objects. Draw the shape that each object looks like.



ACTIVITY

Stick Bindis to make fruits of the trees.

