



PRATAP

INTERNATIONAL SCHOOL

POCKET -2, SEC- 24, ROHINI, NEW DELHI

HOLIDAY HOMEWORK

CLASS - 'V'

(Session : 2019-20)

Dear Parents,

It is summer vacation time again, a time to relax as well as fruitfully occupy the children in various scholastic and co-scholastic areas. Keeping this in mind, our teachers have painstakingly designed interesting Projects / Assignments for children to be completed during the summer vacation. This would encourage in-depth learning, strengthen concepts and prepare ground for improved academic output.

As parents, kindly motivate and lend support to your children and ensure that they complete the given work well-in-time and to the best of their ability. Your encouragement can actually make a huge difference to the ultimate learning outcome of these projects. We would be happy if parents encourage children to work on their own.

Please note the following :-

- ☺ Make your child read Hindi and English story books and children's Science magazines as much as possible so that each child can contribute to the school magazine in some way or the other.
- ☺ Encourage them to undertake creative writing, both in Hindi and English. You can tell them to write their experiences about the vacation and maintain a daily diary too. Even watching good English movies / plays can be an enjoyable learning experience.
- ☺ To make them aware of their surroundings, tell them to watch various informative T.V. Channels like Discovery, National Geographic, History and Animal Planet.
- ☺ To enhance their creative talent, motivate them to draw / paint, make PPT presentations on any family celebration or any activity / place / concept that interests them.
- ☺ Last but not the least, practise English and Hindi handwriting.
- ☺ Let these assignments / projects be fun filled so that learning is always a pleasurable activity for our young children.

We look forward to your co-operation.

HAPPY HOLIDAYS!

Headmistress

Principal

ENGLISH

Judge a book by its cover!

1. Say farewell to the notebook cover that looks like everyone else's. Get innovative and design your own notebook cover. Cover your English notebook with a bright red fluorescent sheet. **Write suitable Proverbs, Idioms or Quotations on the Importance of Reading.**
2. Enjoy reading story books written by renowned authors during the summer vacation.



Recommended Books:

- | | |
|-----------------------|--|
| a. Roald Dahl : | <ul style="list-style-type: none"> • Matilda • The Witches. |
| b. Enid Blyton : | <ul style="list-style-type: none"> • Famous Five Series • Secret Seven Series • St Clare's Series • Malory Towers Series • Famous Five Series |
| c. Louisa M. Alcott : | <ul style="list-style-type: none"> • Little Women |
| d. Mark Twain : | <ul style="list-style-type: none"> • Tom Sawyer |
- **Make a Book Report on any one of the books read by you. Your report should include :**

- a. **Book Cover** (*draw an important scene from the book*)
- b. **Book Title and Author**
- c. **Description of the Characters**
- d. **Setting**
- e. **A brief summary of the plot**
- f. **The reason why you liked the book**

- **Present your Book Report on an A3 size coloured sheet using the format shown overleaf. Prepare a short class presentation on the Book Report.**

MY BOOK REPORT



THE TITLE OF THE BOOK IS:
.....
The author's name is
.....



CHARACTER

My favourite character is

Four words to describe this character

1.
2.
3.
4.

SETTING

The place where this story takes place is

Three words to describe this place

1.
2.
3.



THE STORY

Beginning

.....

.....

Middle

.....

.....

End


.....

.....

This book was

- Awesome!
- Pretty good
- OK
- Not my favourite
- One I did not like

**I LOVED
THE BOOK
BECAUSE**



3. Read the following stories from *Tales of Oscar Wilde*:

- ◆ **The Happy Prince**
- ◆ **The Nightingale and the Rose**
- ◆ **The Star Child**

Note : An **MCQ** will be conducted based on the same after the summer break.

~~~~~

## **HINDI**

1. 10 पेज सुलेख पतली कॉपी में लिखिए।
2. कोई दो मुहावरों के चित्र बनाइए। मुहावरा, चित्र और उसके अर्थ की लड़ी बनाइए।



3. **'Life of Pi'** पिक्चर देखिए। उसमें पटेल ने जिस प्रकार डर पर विजय प्राप्त की थी, उसी प्रकार अपने जीवन का कोई अनुभव 12–15 पंक्तियों में लिखिए जिसमें आपने डर पर विजय प्राप्त की हो।
4. विक्रम और वेताल की कहानियाँ पढ़िए।

## **SOCIAL STUDIES**

### **Roll No. 1 to 10**

a. Let's play the Atlas Game.

♦ Flip through the pages of the Atlas and find out the following:

| S. No. | Name of Countries | Capital | Latitude | Longitude | Currency | Flag | Language Spoken |
|--------|-------------------|---------|----------|-----------|----------|------|-----------------|
| 1.     | Argentina         |         |          |           |          |      |                 |
| 2.     | Belgium           |         |          |           |          |      |                 |
| 3.     | Canada            |         |          |           |          |      |                 |
| 4.     | Denmark           |         |          |           |          |      |                 |
| 5.     | England           |         |          |           |          |      |                 |
| 6.     | France            |         |          |           |          |      |                 |
| 7.     | Germany           |         |          |           |          |      |                 |
| 8.     | Hungary           |         |          |           |          |      |                 |
| 9.     | Ireland           |         |          |           |          |      |                 |
| 10.    | Japan             |         |          |           |          |      |                 |

### **Roll No. 11 to 21**

a. Collect the pictures of any five freedom fighters of our country and write five lines on each of them in a scrap book. Also paste related pictures.

## **SCIENCE**

### **Roll No. 1 to 10**

#### ***Sad Tooth - Happy Tooth***

- ◆ The little sad tooth says,

***“Sad tooth, sad tooth, full of tooth decay,  
Sweets and soda pop made me this way”***

- ◆ The happy tooth says,

***“Happy tooth, happy tooth shiny and bright,  
Brushing and healthy food keeps me healthy and white.”***

- Take two cutouts (A3 size) in the shape of a tooth.
- On the Happy tooth cutout, stick pictures of things which make out teeth healthy. On the Sad Tooth cutout, stick pictures of things which cause tooth decay.

### **Roll No. 20 to 21**

#### ***Clean India, Green India – Play your part***

- ◆ You all must know, that things thrown into the trash could be Recycled, Reused or Composted. If the waste is not managed efficiently, it ends up in a land fill where garbage takes a long time to decompose. Some object like plastic may never decompose. You can help by creating awareness on “Sorting of Waste” before it is disposed off.

- Take 3 cutouts (A3 size) in the shape of bins in colours Green, Brown, and Pink.
- On the Green cutout, stick pictures of things that can be recycled. On the Brown cutout, stick pictures of things that can be reused and on the Pink cutout, stick pictures of things that can be composted.

# **M A T H E M A T I C S**

**Name :** ..... **Class :** ..... **Sec.:** .....

1. Insert commas in the numbers and place them in the place value chart based on the Indian System of numeration:

| Periods | Crores   |            | Lakhs  |           | Thousands |               | Ones      |          |      |      |
|---------|----------|------------|--------|-----------|-----------|---------------|-----------|----------|------|------|
|         | Numbers  | Ten Crores | Crores | Ten Lakhs | Lakhs     | Ten Thousands | Thousands | Hundreds | Tens | Ones |
| a       | 8563452  |            |        |           |           |               |           |          |      |      |
| b       | 73594111 |            |        |           |           |               |           |          |      |      |
| c       | 15460036 |            |        |           |           |               |           |          |      |      |
| d       | 44121404 |            |        |           |           |               |           |          |      |      |

2. Put commas in the numbers and place them in the place value chart based on the International System of numeration.

| Periods | Millions |                  |              | Thousands |                   |               | Ones      |          |      |      |
|---------|----------|------------------|--------------|-----------|-------------------|---------------|-----------|----------|------|------|
|         | Numbers  | Hundred Millions | Ten Millions | Millions  | Hundred Thousands | Ten Thousands | Thousands | Hundreds | Tens | Ones |
| a       | 46432115 |                  |              |           |                   |               |           |          |      |      |
| b       | 20202288 |                  |              |           |                   |               |           |          |      |      |
| c       | 9346543  |                  |              |           |                   |               |           |          |      |      |
| d       | 78411721 |                  |              |           |                   |               |           |          |      |      |

**3. Write the following in figures and say whether it is the Indian or International System of numeration.**

- a. Three hundred fifty - six million five hundred five thousand thirty - three. ....
- b. Seven hundred sixty - five million forty - eight thousand eight hundred thirteen. ....
- c. Fifty - one crore six thousand forty - five. ....
- d. One crore one lakh ten thousand one. ....

**4. Find the difference of the place value and face value of the underlined digit.**

**a. 479000172**

Place Value = .....

Face Value = .....

Difference = .....

**b. 36554575**

Place Value = .....

Face Value = .....

Difference = .....

**c. 3876543**

Place Value = .....

Face Value = .....

Difference = .....

**5. Write the number names of the following:**

- a. 87,26,550 : .....
- b. 93,653,400 : .....

**6. Change the number name into its equivalent form in the other system of numeration.**

- a. Four crore, two lakh, fifty - four thousand, eight .....



b. Four crore, one lakh, thirty thousand, four hundred twenty

.....

c. Two hundred one million, three hundred three thousand, four hundred one

.....

d. Twenty - seven million, six hundred fifty - four thousand, forty

.....

7. Insert commas suitably to convert the numbers from one system of numeration to another. Write the periods in which the underlined digit lies in each.

a. 5,55,46,832

c. 3,611,501

.....

.....

.....

.....

b. 2,63,45,811

d. 5,560,045

.....

.....

.....

.....

8. Answer the following questions.

a. How many 6 - digit numbers are there in all?

.....

b. What is the greatest 7 - digit number?

.....

c. Which number lies in the middle of 8 - digit numbers?

.....

d. Arrange the digits of the number 74315689 in ascending order.

.....

e. How many millions make a crore?

.....

f. How many lakhs are there in 100 million?

.....

9. Write the numbers in short form.

a.  $30,000,000 + 4,000,000 + 700,000 + 30,000 + 5000 + 500 + 20 + 5 = \dots\dots\dots$

b.  $50,000,000 + 8,000,000 + 900,000 + 1000 + 40 + 3 = \dots\dots\dots$

10. Write the following numbers in expanded form.

a. 129,357 = .....

b. 7,14,09,258 = .....

11. Circle the digit whose place value has been given.

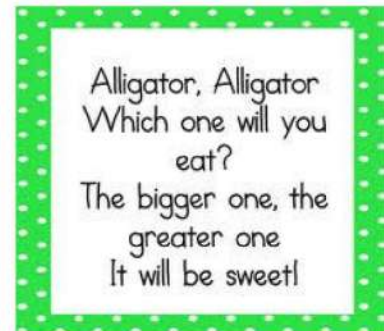

Place Value

- a. 36,855,300       $5 \times 10,000$   
 b. 8,81,21,524       $8 \times 1,00,00,000$   
 c. 63,21,155       $6 \times 10,00,000$   
 d. 19,411,144       $1 \times 10,000$



12. Insert the correct sign  $>$ ,  $<$  or  $=$ .

- a. 9,09,01,188            9,09,01,176  
 b. 6,62,30,870            6,62,30,008  
 c. 1,15,45,675            1,15,45,675  
 d. 32,077,084            39,077,684  
 e. 8,133,565            8,003,356



13. Complete the series carefully.

a. 1,42,35,462 ; 1,43,35,462 ; 1,44,35,462 ; \_\_\_\_\_ , \_\_\_\_\_

b. 83,68,589 ; 84,68,589 ; 85,68,589 ; \_\_\_\_\_ , \_\_\_\_\_

c. 554,215,634 ; 554,216,634 ; 554,217,634 ; \_\_\_\_\_ , \_\_\_\_\_

**14. Round off the following numbers to the nearest.**

|           | Tens | Hundreds | Thousands | Ten Thousands |
|-----------|------|----------|-----------|---------------|
| a. 372    |      |          |           |               |
| b. 2094   |      |          |           |               |
| c. 38500  |      |          |           |               |
| d. 234680 |      |          |           |               |
| e. 189437 |      |          |           |               |

**15. Tick (✓) the correct option:**

- a. The number which can be rounded down to 500.      499 / 500 / 549
- b. On rounding off to the nearest thousands, the  
number 13779 can be written as:      13000 / 14000 / 13800
- c. A book starts from page number 251 and ends at 349.  
The number of pages in the book is approximately:      300 / 100 / 200
- d. While rounding off to the nearest hundreds, the number  
of possible values close to 700 are:      100 / 49 / 90

**16. Solve the following and write the answers in the Roman System.**

- a.  $M + CXI =$  .....
- b.  $CXVI \times IV =$  .....
- c.  $LV \times VII =$  .....
- d.  $MCC - CD =$  .....
- e.  $CDL \div IX =$  .....
- f.  $CCXXIV \div XVI =$  .....

17. Write the Roman Numeral for each of the given numbers.

- a. 89 :..... c. 92 :..... e. 87 :.....  
 b. 64 :..... d. 81 :..... f. 100 :.....

18. Write the successor and predecessor of the given numbers.

|             | a. 307018 | b. 55863300 | c. 147890528 |
|-------------|-----------|-------------|--------------|
| Successor   |           |             |              |
| Predecessor |           |             |              |

19. Tick (✓) the correct roman numerals and then convert them into Hindu - Arabic Numerals.

- a. XCLII  ..... d. LVII  .....  
 b. LV  ..... e. XCIX  .....  
 c. LXX  ..... f. LLLL  .....

20. Write (T) for true and (F) for false statements.

- a. Three times X = 300  d. 1 subtracted from LIV = LV   
 b. XL is smaller than LXI  e. LXXX is the predecessor of LXXIX   
 c. XXXVII - XXIII = XIV

## Activity

☞ Children will make the following Mathematics project according to the given roll numbers:

a. Roll No. 1 to 20

Bookmark on Indian Place Value Chart till ten crores place.

b. Roll No. 21 to 42

Bookmark on International Place Value Chart till Hundred Millions place.

