

Summer Vacation is a time to lead a carefree life, indulge in fun filled activities and hobbies, catch up with cousins and friends, explore new places and spend quality time doing things you like. In addition, this period also offers the opportunity to enrich ourselves with a number of social values. There is no better place than home to learn some important life skills and imbibe good habits. Simple tasks given below would help to develop both: --

- ❖ Arrange your bookshelf and study table.
- ❖ Dust furniture and decorative items.
- ❖ Set the dining table and pick up plates after meals.

Now, here are a few “Summer Vacation Academic Fun Activities” just for you all.


Note:-

1. Do all your activities in your respective subject notebooks. {English (Blue), Hindi (Yellow), Math (Green)}
2. Undertake given activities independently. You can seek help of elders if and where required. Creativity and originality will be appreciated.

Wishing you all a very enjoyable and fun filled summer holidays!

ENGLISH

1. With your parents choose a book that is at least 15 pages (200 words). Remember to bring the book to school when it reopens-it will be used for a 'show and tell' oral activity.
 - In your notebooks, copy 10 pages of this book in your best running handwriting. Remember to be neat.
 - In the same notebook, write the name of the story, main characters and draw a picture of your favourite character or favourite part or place described in the story. For eg: if the book you chose is Red Riding Hood - Depending on what you liked the most - you may choose to draw Red Riding Hood, the wolf, the grandmother, the woods or grandma's cottage.

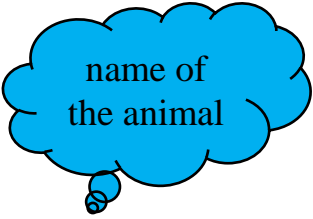



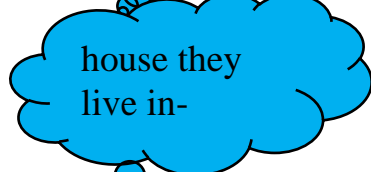
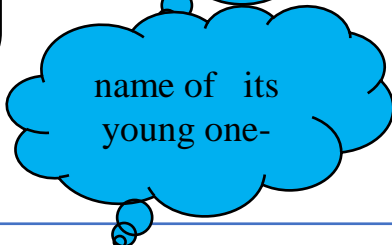


2. In the lesson Anya's Family –she introduces us to her family by showing us family photos. Introduce us to your family by pasting pictures of family members in your notebook. Describe the person in the picture in one or two sentences. You can include –their name, how they are related to you, what they do or what you love about them the most.
3. Look around your surroundings and make a list of 10 things which begin with a vowel sound and 10 things which begin with a consonant sound. Colour the words beginning with vowel sound in red and consonant sound in blue.

For eg: **bottle** (begins with consonant **b**)
 utensils (begins with vowel **u**)

4. Anya took us to her grandfather's farm where we saw many farm animals. Draw/paste any two farm animals and write down the following information about them.

For eg:

5. There are many people who help us in our daily lives and their presence is very important to us- a fire fighter puts out fire, a doctor treats us when we are sick. What do you want to become when you grow up and why? Make a short video of 1-2 minutes and bring it to school on a pen drive when we return.



6. Write down any 10 words related to summer season and arrange them in alphabetical order. eg: juice, mango, shorts, etc.
7. How many new words can you make using the letters of the given words? Write them down.
- a) ALLIGATOR eg. tag, rot etc...
- b) POMEGRANATE eg. net, mop etc...

8. Use adjoining pages of your notebook to make a collage using pictures or things that helps us to keep ourselves clean. You can include things like soap and hand sanitizer.



1. Learn addition facts of 1. Learn number bonds and doubles facts up to 10.

Eg: $1+1=2$

$2+1=3$

$3+1=4$

2. Write number names from 1-10. Represent these numbers by using bindis or stickers.

Eg: 1 - one

2 - two



3. Paint 10 macaronis using your favourite colours and make a bracelet/necklace. Write the numbers from 1-10 using a marker pen. (one number on each macaroni)



4. Use match sticks to show doubles facts upto 10.

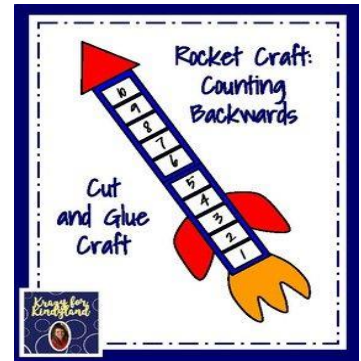
$1+1=2$



5. Make candies using colourful origami sheets to represent the numberbonds for number 5 and 10 .



6. Make a colourful rocket showing backward counting from 10-1 using coloured sheets.



- 1 ' अ ' और ' आ ' की मात्रा के पाँच फल और पाँच सब्जियों के चित्र हिन्दी की कॉपी में चिपकाओ / बनाओ ।

- 2 इन्द्रधनुष का चित्र बनाकर रंग भरिए । प्रत्येक रंग की एक वस्तु का नाम लिखिए ।



- 3 दस अमात्रिक शब्दों के चित्र चिपकाकर / बनाकर उनके नाम लिखिए ।



- 4 आ की मात्रा के शब्दों को पूरा करो ।

