

St. Mary's School, Dwarka  
Holiday Activities (2020-21)  
Class: III

*'Hobby Calling'*

"A hobby a day keeps the doldrums away"  
Phyllis Mc Ginky



**Summer vacation** is a time to lead a carefree life, indulge in fun filled activities and hobbies, catch up with cousins and friends, explore new places and spend quality time doing things you like. In addition, this period also offers the opportunity to enrich ourselves with a number of social values.

There is no better place than home to learn some important **Life Skills** and imbibe **Good Habits**. Simple tasks given below would help to develop both: --

- ❖ Organise your cupboard by learning to fold your clothes and keep them neatly. Arrange your bookshelf and study table.
- ❖ Dusting of home furniture and decorative items.
- ❖ Laying / arrangement of dining table, pick up plates after meals and put them in the sink.

Now, here are a few **"Summer Vacation Academic Fun Activities"** just for you all ----.

**Note:-**

1. Do all your activities in your respective subject notebooks. {English (Blue), Hindi (Yellow), Math (Green) and EVS (Pink)}
2. Undertake given activities independently. You can seek help of elders if required. Creativity and originality of the work will be appreciated.


Wishing you all a very enjoyable and fun filled summer holidays.



## 1. Read at Home Bingo

“Reading is to the mind what exercise is to the body”- Joseph Addison  
One is never alone when one is with books. With a book in your hand you could go off to faraway places, meet all kinds of people, animals, birds and even fairies. So here are some fun filled tasks waiting for you.

Make the ‘Read at Home BINGO’. Colour the box after completing each task.

READ AT HOME BINGO				
Read aloud to someone	Read a book about animals	Read for 15 minutes	Read your favourite book	Let a parents choose a book
Read under the table	Read and then draw a picture	Read in bed	Read a silly book	Make a tent and read inside
Take turns reading a page with someone	Read for 10 minutes		Read to a pet or a stuffed toy	Read while enjoying a snack
Read with a flashlight	Read on a couch or a comfy chair	Read a fairy tale	Read twice in a day	Read a book and then retell it to someone
read a complete book	Have someone read to you	Read while snuggling	Read in the tub (blanket and pillow)	Read for 20 minutes

## Task List

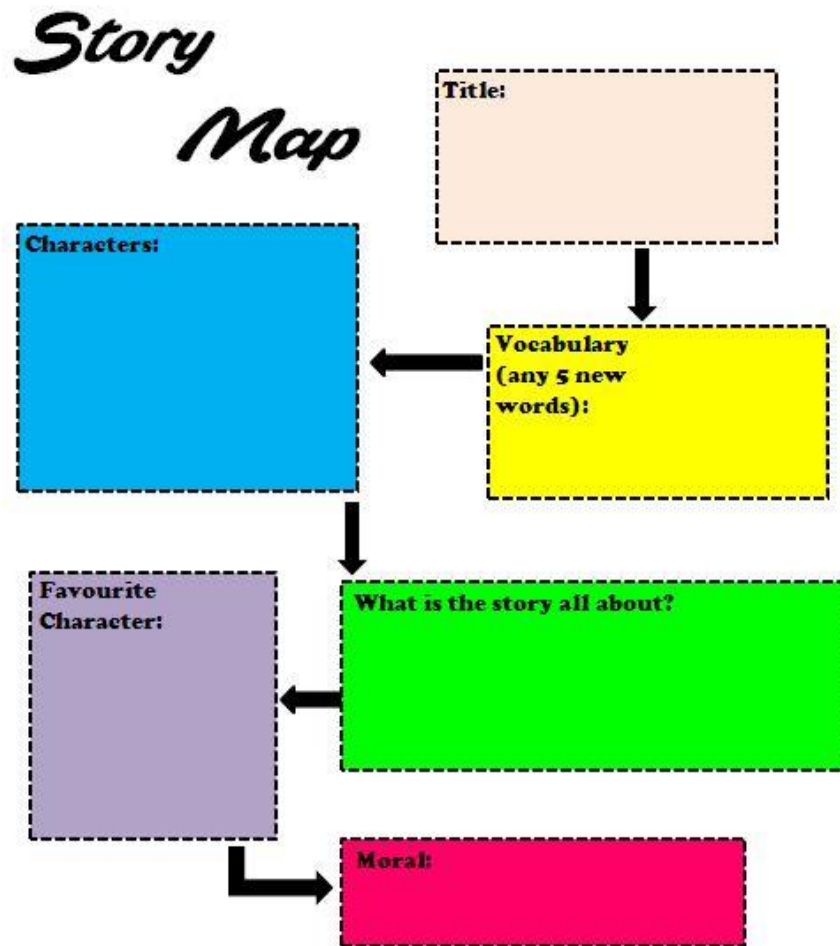


## Suggested book list

The Merry Mischief Of Gopal Bhand
Animal Stories
Robin Hood of Sherwood Forest
Jataka Stories
Grandma Tales
Alice in Wonderland
Dragon Masters
Birbal The Clever Courtier
Why the Wagtail is so Tiny and Other Indian Folktales
The Little Mermaid and Other Stories
The Star that Saved the Day
Bookasura
Jake's Great Game
Robinson Crusoe
Zoo Trouble and Other Stories
Huckleberry Finn
The Wit of Tenali Raman

## 2. Story Map


Make a story map of L-2, Sunshine Hill. Please refer to the story map given below.



## 3. tête-à-tête (Conversation Strip)

Imagine you have gone to the grocery shop. Write a conversation of about six sentences between you and the shopkeeper using all types of sentences. (order, statement, request, exclamation and question)

For example:



Draw/paste the images of the characters.



#### **4. Sweet Sensation**


In L-1, My Wonderful Family (EVS) we learnt about family bonding. So let us come together and create some memories. The kitchen is the symbolic heart of our homes, the place where everyone comes together to smell simmering sauces.

In your summer vacation prepare any dessert without using flame/heat with your parents. Draw a picture of it and write the recipe, ingredients and your experience while preparing it.



#### **5. Nourish the writer in you**

Use punctuation marks to the fullest. Make small cut outs of different punctuation marks (3cm in length) using newspaper.



Make five sentences using each of these punctuation marks in your notebook. Leave a line after each sentence for neat presentation.

#### **6. Practice one page of handwriting every day from The Jungle Book. (Supplementary Reader)**

# हिंदी

1. अपने पसंदीदा कार्टून किसी एक पात्र का सुंदर चित्र बनाइए और उसके विषय में 10 पंक्तियाँ लिखिए—

उदाहरण:-



2. अनउपयोगी वस्तुओं का उपयोग कर के अलादीन के चिराग के आकार के तीन बुकमार्क बनाइए और उनपर अपनी तीन इच्छाएँ लिखिए—

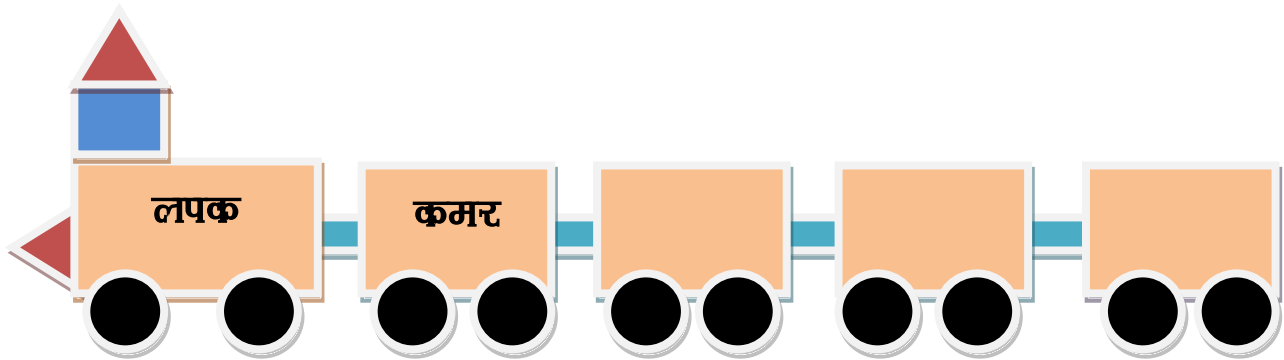
उदाहरण:-



### 3. शब्दों की अंताक्षरी


दिए गए शब्द के आखिरी अक्षर से एक नया शब्द बनाकर 10 शब्दों की रेलगाड़ी बनाइए—

उदाहरण:-

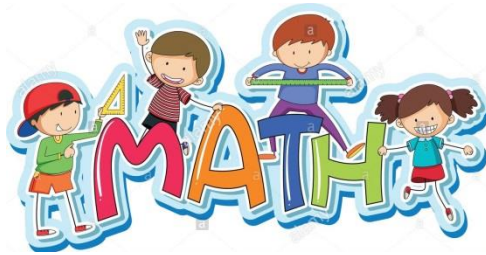


### 4. अपनी पाठ्यपुस्तक में से प्रत्येक मात्रा का एक शब्द लिखकर चित्र बनाइए—

उदाहरण:-

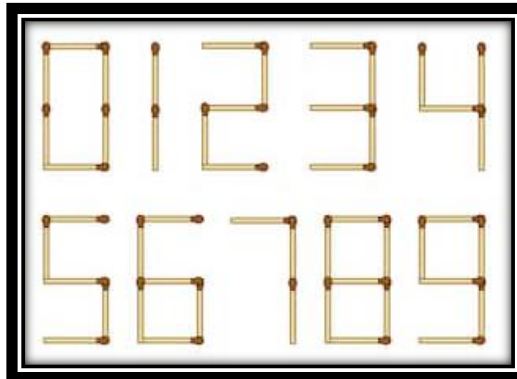


### 5. प्रतिदिन एक पृष्ठ (page) सुलेख लिखिए।



## 1. Numeral Sequence

Use matchsticks to write the next three numbers in the sequence.




a. 5023, 5024, \_\_\_\_\_, \_\_\_\_\_, \_\_\_\_\_

b. 3422, 3522, \_\_\_\_\_, \_\_\_\_\_, \_\_\_\_\_

## 2. Number Scrabble

Solve the number scrabble using the following hints-



### ACROSS

1. Largest four digit number
4. 1 more than 6501

### DOWN

2. 1 more than 5991
3. 3 less than 9659
5. Number between 9004 and 9006



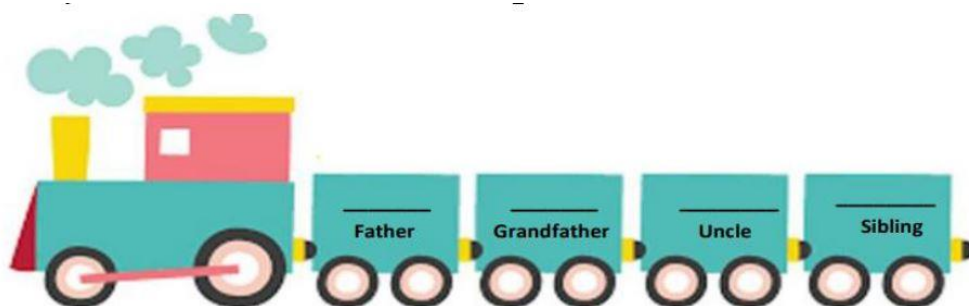
### 3. Complete the following number grid.

6	+		=	14
+		+		+
	+	9	=	16
=		=		=
13	+		=	

20	-	12	=	
+		+		+
25	-		=	13
=		=		=
	-		=	

### 4. My Family Train

Find the age of all the family members. Make a train using matchboxes as compartments. Colour the matchboxes with bright colours and paste the numbers (age of the family members) on it. Also answer the questions given below.



- Arrange the given numbers in ascending order.  
\_\_\_\_\_
- Arrange the given numbers in descending order.  
\_\_\_\_\_
- Write the expanded form of the greatest number.  
\_\_\_\_\_
- Find the difference between the eldest and the youngest member of the family.  
\_\_\_\_\_
- Find the sum of the ages of any two family members.  
\_\_\_\_\_

### 5. **Learn and practice Multiplication tables 1 to 10 and Addition facts 1 to 10 regularly.**





### 1. My Mother Nature

We have learnt in L-2, Sunshine Hill (English) that we should keep our environment neat and clean. Compose a poem of four lines of your own on saving the environment.



### 2. India is a land of herbs and spices...

We have learnt about the vital role of grandparents in our life in L- 1, My Wonderful Family, so during these holidays find out from your grandparents about how herbs and spices are useful for us and write two sentences on at least five of them.



### 3. DIY


During this time of pandemic, we have to keep our family and ourselves safe. So, let's make a face mask using cloth and decorate it.



Link for reference: <https://youtu.be/Evvr711lb88>

#### 4. I planted a seed. First the seed became a sprout and then the leaves grew.

L- 3, The Green Earth taught us that plants are our friends and we should take care of them. So let's grow a new friend for a healthy environment.



Plant a seed in a container available at home. Name and decorate it using waste materials.

#### Steps for growing a plant from a seed

1. Soak some kidney beans or gram seeds overnight in water.
2. Let it sprout for a day or two.
3. Take a plastic bottle available at home, cut it from the middle and fill it with soil.
4. Moisten the soil.
5. Sprinkle the seeds evenly over the moist soil.
6. Cover the bottle and keep it in a warm place.
7. Uncover the seedlings once they germinate.
8. Remember to give it enough water, sunlight and love.

#### 5. Bring out the artist in you....

From L-3, The Green Earth we also learnt about the different shapes of the leaves. So, let's collect some fallen leaves and dry them. Paste those dry leaves and make a scenery/ image. Write the names of the leaves used in it as well.

