

St. Mary's School, Dwarka
Summer Holiday Homework
Class: II



*Hot summer time,
But are we going to whine?*

As the temperature soars,

And there is heat some more,

Summer time is surely hot,

It's the time when no thought, comes to mind,

But summers are also a time to unwind,

So, enjoy the season with cheer,

Have a happy summer my dear!



Dear Parents,

Holiday is a time when we can connect with our children in many ways. As you are your child's first teacher, you can encourage your child's love for learning by participating in many activities at home. Working together will help your child build confidence, learn to reason and develop skills necessary for his/her education.

- ❖ *Start your day with light physical exercise or yoga.*
- ❖ *Let your child help around house doing small jobs like dusting, cleaning the table, filling water bottles, watering plants etc.*
- ❖ *Inculcate good manners, healthy eating habits and respect for elders.*
- ❖ *Communication will play pivotal role in grooming the overall personality of the children. Converse with your child preferably in English.*

GENERAL INSTRUCTIONS TO BE FOLLOWED WHILE DOING HOLIDAY HOMEWORK

- ❖ *Holiday homework should be done as per the instructions given.*
- ❖ *The child will be assessed for the neat handwriting, presentation, creativity and timely submission of the work.*
- ❖ *Parents can be facilitators at home but the homework should be done independently by the child in his/her own handwriting.*

THANK YOU

English

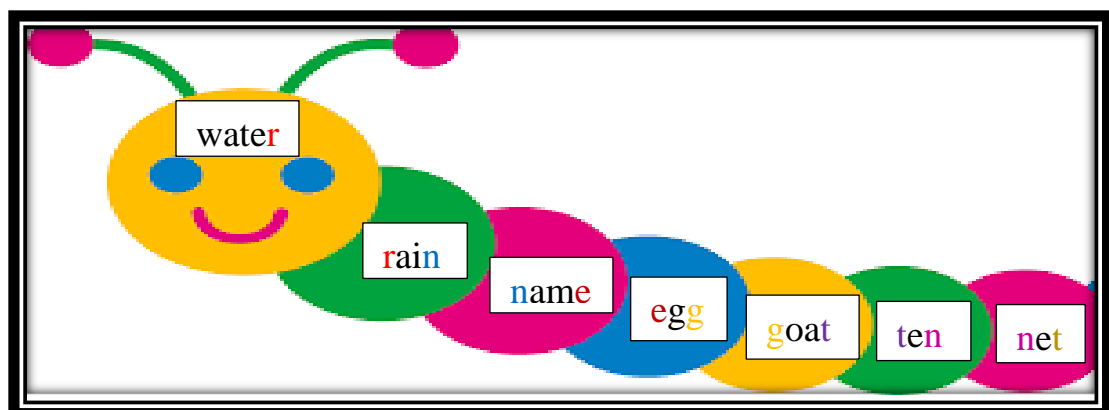
1. The children of Nair family, Ghosh family, Mishra family and Khan family played in the playground. But we cannot go out because of corona. So, can you think of a few games that can be played inside our homes with our family. Paste/draw pictures of any five indoor games and write their names in your English fair notebook.





2. Make a word chain with the given words in your English fair notebook.
(one has been done for you)

water – rain – name – egg – goat – ten – net

- a) family
- b) neighbour
- c) swings
- d) friend



3. Read a short story and learn the same to be narrated in the class. You can use stick puppets, soft toys or pictures to make the presentation interesting. (sample of puppets are given below)



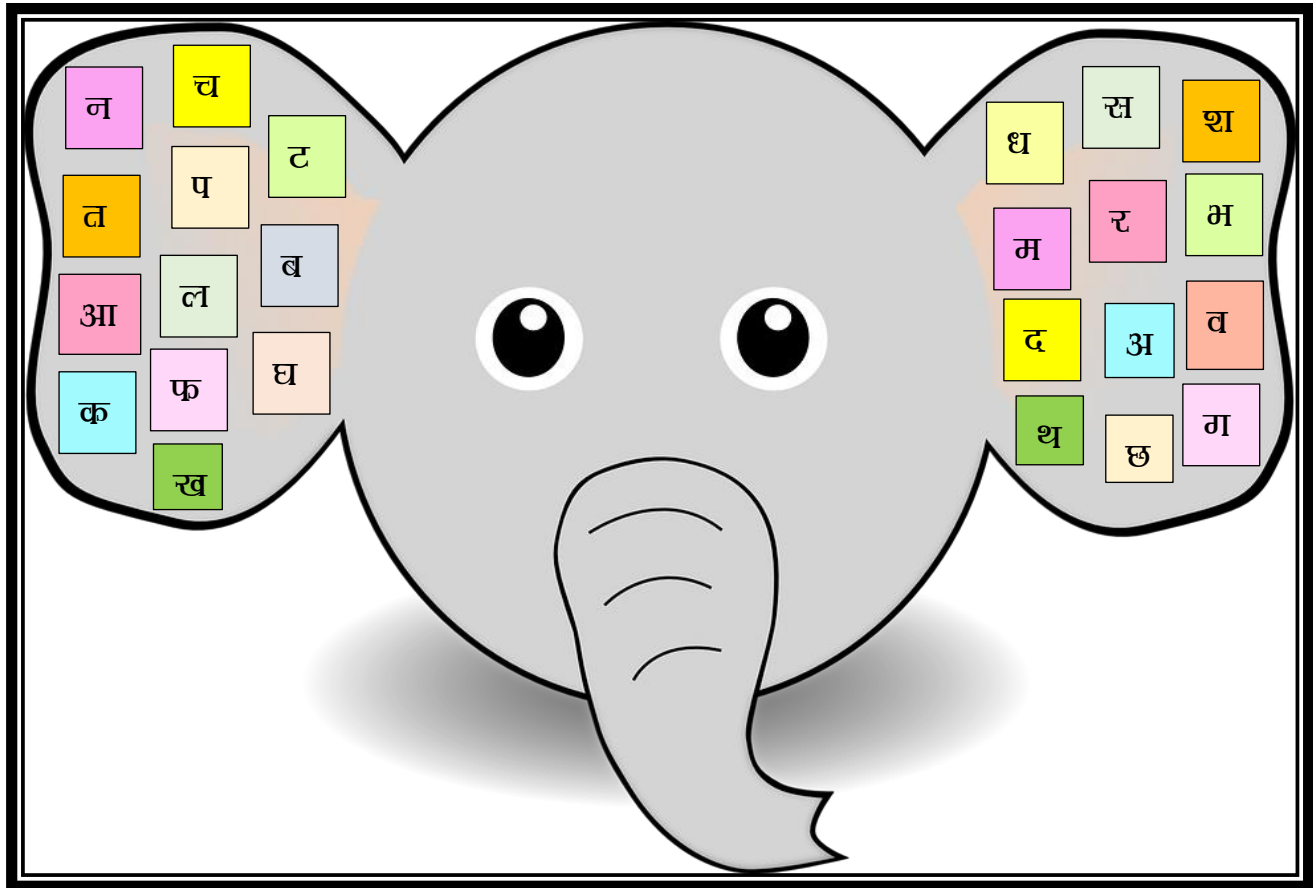
4. Write 10 pages in your English fair notebook to practice cursive writing. Write anything of your choice from your English text book.

Hindi

1. तारा ने खेल-खेल में सीखा कि आँख, नाक, कान, जीभ और त्वचा हमें सभी चीजों का अनुभव कराती हैं। आप अपना अनुभव कटपुतली के साथ एक विडियो के द्वारा व्यक्त करें कि आँख, नाक, कान, जीभ और त्वचा आपकी कैसे सहायता करते हैं?



2. हाथी के कानों में कुछ अक्षर लिखें हैं। उन्हें जोड़कर दो, तीन और चार अक्षरों वाले कुल बीस शब्द अपनी हिन्दी की उत्तर पुस्तिका में लिखिए।



उदाहरण:

आम	कलम	शरबत
_____	_____	_____
_____	_____	_____
_____	_____	_____
_____	_____	_____
_____	_____	_____

3. हिन्दी उत्तर पुस्तिका में दस पृष्ठ चुलेख लिखिए। चुलेख लिखने के लिए अपनी हिन्दी पाठ्य पुस्तिका का प्रयोग कीजिए।

4. घर में पुरानी रखी पुस्तक या मैगज़ीन आदि से चित्र ढूँढिए जैसे सूरज, पशु, पक्षी, झूले, बच्चे, बादल, पौधे, पेड़, तितलियाँ आदि। इन चित्रों को काटकर अपनी हिन्दी की उत्तर पुस्तिका में चिपका कर बगीचे का कोलाज बनाइए और बगीचे पर अपने शब्दों में पाँच पंक्तियाँ लिखिए।



Mathematics

1. Draw/cut and paste the rectangular shapes and arrange them in the ascending order of the numbers. Stick the shapes in your Math fair notebook to form a cake as given below. Decorate the cake and draw candles showing your age.

346

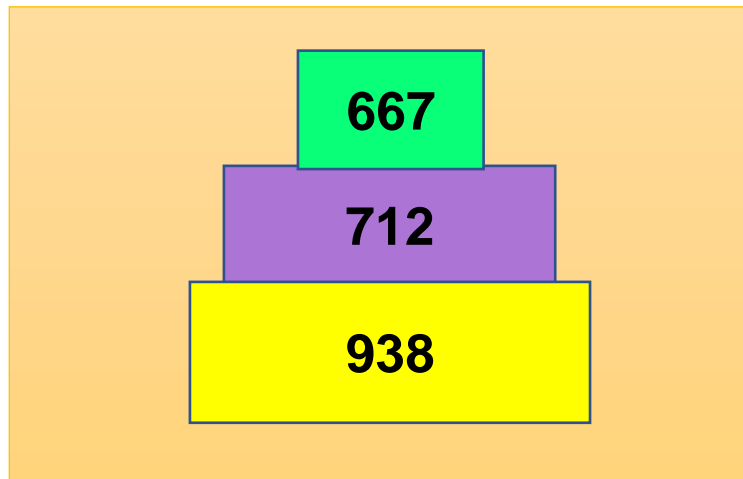
667

583

712

938

Example:







2. Draw/cut and paste the ice - cream cone and the dollops in your Math fair notebook. Write any four 3-digit numbers in descending order on the dollops.

Example:

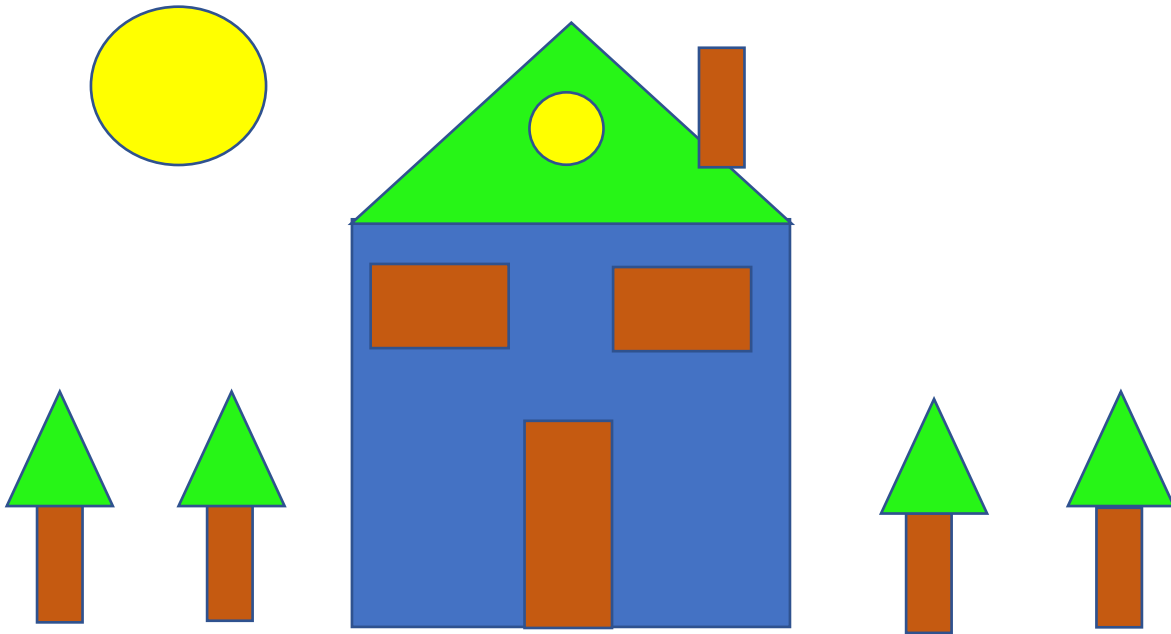


3. Make the tables flower of 3 and 4 as we made for table of 2.



4. Colour the  green,  blue,  yellow and  brown. Using these shapes and colours draw a picture of your choice in your Math fair notebook.

Example:



Language Practice

1. Learn 6-8 lines on "Save Earth, Save life" or "Clean India, Green India" for the speaking activity.



A vibrant illustration of a woven basket filled with a variety of fresh fruits. The basket is overflowing with items including a large green watermelon, a slice of watermelon showing red flesh and black seeds, a whole cantaloupe, a slice of cantaloupe, several apples (one red, one green), oranges, a bunch of blueberries, a bunch of blackberries, and a bunch of red grapes. The background is a solid light blue, and the entire image is framed by a thick black border.

Instructions: Draw the Observation Table in your English fair notebook.

[illegible]