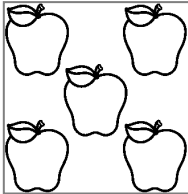

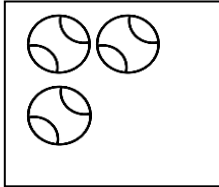
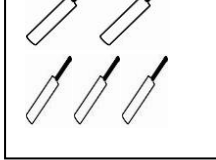


St. Mary's School, Dwarka
Practice Worksheet (April - May)
Class: I
Subject: Mathematics



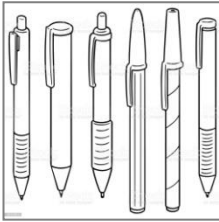

Topic: Ch-1, Numbers 0 to 10
Ch-2, Number Bond

Name: _____ Sec: _____ Date: _____ Roll No: _____



1. Tick (✓) the box which has more number of pictures.

a) 		b) 	
<input type="checkbox"/>	<input type="checkbox"/>	<input type="checkbox"/>	<input type="checkbox"/>

2. Tick (✓) the box which has less number of pictures.

a) 		b) 	
<input type="checkbox"/>	<input type="checkbox"/>	<input type="checkbox"/>	<input type="checkbox"/>


3. Count and write the number names.

a) 	_____
b) 	_____

4. Fill in the missing numbers.

a)

5	6	7			
---	---	---	--	--	--



f) o _ e

iv) three ()

The image displays 18 black and white line drawings of various objects, arranged in three rows. The objects are as follows:

- Row 1 (7 items):** An ice cream cone, a five-pointed star, a slice of watermelon, another five-pointed star, a soccer ball, another ice cream cone, and another slice of watermelon.
- Row 2 (8 items):** A soccer ball, an ice cream cone, another soccer ball, a kite, another slice of watermelon, and another ice cream cone.
- Row 3 (7 items):** An ice cream cone, a soccer ball, another kite, another ice cream cone, a five-pointed star, and another slice of watermelon.



5

