

St. Mary's School, Dwarka
Summer Holiday Homework
Class: III



*Summer, Summer,
it is almost here,
time for fun,
and swimming gear.*



*trips to the beach,
are always such fun,
along with baseball,
and games where we run.*



*Summer, Summer,
is almost here,
I can hardly wait,
let's give a big CHEER!!*



“The holiday season is a perfect time to reflect on blessings and take out ways to make life better for those around us.”

Dear Parents,

Holiday is a time when we can connect with our children in many ways. As you are your child's first teacher, you can encourage your child's love for learning by participating in many activities at home. Working together will help your child build confidence, learn to reason and develop skills necessary for his/her education.

- ❖ *Start your day with light physical exercise or yoga.*
- ❖ *Let your child help around house, doing small jobs like dusting, cleaning the table, filling water bottles, watering plants, etc.*
- ❖ *Inculcate good manners, healthy eating habits and respect for elders.*
- ❖ *Communication will play a pivotal role in grooming the overall personality of the children. Converse with your child preferably in English.*

General Instructions to be followed while doing holiday homework:

- ❖ *Prepare a systematic time table and follow it religiously from the very first day.*
- ❖ *Holiday homework should be done as per the instructions given.*
- ❖ *The child will be assessed for the neat handwriting, presentation, creativity and timely submission of the work.*
- ❖ *Parents can be facilitators at home but the homework should be done independently by the child in his/her own handwriting.*

Wish you all a fun filled, safe and healthy holidays ahead!

Thank you

ENGLISH

1. Fact Files!

“Facts are stubborn things; and whatever may be our wishes, our inclinations, they cannot alter the states of facts.”

In the lesson “A Day with Panda”, we got to know many facts about Pandas. So, let’s put our searching gear on and explore more facts about Pandas and list 10-12 interesting facts about them. You are encouraged to paste a few pictures to make it colourful and informative. (To be done in the English fair notebook)

You may include the following:

- Scientific Name
- Type (herbivore / carnivore / omnivore)
- Eating habits
- Habitat
- Average life span
- What can we do to save them?



2. Project Work

“An animal is called endangered when there are few of its kind left that it is in danger of becoming extinct- disappearing from the world forever.”

National Endangered Species Day is celebrated each year on the third Friday of May across the country to raise awareness about the endangered species of flora and fauna. This day helps us review how many animal species are under the threat of extinction and how the actions of humans and drastic effects of climate change are disturbing the once peaceful ecosystem.

In the lesson “A Day with Panda”, we got to know that the giant pandas and red pandas are endangered animals, as people are cutting down their natural habitat, the bamboo forests.

Research about any four other endangered animals (apart from giant pandas and red pandas) and list them along with their pictures. (to be done in A4 size sheet)

You may include the following:

- Name of the animal
- Pictures
- Habitat
- Threats



3. Travelista


*Still round the corner, there may wait,
a new road or a secret gate!!*

Ek Bharat Shreshta Bharat- A travel brochure is an informative paper document about a place (often also used for advertising) that can be folded in to a pamphlet or a leaflet.

Research on any one of our neighbouring states and design a travel brochure for the same.

You may consider the following points while making your brochure:


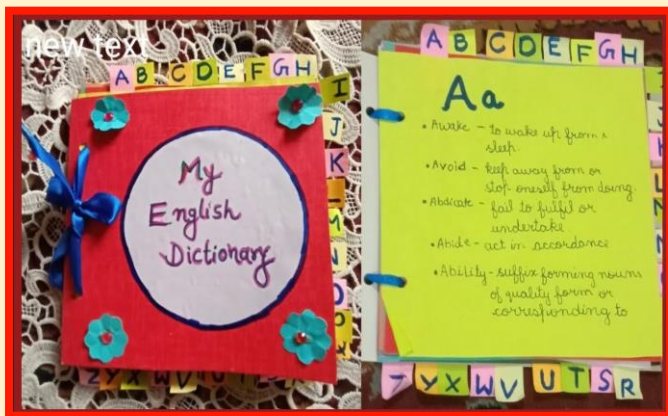
- Take a coloured A4 size sheet and fold it in three parts.
- On the front part mention the name/ geography/ map of the state.
- On the rest of the sides mention the tourist attractions, famous food, culture etc.
- Use colourful pictures, sketch pens, crayons etc. to make your brochure attractive.



4. Vocabulary Building!

“Vocabulary is the foundation of our English skills”

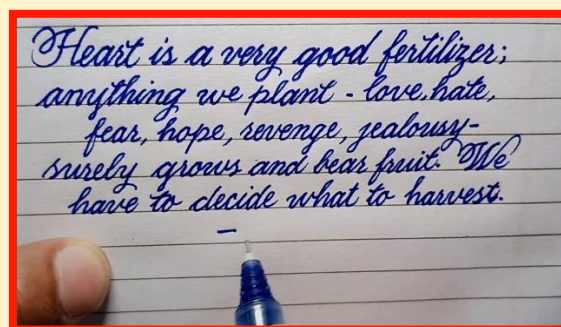
Prepare a Dictionary with a minimum of five words ranging from the alphabets **A** to **J** with a meaning, to enhance your vocabulary. Make a beautiful cover, using decorative materials, and put a bookmark in it with a moral value written on the bookmark.



5. Time to improve handwriting!

“One of the reasons why handwriting is important is because it boosts self-confidence.”

Write 10 pages in cursive in your English fair notebook. It could be a poem, story or a small article.





कहानी सुनना बच्चों के लिए रुचिकर होने के साथ - साथ उनकी सृजनात्मकता को भी बढ़ाने वाला होता है। कई बार बच्चे सुनी हुई कहानी में मनचाहा बदलाव करके अपने मित्रों को सुनाते हैं। इसके द्वारा बच्चे न केवल शब्दों के अर्थ बल्कि विभिन्न घटनाओं को भी समझने लगते हैं और साथ ही यह बच्चों की कल्पनाशक्ति को भी बढ़ाती है।

1. पंचतंत्र की कोई भी पाँच कहानियाँ पढ़िए और किन्हीं दो कहानियों के मुख्य पात्र के बारे में 6 से 8 पंक्ति लिखिए तथा उनके चित्र भी बनाइए या चिपकाइए— (हिन्दी की उत्तर पुस्तिका में कार्य कीजिए)



2. संयुक्त व्यंजनों वाले कोई भी छह शब्द ढूँढकर उन्हें रंगीन कागज़ पर लिखकर उससे एक सुंदर रेलगाड़ी बनाइए



3. प्रत्येक वर्ष भारत में 2 अक्टूबर गांधी जयंती के दिन स्वच्छता दिवस मनाया जाता है। इसी दिन 2015 में स्वच्छ भारत अभियान की घोषणा की गई थी। स्वच्छता के लाभ से संबंधित सचित्र एक सुंदर पोस्टर बनाइए— (A4 साइज़ शीट में)



4.

“खोजेंगे अगर तो ही रास्ते मिलेंगे, मंजिलों की फितरत हैं खुद चलकर नहीं आती
हमें अपनी मंजिल के तरफ़ कदम उठाना ही पड़ता है।”

जीवन में हम सब कुछ बनना चाहते हैं, तथा वही हमारे जीवन का लक्ष्य बन जाता है। अपने जीवन के लक्ष्य के बारे में विस्तार में बताते हुए कुछ पंक्तियाँ अपनी हिन्दी की उत्तर पुस्तिका में लिखिए—



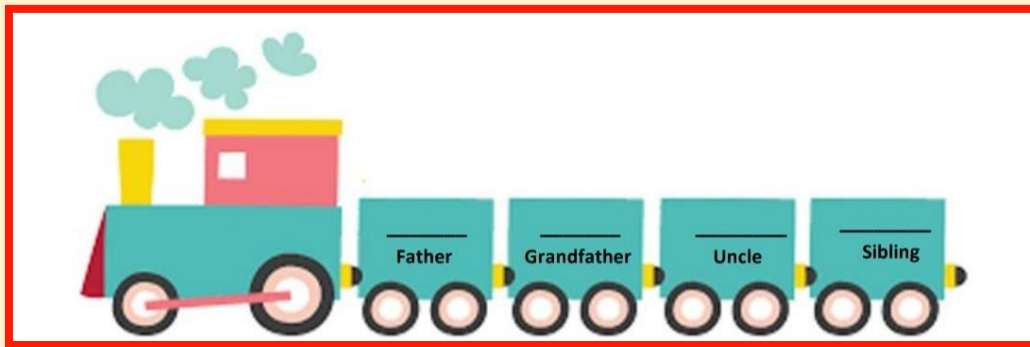
5. अपनी हिन्दी की उत्तर पुस्तिका में पंद्रह पेज सुलेख लिखिए—





1. Family Train

Note down the birth year of all the members of your family. Make a train on an A4 or A3 sheet and write the year in which they were born as shown.



Also, answer the questions given below.


1. Arrange the given years in ascending order.
2. Arrange the given years in descending order.
3. Write the greatest number.
4. Write the smallest number.
5. Write the expanded form of any one number.

2. Fun with Shapes!

“Learning shapes help us to differentiate between objects.”

Make any five animals using mathematical shapes and paste them in the mathematics fair notebook.





1. Speaking Time!

“Family is not an important thing. It’s everything.” -Michael J. Fox

“The memories we make with our family is everything.” -Candace Cameron

Our family is our first school. In a family, we learn good values. We learn to respect elders and to love and care for one another. The good values we learn in a family help us to become good human beings.

The most awaited time of the week, month or year are the days of the vacations/ holidays with our family. Holidays are the time when we are liberated from the monotonous routine of our daily work life and can spend quality time with our family members.

So, prepare and speak 10-12 lines on the most memorable holiday/ vacation you have had with your family members.

You should say:

- The place you visited
- What did you do there?
- What did you like the most?

and explain why it was the most memorable holiday/ vacation you have had.



2. Bird House from Carton

“Building a birdhouse is truly timeless and fascinating.”

Also known as nest boxes, bird houses were earlier made from clay, wood, thin aluminium and other natural materials. Birdhouses ensure that your feathery friends never leave your garden and stay protected from the harsh weather conditions.

Use an old milk or juice carton to make a bird house.



3. Bottle Money bank

“Increasing recycling can cut your disposal costs and improve your bottom line.”

To make best out of waste from plastic bottles, you can create a piggy bank from an old waste bottle. This will help you in both saving money and reusing the things.



4. Recipe Time!

“Kitchen is the only place which binds the entire family together.”

Mention the most delicious dish prepared by your parents or grandparents during the holidays and how you helped them. Share your recipe with us. (To be done in EVS fair notebook)



5. Stop Pollution, Save Earth!

“Air pollution is not a joke, as it can make us choke!”

We know that human health is getting affected by the air pollution, as it is causing serious health issues, like breathing problems, low immune system, liver problems etc. The best we can do to reduce air pollution is to grow the plants and trees that improve air quality.

- Collect information on such plants (any 5 plants) that improve air quality. You are encouraged to paste pictures of them, along with their names in your EVS fair notebook, and write any two uses of them.
- Grow one such plant at home and take care of it. Take photographs of yourself along with the plant at regular intervals and paste them in your EVS fair notebook.

