

SADHU VASWANI INTERNATIONAL SCHOOL FOR GIRLS

SHANTI NIKETAN, NEW DELHI -21

APRIL - MAY, 2020


Dear Parents ,

We welcome you and your daughter to the SVISG family. You will be pleased to learn that we prepare a month wise activity plan for each academic session keeping in mind the interest and aptitude of the young learners. Adopting an integrated approach a theme / themes are taken up every month and all activities are planned accordingly.


MONTHLY BULLETIN (PRE-SCHOOL)

TOPICS :

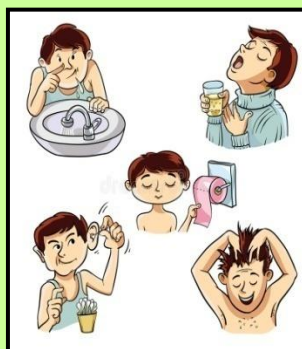
Colours



Shapes



Personal Hygiene



Summer Season



COGNITIVE SKILLS :


- Identification of primary colours (in light - red, green , blue)
- In art & painting (red , yellow , blue)



Red

Green

Blue




Red

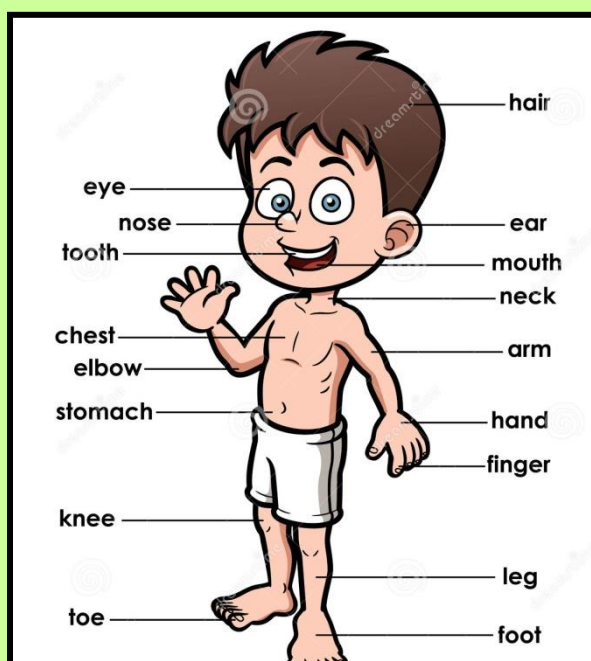
Yellow

Blue

- Identification of different shapes



- Identification and names of body parts




- Identification of things to keep yourself clean




WRITING SKILLS :

- Pattern Tracing of :
Standing Lines



Sleeping Lines



REASONING & ANALYTICAL THINKING SKILLS :

To develop these skills following PRE NUMBER CONCEPTS will be introduced

- Big - Small



LANGUAGE SKILLS :

Listening & Speaking Skills : Conversation on topic ' Myself ' (Children will speak short sentences)

- My name is _____
- I am a girl.
- I am _____ years old .
- I study in Sadhu Vaswani International School for Girls
- I like to sing / swim / dance / paint etc...

SUMMER SEASON


To identify

- Summer Months : April , May , June
- Electrical Appliances used in summer

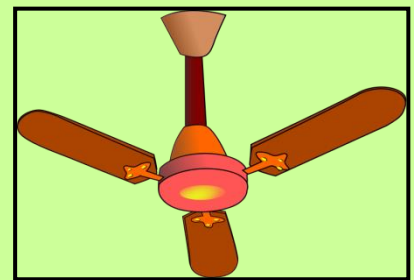
Refrigerator




Air Conditioner



Fan




- Recognition : To recognise seasonal fruits



Watermelon



Mango



Muskmelon

- Differentiation ; To differentiate between summer clothes & winter clothes



Summer Clothes



Winter Clothes

OPPOSITE : Up & Down



VOCABULARY WORDS : Excuse me , Sorry , Thank You



STORY SESSION

The Lion and the Mouse



One day, a mouse ran over a sleeping lion. The lion woke up and caught the mouse. The mouse begged the lion, "Please leave me, I will save you one day. The lion laughed and said, "You are too small". "How can you save me?" laughed again and freed the mouse. A few days later, a hunter caught the lion in a net. The lion began to roar. The mouse heard the roar of the lion and ran to help him. He bit the net with his sharp teeth and set the lion free. The lion escaped and thanked the mouse.


Moral : We should always help each other ; kind deeds are always rewarded.

RHYMES : Rhymes related to the topic

SHAPES

*Make a circle, make a circle,
Draw it in the sky.
Use your finger, use your finger,
Make it round as a pie.*

*Draw a square, draw a square,
Make the lines so straight,
Make a square, make a square,
Draw a box in the air.*



*Draw a triangle, draw a triangle,
Always start at the top, Make a
tent, make a tent, use three lines
and stop.*

GOOD MANNERS

We say, 'Thank you'

We say, "Please"

And 'Excuse me', when we sneeze

the way little children behave ,

polite and courteous all through the day.



MY LITTLE TEETH

My little teeth are white,

I brush them day and night.

Up and down, left and right,

To keep them shining bright



THE COLOUR SONG

Red , red , red touch your head

Blue , blue , blue tie your shoe

Brown , brown ,brown touch the ground


White, white , white take a bite

Black , black ,black touch your back

Purple , purple, purple draw a circle

Pink , pink , pink give a wink,

Grey , grey , grey shout hurray !!



RED

Red is an apple
Red is a rose
Red is the colour of
My frozen, icy nose



GREEN

Green is the grass
Under both my feet
Green are many vegetables
My mother makes me eat!



YELLOW

Yellow is a lemon
Yellow is a star
Yellow is the sun
In the sky so far.



BLUE

Blue is the ocean,
Blue are my eyes
Blue is the sky
Where the birds fly.




VALUE :

- **SHARING** : The students experience the joy of sharing while doing activities collaboratively . They share their ideas , thoughts and express their views too.



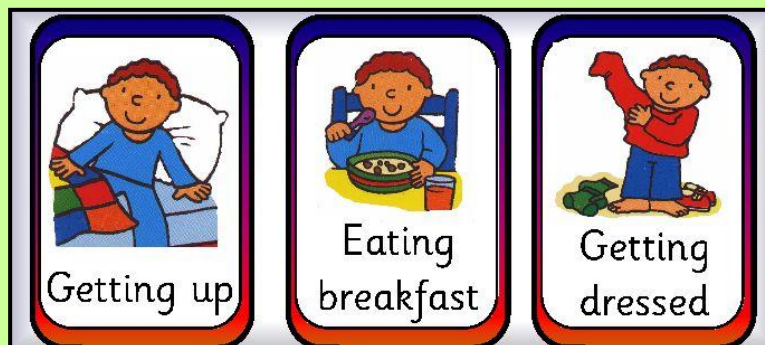
- **SOCIAL GRACES** : To say " Thank You " when someone does something for them and to say " Please " when they ask for something from someone.



- **LIFE SKILLS** : To enhance decision making skill , children are given opportunities during activities , thus helping them in building a sense of responsibility.

ATTITUDE :

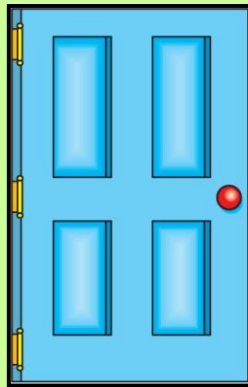
- **DISCIPLINE** : The students will follow self discipline such as maintaining a daily routine , waiting for their turn , giving others a chance to speak etc.



- **SCIENTIFIC TEMPER**: The concept of colours is explained through the use of natural & real objects of different colours available in our surroundings to develop scientific temper and logical thinking in students.

For Parents

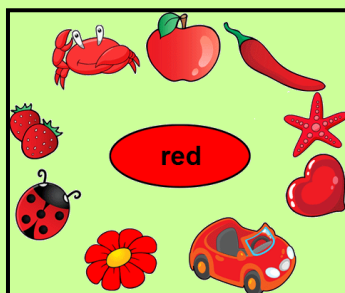
- Help your daughter to identify strokes- standing and sleeping lines from various sources at home
(For example 'Cupboard') for readiness of reading and writing of letters.



- Parents to reinforce Pre- Number concepts (refer to bulletin) in daily conversation. Parents need to show the children the various things available at home in order to help them understand the Pre- Number concepts better. They can show them both big and small objects.
For eg. A big ball and a small ball.



- Play lots of sorting games with pulses, vegetables, fruits to develop fine motor and gross motor abilities. Parents to take pulses and leaves of different kinds and mix them up and then help the child to separate them and keep them in separate containers .



- We thank you for your constant support during the online sessions .
Kindly stay connected and keep motivating the child to participate in various activities shared during the session.



Pre - Primary Department