

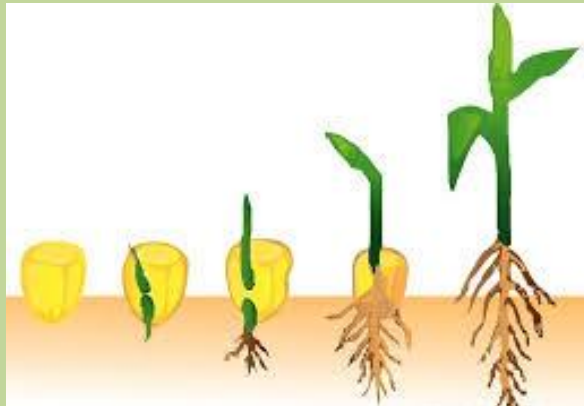
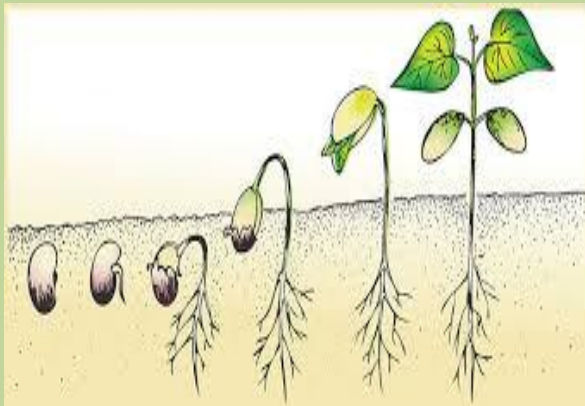
**SADHU VASWANI INTERNATIONAL SCHOOL FOR GIRLS,
SHANTINIKETAN, NEW DELHI**
MONTHLY BULLETIN (Pre-Primary)

AUGUST, 2020

TOPIC: Plants

COGNITIVE SKILLS

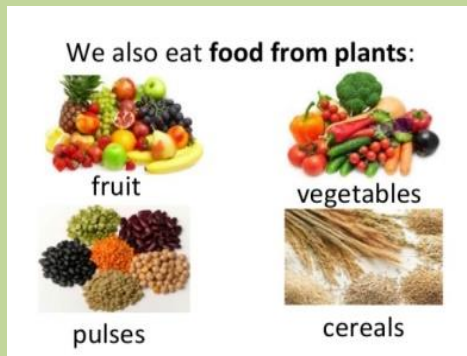
Experimentation : Germination of Seed



Identification : Identification of the parts of a plant



Observation : Things we get from plants



Multi – sensory Learning:

- To observe different types of plants and leaves in their surroundings



- To recognize different plants in the vicinity (activity-Signature of Trees) on 28th August 2020



- Students will collect various leaves from their surroundings and differentiate between them on the basis of size, colour and texture.



Classification : Types of plants

Shrubs



Herbs



Creepers



CELEBRATIONS

- **Independence Day**

(Kindly prepare Tri - Coloured rice on **Friday, 14th August 2020**)




- **Janamashtami**




- **Raksha Bandhan**



- **Friendship Day**



- **Dada JP Vaswani's birthday celebrations**



Festivals will be celebrated and their importance will be discussed

LISTENING AND SPEAKING SKILLS


English:

Conversation on the topic “How to take care of plants and surroundings”
(children will be encouraged to speak short sentences)



- I will not litter.
- I will water the plants.
- I will not pluck flowers.
- I will grow more trees.

Vocabulary building– germination, shrubs, herbs, creepers



GERMINATION



SHRUBS



HERBS



CREEPERS

Story Session– “The Lucky Seed” (through activity and dramatization by students)

STORY SHEET- AUGUST

The Lucky Seed

A long time ago, a farmer took a big bag of seeds to sell at the market. Suddenly, his cart's wheel hit a big stone. Bump! One of the seeds fell out of the bag and onto the hot, dry ground.



‘I’m scared!’ said the seed. ‘I need to be safe under the soil.’ Just then, a buffalo walked on the seed and pushed it into the ground. ‘I’m thirsty!’ said the seed. ‘I need some water to help me grow.’ Just then, it started to rain.

The next morning the seed had a little green shoot. All day it sat in the sun and grew taller and taller. The next day it had its first leaf. This helped it to catch sunlight and grow. That evening a hungry bird tried to eat it, but the seed had roots to help it stay in the ground.

Many years of sunshine and rain passed. The seed became a plant and then the plant became a tree. Today if you see the tree, it is big and strong and now makes seeds of its own.



Moral : Believe in yourself

PRE-PRIMARY - 3

Recitation - Rhymes related to the topics

RHYMES

August

Theme of the Month - Plants
Festival - Independence Day, Janmashtami

The Little Plant

In the heart of a seed,
Buried deep so deep.
A dear little plant
lay fast asleep.
'Wake', said the sunshine,
'And creep to the light'.
'Wake,' said the voice
of the raindrops bright.
The little plant heard
And it rose to see,
What a wonderful,
The world might be.



Green, Green Trees

Have you seen,
The green, green trees ?
They clean the air,
and cool the breeze.
Smoke and dust,
And garbage spill,
And dirty water,
makes us ill.
So, let us promise,
to be clean,
To keep our surrounding,
Fresh and green

National Flag

We are Indians bold and free,
we will guard our lovely country.
We salute our flag
with love and pride.
And sing Jan Man Gan
side by side.



जन्माष्टमी


गोकुल में मच गया
शोर, शोर, शोर,
आया रे माखन
चोर, चोर, चोर
मीठी-मीठी बांसुरी बजाता है
गोपियों संग रास रचाता है,
गली गली गइयों चराता है,
गोकुल में मच गया
शोर, शोर, शोर,
आया रे माखन
चोर, चोर, चोर

Skills : Vocabulary enhancement, Pronunciation.

PRE-PRIMARY - 3

Writing Skill–


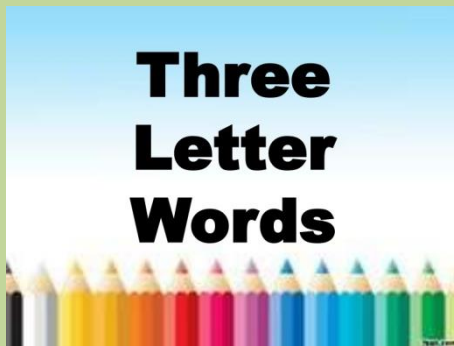
- Revision of cursive letters a-z in the notebook
- Practice to join two letters and form words like it, on, an, am, at
- Introduction of three letter words of vowel 'a' like cat, tag, tap, lad along with their pictures



Differentiation–Match the picture with the correct letter

Identification – To identify the picture and write the correct letter

Reading Skill – Reading from the reader book of 'a' vowel words



Read aloud.					
at	ad	ag	ap	an	am
fat	lad	rag	hap	van	jam
sat	sad	tag	lap	pan	ham
mat	mad	bag	cap	fan	ram
cat	pad	wag	gap	man	dam
bat	dad	lag	tap	tan	lam
hat	bad	sag	map	ban	Sam
				can	mam

हिंदी


अक्षरों की मौखिक तथा लिखित पहचान
(त, थ, द, ध, न, प, फ, ब, भ)

- पाठ्य पुस्तक से पठन
- चित्र पहचानकर अक्षर लिखो
- चित्र बनाओ
- अक्षर को सही चित्र से मिलाओ

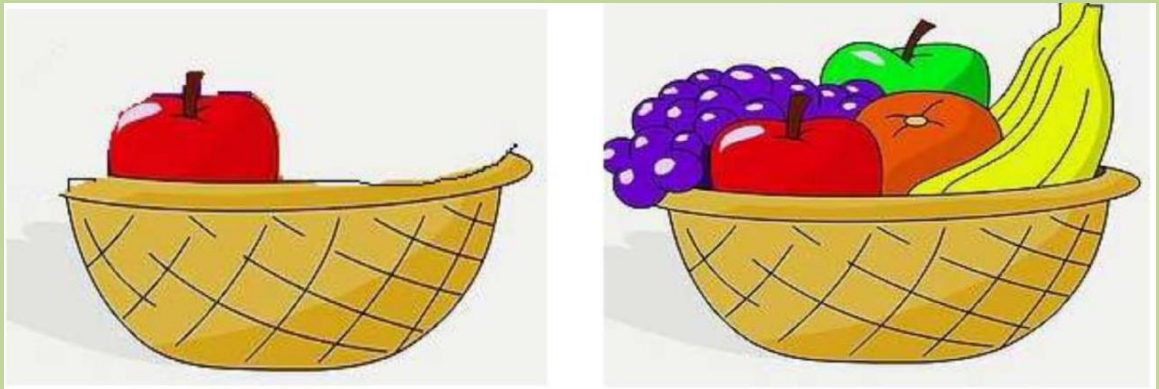


Reasoning and Analytical Thinking Skills– Pre Number Concept will be introduced with examples

- **Same – Different**



- **One – Many**



To develop REASONING AND ANALYTICAL THINKING

MATHS

Revision of oral and written counting 1 -- 30

Introduction of -

- Written counting 31 -- 40
- Written counting 1 -- 40
- What comes after?
- Back counting 20 -- 1



ANNUAL E-EXHIBITION WILL BE HELD ON 22ND AUGUST 2020

Value Education – Planting and taking care of those plants

Children are naturally curious about their world and enjoy exploring their surroundings. Childhood is the best time to encourage and nurture early interests in nature. As children learn about the wonder of seeds, the growth of tender new roots, and all the ways in which plants help us, they become sensitized towards nature and find ways to protect it.



Life Skills – Caring for the Environment

Empathy and caring need to be nurtured through direct involvement in meaningful activities. Involving children in the care of the environment is an excellent way to do this as it helps children develop respect for and appreciation of all forms of nature.



Attitude– Not to pluck flowers and leaves

Children must be encouraged to not pluck flowers and leaves for they too, contain life. This will in turn help them to respect the bounties of nature and help maintain an ecological balance.



- ❖ The value of planting and taking care of those plants is taught to the students through seed germination activity.
- ❖ Watering the plants activity is conducted to inculcate in the students, the need to take care of plants.
- ❖ Conversation topic is done in the class – “How to take care of Plants and surroundings.”



FOR PARENTS

- Read out stories to your daughter to include reading habit in her (Books suitable to her age group) should be introduced
- Make your daughter aware of the importance of having green surroundings.
- Discuss with your daughter about Independence Day and its significance.
- Show her picture or in real National Emblem, National bird, National animal, National flower.



- In this pandemic situation, motivate your child to drink some immunity booster drinks (like "Kaadha"). Encourage her, counsel her and plan some interesting hands on activities at home as suggested during online sessions. Also, update her about the weekend tasks every week and help your child in becoming independent while doing the given tasks.