

SADHU VASWANI INTERNATIONAL SCHOOL FOR GIRLS

SHANTINIKETAN - NEW DELHI-21 Pre- School



Fun Filled Activities for summer vacations

Dear Parents,

In the prevailing situation , where we are confined to our homes, we wish you all health and safety .These are difficult days but if used constructively, through quality time with our children , reading , listening to music , meaningful conversations and exploring new games can be beneficial for the overall growth of the child and for us as well. We would like our children to have a nice time and remain constructively busy. Teachers have prepared activities which are attractively designed to stimulate further interest in learning.




Involve your daughter in the following fun-filled activities.

1. Plan a schedule for your daughter's activity time for the vacation and help her in completing the worksheets.
2. Involve your daughter in picture reading. Try to tell as many interesting stories as possible that will improve her language and go a long way in enhancing vocabulary. Also encourage her to converse in English.
3. Let her watch only those programmes on TV which are related to her age group.
4. Talk to your daughter about her immediate environment. Help her observe and encourage her to ask more questions.
5. Generate her interest in playing some educational games and also play with her.
6. Encourage your daughter and help her imbibing some good habits and etiquettes.
7. In order to value the importance of cleanliness, few tasks will be shared under the heading "Weekend Cleanliness Task". Encourage your daughter to perform these tasks.
8. Improve her skills in recognizing objects, show your daughter as many things of different shapes as you can and help her to identify them.
9. Motivate your daughter to make cut outs of different shapes, i.e., a circle, square, rectangle and triangle from newspapers and old magazines.
10. Encourage your daughter to identify and draw pictures / objects (age appropriate) using as many colours (red, blue, yellow, green, etc) as she can.
11. Read a story from any storybook to your daughter every night before putting her to bed.



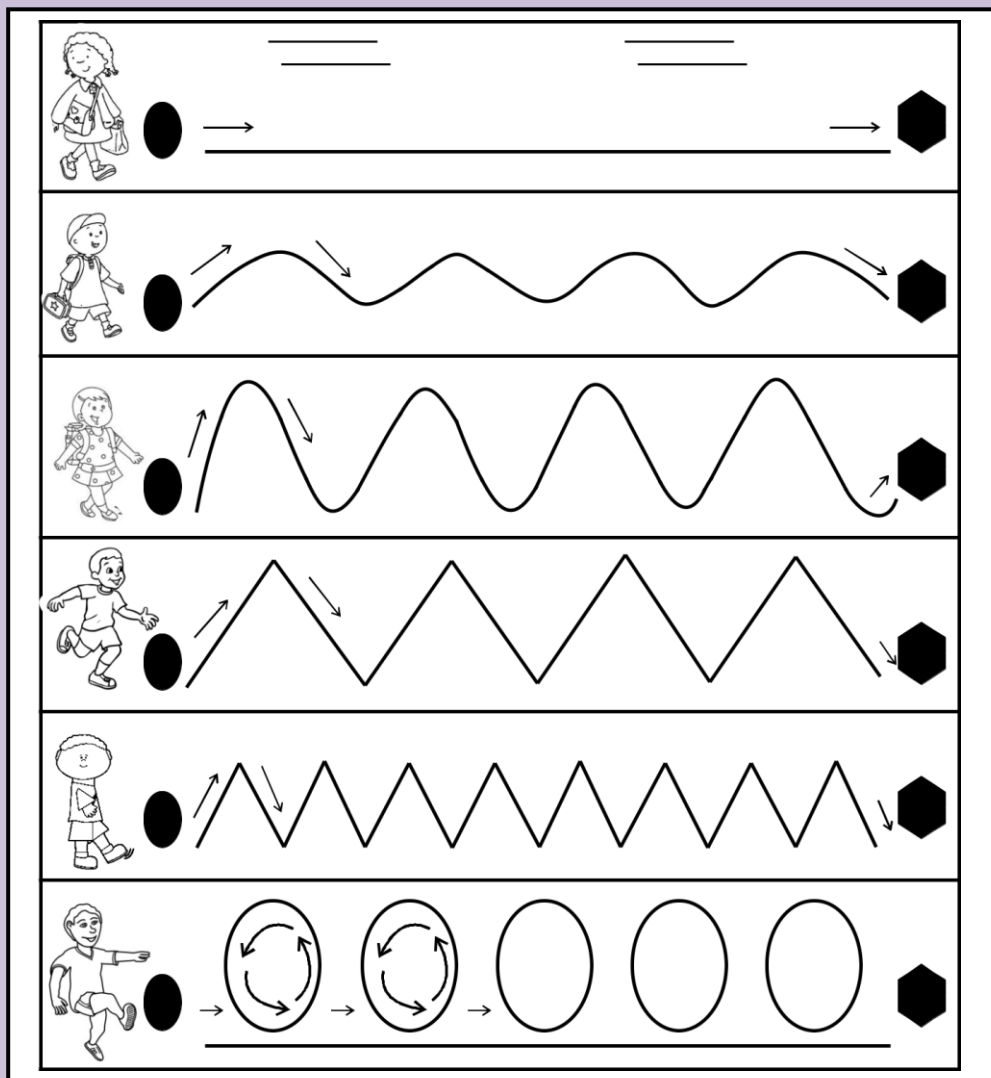
We hope you and your daughter would enjoy these activities together as we can achieve success only with your unflinching support and cooperation. Stay Home , Stay Safe.

PRE -PRIMARY DEPARTMENT



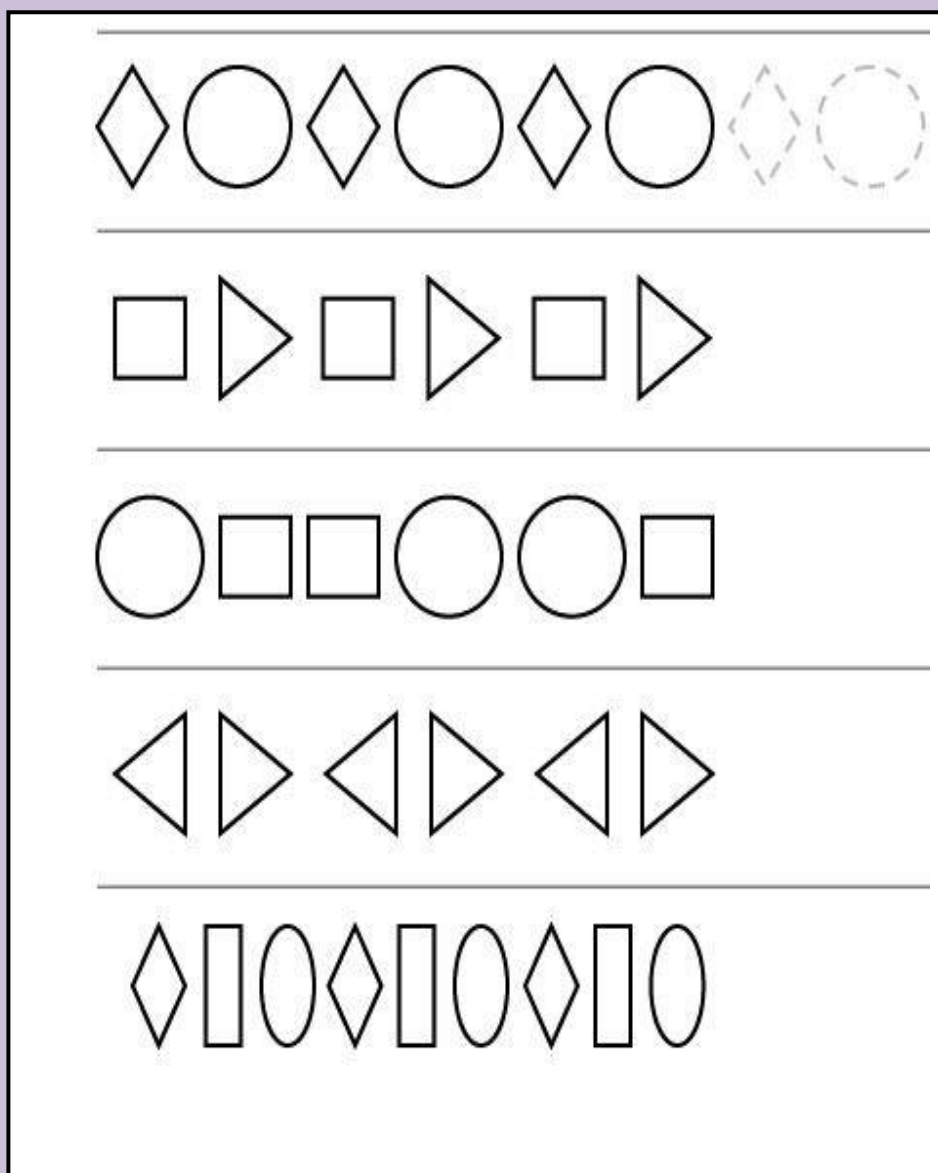
Task 1: Trace each pattern using seven different colours .

Note : Any type of sheet available can be used . Practice the similar patterns regularly.



Task 2 : Look at each pattern below and then draw the correct pictures which complete the pattern

Note : Any type of sheet available can be used . Similar other patterns can be used for regular practice.



Task 3: Create an album with your child on the topic **MYSELF**.

Album can include : Family tree (with pictures of child & family members) , my handprint , my best friend , my favourite fruit , vegetable , colour , cartoon character , musical instrument etc .

Note : Old magazines & newspaper cuttings can be used for the activity .


Task 4 : Free hand drawing of the shapes (circle , square, triangle , rectangle and a semicircle) and the objects related to them (like a circle and a bangle , a rectangle and door)

Note : Use crayons and any type of sheet which is available .

Task 5 : Design two hand puppets of your choice and weave a story using them. (old socks, bottle caps , wool , stickers, threads , rags , buttons , glue , quick fix, etc. can be used)



(pictures given are for reference only)



Task 6 : Design a paper bag and decorate it using cutouts from old magazines , colours , paints or any other material available.

Task 7 : Try to use simple short sentences in English with the child regularly to help her enhance her communication skills.

Encourage her to perform the **weekend tasks** and click some pictures of the child while performing the task .

WEEKEND CLEANLINESS TASK		
S.NO.	WEEKEND DATES	ACTIVITY
1.	23-24 May ,20	Use the dustbin appropriately
2.	30-31 May,20 6-7 June,20	Wash your own handkerchief Fold your napkins
3.	13-14 ; 20-21 June ,20	Set your study table. Arrange your books and crayons neatly.
4.	27-28 June , 20	Keep your toys back on the right place after using them.

Revise all the concepts done so far.



Note : Practice work given is voluntary , not mandatory .

