

INTER-DISCIPLINARY PROJECT
THEME: EK BHARAT SHRESHTH BHARAT
CLASS VI

Interdisciplinary project is undertaken to cut across different subjects, bringing together various disciplines into meaningful association. Interdisciplinary method encourages critical thinking and combines different skills that are unique to different subjects. More than that, the children can use these skills in a meaningful context i.e. students construct meaning better when they find patterns and connections in the learning process and also realize that isolated learning is more difficult to process and recall. This approach is sure to foster a love for learning, ignite a spark of enthusiasm and address learning differences for students.

India is a unique nation which presents endless varieties of physical features and cultural patterns. It is the land of many languages and it is only in India, people profess all the major religions of the world. The vast population is composed of people having diverse creeds, customs and colours. In short, India is “the epitome of the world”. Through mutual understanding entwined with the shared history, it is the duty of every citizen of this country to enable and maintain a special unity in this diversity, which stands out as a tall flame of nationhood.

For the complete information on EBSB, please visit: <https://ekbharat.gov.in/>

Our students are an important part of this complex and diverse society. To facilitate greater participation of students, various activities are being organized under ‘Ek Bharat Shrestha Bharat’ Programme. These activities will go a long way in developing our students as responsible citizens with deep belief in unity in diversity of the nation.

Summer Vacations are a time to rejoice, rejuvenate and have fun. Keeping that very thought in mind, these activities have been planned so as to encourage each child to tap into their creative potential while also working towards realizing a deep cultural connect among citizens. We wish that our children deliberate on their fun filled vacation experiences with learning and get a chance to paint their holidays with creative spirit and academic endeavour.

Let the fun begin!
Enjoy researching and creating!

- This project comprises of 7 parts –A, B, C, D, E, F and G.
- The class will be divided into groups comprising 5 members each on the basis of roll numbers i.e., 1-5, 6-10, etc. (**maximum** 8 groups per class)
- Each group is expected to do all the 5 tasks given under each part (One task per child for each part)
- Each group will have a leader who will be coordinating with the group members, so that the work is completed and submitted on time
- Each group will collate and present their work in **one single file only**
- Make use of eco-friendly materials for preparing the models
- For **Part G**, students must take up task according to the instructions given and not according to the roll numbers.

Note: Students must take up Weekend Cleanliness tasks diligently, according to the given schedule.

PART A

India is a land of diversity- along with various cultural and linguistic patterns, multifarious learning needs are also in abundance. The Government of India has pioneered 'Ek Bharat Shreshth Bharat' programme to steer the outcomes of learning towards a more assorted one. It also aims to reinforce the oneness of our country through its diverse cultures, as the most relevant learning objective in the cosmopolitan scenario is to be able to embrace and accommodate diversity.

Unleash your creativity and take pride in India's unique cultural heritage and while munching on some healthy snacks, relish the summer evenings at home as nothing brings the family together like a good old summer project!

Task 1: Vasudhaiva Kutumbakam is a philosophy that inculcates an understanding that the whole world is one family. It is a philosophy that tries to foster an understanding that the whole of humanity is one family. Design a Wall Magazine on A3 size sheet. Paste the sheet on a cardboard of same or bigger size, to make it look like a soft board. The wall magazine should reflect drawings, posters, self-composed poems etc. **(Poem - A House, A Home)**

Wall Magazine - Vasudhaiva Kutumbakam



Task 2: The animal rights movement, sometimes called the animal liberation movement, animal personhood, or animal advocacy movement, is a social movement which seeks an end to the rigid moral and legal distinction drawn between human and non-human animals, an end to the status of animals as property, and an end to their use in the research, food, clothing, and entertainment industries. Showing some respect to the people working in this direction, design "The Great Bouquet of Famous Indian Animal Activists" with 5 flowers. Each flower will present information about one activist (on its petals). Don't forget to paste the pictures and tie all the flowers together to make it look like a bouquet **(Lesson - How the Dog Found Himself a Master!)**

Task 3: Indian women have come a long way. Having broken the proverbial glass ceiling a while back, they are now proving their mettle on the global platform as well. In the recent years, we saw several Indian-origin women rise the top. Find out about any 5 Indian women achievers of the recent times. Make 5 DIY Key chains, each dedicated to one of these women achievers. Paste their pictures on the key chains and write about them on separate sheets and attach them with the key chains. **(Lesson - An Indian-American Woman in Space: Kalpana Chawla)**


Please refer below for sample of key chain and the link for help.

<https://www.youtube.com/watch?v=C3jROwk8Ss0>



Task 4: The splendour and diversity of Sikkim's art, literature, rituals, culture and dances, with its lyrical appeal and richness are incomparable. Sikkim's ethnic communities and sub-communities have their own language and distinctive folk traditions as varied and beautiful as the people themselves. Imagine yourself to be working for a tourism company. Design a Web Page for your company on an A4 size sheet to promote art, culture, heritage and values of Indian state Sikkim. **(Lesson-A Different Kind of School)**

Cultural Heritage of Sikkim



Task 5: Teaching is one of the most noble professions. It is a career which not only helps a child gain knowledge about various subjects and domains, but also helps a child recognize his strengths and weaknesses, helping him/her to become a better human being. India has a deep rooted history as far as the field of education is concerned and the contribution, talent and skills of our very own educators, teachers and lecturers have been acknowledged globally. Create an anthology of any five of the 'greatest Indian teachers of all times'. Find out some of their great works and create a booklet. Give it an attractive cover page. **(Poem-Where Do All the Teachers Go?)**

Please refer to the below link to find information.

<https://www.edsys.in/7-great-indian-teachers-who-gave-education-a-new-meaning/>

PART B

उपविषय – भारत की श्रेष्ठता में सहयोगी राज्य

पाठ – अक्षरों का महत्त्व, टिकट अलबम, साथी हाथ बढ़ाना

कौशल – जागरूकता, सामाजिकता, विचारशीलता, काल्पनिकता, सृजनात्मकता, प्रस्तुतीकरण,

- 1 भारत के सिक्किम प्रदेश में बौद्ध धर्म का अनुसरण किया जाता है। अतः बौद्ध धर्म के प्रसिद्ध विचारों को एक आकर्षक बुक मार्क पर प्रदर्शित कीजिए।
(रंगीन कागज़, बुक मार्क संख्या— दो, विचार—प्रत्येक बुक मार्क पर एक विचार)
- 2 कोरोना वायरस की जंग को जीतने में भारतीयों ने अपनी एकता का प्रदर्शन जिस प्रकार किया है, उसे प्रदर्शित करते हुए एक भित्ति चित्र का निर्माण कीजिए।
(ए3 आकार की एक रंगीन शीट पर)
- 3 सिक्किम प्रदेश के भ्रमण पर जाने से पहले वहाँ के राजनैतिक तथा ऐतिहासिक दर्शनीय स्थलों के बारे में जानकारी प्राप्त कर चित्र सहित प्रस्तुत करते हुए एक अलबम तैयार कीजिए।
(अलबम पृष्ठ—दस, रंगीन कागज़, कुल दर्शनीय स्थल— दस)
- 4 सिक्किम प्रदेश के धार्मिक तथा प्राकृतिक दर्शनीय स्थलों की विशिष्टताओं को प्रदर्शित करते हुए एक लटकन तैयार कीजिए।
- 5 भारत की एकता में सहयोगी किन्ही 15 राज्यों की भाषाओं तथा बोलियों को दर्शाते हुए एक वट वृक्ष का निर्माण कीजिए।

PART C

'Ek Bharat Shreshtha Bharat' campaign has been launched to promote the spirit of national integration through a deep and structured engagement between all Indian States and Union Territories by sharing best practices and experiences and to celebrate the Unity in Diversity of our Nation and to maintain and strengthen the fabric of traditionally existing emotional bonds between the people of our country.

- "If you were to look over the whole world to find out the country most richly endowed with all the wealth, power and beauty that nature can bestow in some parts, a very paradise on earth- I should point to INDIA".

- Max Muller

TASK 1: Collect the data regarding the number of Coronavirus cases and the number of people recovered in five paired states under Ek Bharat Shreshtha Bharat Programme of India (given below) which are affected by Covid-19 Pandemic. Find the ratio of the number of people recovered to the number of Coronavirus cases of each paired state.

State Pairs

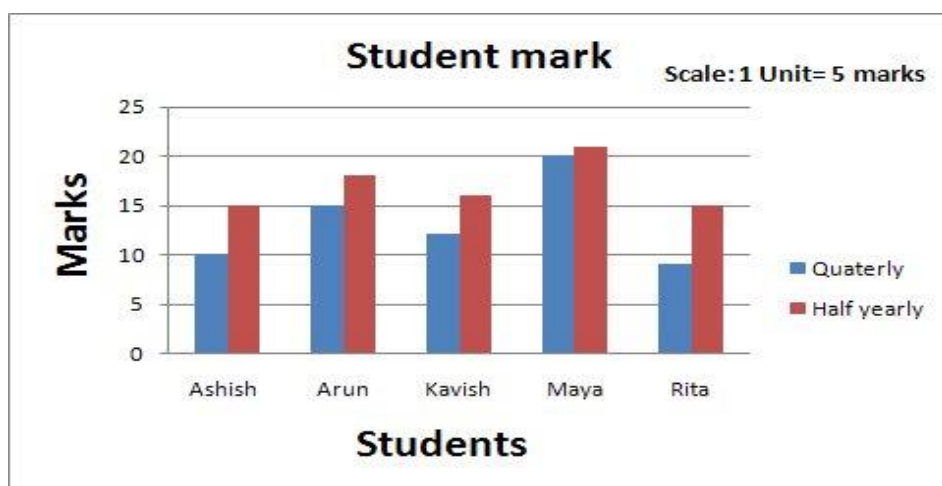
- Puducherry : Daman & Diu
- Chandigarh : Dadra & Nagar Haveli

- Goa: Jharkhand
- Lakshadweep : Andaman & Nicobar
- Himachal Pradesh : Kerala

TASK 2: Depict the number of Coronavirus cases collected in task 1 in each paired state through Pictograph by choosing an appropriate symbol. Also, write any five preventive measures one should take against the Coronavirus disease.

TASK 3: Record the number of Covid patients registered and the number of patients recovered till 31st May in Delhi and Sikkim. Compare using Double Bar Graph.

(See the example below of the double bar graph for your reference)



TASK 4: Read the table showing the share of top 5 States/Union Territories of India in number of Domestic Tourist visits in year 2018 and answer the following questions.

STATE/UNION TERRITORY	DOMESTIC TOURIST VISITS (in numbers)
Tamil Nadu	385909376
Uttar Pradesh	285079848
Karnataka	214306456
Andhra Pradesh	194767874
Maharashtra	119191539

- In which State/Union Territory was the visit of domestic tourists minimum?
- How many more domestic tourists visit in Andhra Pradesh than in Uttar Pradesh?
- In which State/Union Territory was the visit of domestic tourists maximum?
- Find the total number of domestic tourists visiting top 5 States/Union Territories.
- Find the ratio of the minimum number of domestic tourists to the maximum number of domestic tourists.
- If the total number of domestic tourists visiting all States/Union Territories of India is 1854933384. What percentage tourists visit Tamil Nadu and Uttar Pradesh in year 2018?

TASK 5: Use the collected information in task 4 and write the number of domestic tourist visits in words according to Indian and International System of Numeration by inserting commas at appropri-

ate places. Also, find the percentage of tourists visit Karnataka, Andhra Pradesh and Maharashtra in year 2018 using the total number of domestic tourists visiting all States/Union Territories of India as 1854933384.

PART D

Topic: EFFECT of Pollution due to Covid-19 and Conservation of water.

Learning Outcome:

To analyze the levels of major pollutants

To understand the causes of pollution and the ways to reduce it

To recall the true meaning of conservation of wonderful natural resource, water

Task-1

Make a paper bag and write a meaningful message of your choice on it to spread awareness to save the environment and ultimately our mother earth. Use the bag to bring your holiday homework to school.



Task-2

The Covid -19 lockdown is healing the planet in a way never seen before in living history. We have seen some of the most vital environment changes seen in India after the COVID lockdown. A global pandemic that is claiming people's lives certainly shouldn't be seen as a way of bringing about environmental change either. Write an article on topic "How to control the environmental pollution in India once the pandemic eventually subsides" in 200 words. Use an A-4 size sheet.



Task-3

According to the recent report of Delhi Pollution Control Committee , the levels of three major pollutants { SO₂, NO₂, SPM* during recent months September 2019 to April 2020 have shown immense fluctuations . Collect data of AQI for these months and represent it on a bar graph. Use A-4 size sheet to represent the data.

[* SPM- Suspended Particulate Matter less than 10 micron]

Task-4

For any infection that is transmitted through person to person contact, hand washing with soap after any contact with a potentially infected person, surface, or object is an effective method to help protect yourself and others from infection. For novel viruses with no vaccine, it is especially important to practice preventative measures, such as hand washing. Hand washing with soap washes the infection-causing germs off your hands before they get a chance to infect you, and before you touch surfaces that could help spread these infection-causing germs to other people.

In the midst of one global crisis, let's not worsen another.

Wash your hands, but save as much water as you can !

Write 10 most effective ways to save water at your home, Also, draw a diagram of rainwater harvesting and write the complete procedure of the same. Use an A-4 size sheet to do this task.



Task-5

Make a Power Point presentation on the efforts made by health workers to **control** coronavirus across the **Ek Bharat Shrestha Bharat**. Number of slides should be between 8 to 10. Also try to highlight the special efforts made by different states to reduce the effect of pandemic in our country. Submit your presentation through e-mail .You must send it to sciencehww2020@gmail.com .Also, kindly ensure to write your name and class in the subject of the mail.

PART E

Lesson- 1, What, where, how and when?

Task 1: Maneuvering Manuscript.

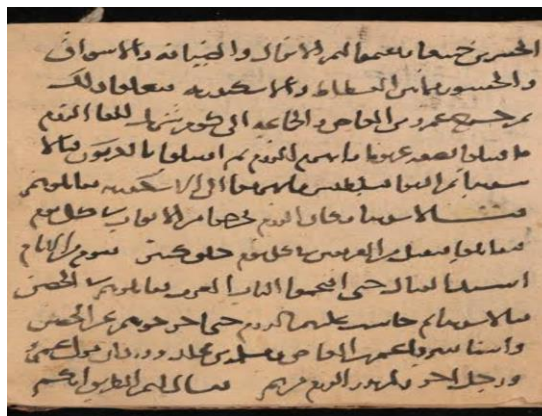
The past comes to life through written documents, mostly manuscripts. Manuscripts are the ancient books consisting of information of the past mostly in languages unknown to us.

Create a manuscript by cutting 2 thick sheets (drawing file) in 20 cm X 10 cm and write 5 letters of Sikkimese language on each sheet.

Follow the given steps to make a manuscript:

1. Take 2 teaspoons of coffee powder and one glass of water.
2. Mix the coffee powder in the glass of water.
3. Pour the coffee mixed water on a flat tray or plate with higher edges.
4. Now take a thick white paper and dip that paper in the water kept in the tray or plate.

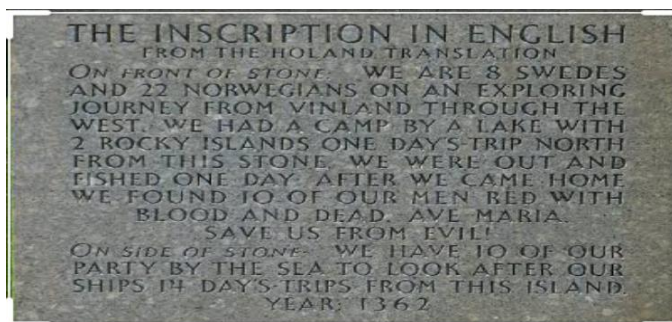
5. Soak the paper in the tray filled with water for 5 to 7 minutes. Afterwards let the paper dry for an hour.
 6. Create the second sheet with the same procedure.
 7. Punch both the sheets together from the top left corner and tie a ribbon.
 8. Write 5 letters of Sikkimese language on each sheet.
 9. Corresponding to each Sikkimese letter, write the respective letter in English language.
- <https://omniglot.com/writing/sikkimese.htm>



Task 2: Incredible Inscriptions.

Inscriptions were the ancient literary sources found by the archaeologist from the past. These were the writings on hard surfaces. Kings inscribed their orders, rules and regulations on them. Design an inscription for your class on an A-3 size hardboard using POP (Plaster of Paris) and inscribe any 4 teachings of Buddha on it. Steps to be followed to make the inscription:

1. Take an A-3 size hardboard or cardboard and 10 tablespoons of POP.
2. Take some amount of water and mix it with POP. Don't add too much water and knead it into a soft dough.
3. Mixture should not be very hard nor very soft.
4. Spread the mixture on the board and let it dry for an hour.
5. When it is semi dry, take a pointed sharp object like a compass and write any four teachings of Buddha on it and set it aside for a day.
6. Color it with metallic paints.



Task 3: Picto Monasteria.

Using A-4 size colored sheet, design a picture album on 10 popular monasteries of Sikkim. Present relevant information along with each monastery.

<http://www.gosikkim.in/general-information-about-sikkim/monasteries.html>

<https://www.esikkimtourism.in/things-to-do/monasteries-in-sikkim/>

Task 4: Snacking in Sikkim.

To celebrate the diversity of India, you are planning to celebrate Sikkim day with your friends by throwing a Sikkim snacks party at your place. Make a 'Menu Book' on 4 famous snacks of Sikkim and write the ingredients of each snack using A-4 size colored sheets. Make it attractive by pasting pictures.

<https://www.pinterest.ch/sebastiankobel/menu-card-design/>

<https://in.pinterest.com/gayathriraani/sikkim-recipes/>

Task 5: Scaling up Sikkim- Brochure Making.

Imagine that you undertook a journey to Sikkim and you have unforgettable memories of the place. Encourage your friend to take a trip to Sikkim in near future by making a brochure highlighting any 5 famous tourist attractions, cuisines, best time to visit etc. on an A-4 size colored sheet by using folding technique.

<https://99designs.com/blog/marketing-advertising/brochure-design/>

<http://www.sikkimtourism.gov.in/Webforms/General/Default.aspx>

PART F (To be done as per your third language)

Link Leçon - -La France, Les Salutations et Dans la classe

Tâche 1- Écrivez dix salutations indiennes et traduisez les en français sur une feuille de couleur A4. (Write the names of any ten Indian greetings in French on A4 size sheet)



Tâche 2- Découvrez les noms de dix espèces trouvées en Inde, dessinez leurs images et écrivez leurs noms en français. Présentez les images ainsi que les noms sur dix cartes différentes de moitié A 4. (Make ten flashcards of ten Indian species also write the names in French below each picture. The size of the flashcards should be half of A4)

Tâche 3- Maintenant, rassemblez des photos accrocheuses sur cinq festival saisonnière avec les noms du mois et faites un calendrier sur une feuille de taille 4. (Design a creative table calendar of A4 size, reflecting five seasonal festivals of India along with the names of the months in French.)

Tâche 4- Écrivez les noms de cinq personnalités célèbres de l'Inde qui vous inspirent le plus et présentez-les en cinq lignes simples. Utilisez également une variété d'adjectifs descriptifs pour les personnalités. (Introduce 5 famous Indian personalities using descriptive adjectives, who inspire you the most. Show your work on A4 size sheets later compile it in a file)

Tâche 5- Préparez une couverture de livre de cinq histoires morales courtes en français et en hindi ainsi que leurs noms en français sur la page de couverture. (Design a book cover of any two short Hindi moral stories along with their title in French. There should be one book cover for each story. The size of book cover should be of A 4)

*उपविषय:- अतुल्य -भारते सिक्किम प्रदेश:

*पाठ - वृक्षाः ,समुद्र तट:

*कौशल:- सृजनात्मकता , कल्पनात्मकता, अन्वेषण ,प्रस्तुतीकरण ,भाषिक -निपुणता ,विषय-ज्ञान ,जीवन- मूल्य

#प्रस्तुत विषय के आधार पर निर्देशानुसार कार्य कीजिए :-


1. अलग अलग रंग के चार्ट पेपर का प्रयोग कर 5 लटकन वाले पेपर बैग बनाएँ तथा प्रत्येक बैग पर सिक्किम प्रदेश के प्राकृतिक सुंदरता को दिखाने वाले किसी चित्र को चिपकाएँ ।प्रत्येक बैग के साथ एक गोलाकार या चौकोर आकर्षक टैग लगाकर उनपर वृक्ष के अंगों के संस्कृत नाम लिखें । जैसे: फूल (पेपर बैग - चौड़ाई 15cm ,लम्बाई 20cm)

2. सिक्किम प्रदेश के पारम्परिक वेश -भूषा, खान-पान ,त्यौहार ,लोक नृत्य वाले चित्रों का जिल्द लगाकर 2 पॉकेट नोटबुक बनायें तथा एक में 5 अकारान्त वस्तुओं के संस्कृत नाम लिखें एवं दूसरे में 5 आकारांत वस्तुओं के संस्कृत नाम लिखें ।पॉकेट नोटबुक को एक सुन्दर नाम भी दें ।(पॉकेट नोटबुक का आकार 7 cm x 9 cm)

3. सिक्किम प्रदेश के आकर्षक चित्रों वाला एक पेन होल्डर बना कर उसमे विविध रंग एवं आकृतियों वाले (जैसे: फूल ,फल , खिलौने आदि आकार के कैप) वाले 5 पेन और पेंसिल को बना कर उन पर पढ़ने से जुड़े एक-एक वस्तु का संस्कृत नाम लिखें । (पेन होल्डर का आकार 8 cm x 12 cm ,गोलाकार अथवा चौकोर)

4. चार्ट पेपर का प्रयोग कर 5 लिफाफे बनायें और उन्हें सिक्किम प्रदेश में पाए जाने वाले पशु - पक्षियों के चित्र से चित्रित करें ।प्रत्येक लिफाफे में अपनी पसंद के रंग का कार्ड डाल कर उस रंग का संस्कृत नाम लिखें ।(लिफाफे का आकार 18 cm x 10 cm, कार्ड -16 cm x 8 cm)

5.पेपर से दो आकर्षक नौका बनाएँ तथा सिक्किम प्रदेश के प्रसिद्ध रंग - बिरंगे प्रार्थना ध्वज के दो सिरों को उन नौका के सिरों से जोड़े । ध्वज के पताका पर 1 से 10 तक संख्या को संस्कृत में लिखें ।
(नौका का आकार 24cm x18cm)



•भारत पंहुंजियुनि खुबियुनि सबबि 'एक भारत श्रेष्ठ भारत' जो पैगाम डिए थो । इहा गाल्हि सचु आहे त हिते अनेक धर्मनि ऐं अनेक बोलियुनि जा रहवासी रहंदे बि भारत देश अनेकता में एकता जो मिसाल कायम कयो आहे । इहे समूरे विश्व में प्रसिद्ध आहिनि । हेठि डिनल आदेश मूजिबि प्रदेशनि जी ज्ञाण A - 4 साइज़ फ़ोटनि जी मखज़नि में डियो । (भारत देश अनेकता में एकता के लिए विश्व में प्रासिद्ध है । इन्ही विशेषताओं के साथ 'एक भारत श्रेष्ठ भारत' का संदेश मिलता है । नीचे दिए गए प्रदेशों की निम्नलिखित बिन्दुओं के आधार पर जानकारी दीजिए ।)

आदेश मूजिबि प्रदेशनि जी ज्ञाण A - 4 साइज़ फ़ोटनि जो हिकु कोलाज़ ठहियो ।

✓ हरियाणवी संस्कृति

•खाधो - पीतो

•लोकनाच

•डिण

➤ Task - 3

Simran - VI - A

•भारत पंहुंजियुनि खुबियुनि सबबि 'एक भारत श्रेष्ठ भारत' जो पैगाम डिए थो । हेठि डिनल आदेश मूजिबि प्रदेशनि जी ज्ञाण A - 4 साइज़ फ़ोटनि जो हिकु एलबम ठहियो ।

✓ सिंधी संस्कृति (गुजरात)

•खाधो - पीतो

•लोकनाच

•डिण

PART G

TOPIC: "Ek Bharat Shrestha Bharat"

Do any one of the following:

- Create a newsletter using MS Word exploring Little France of India (Puducherry)
- Create a colorful presentation (ppt) representing the latest e-Learning in self-sustained India.

Share your assignment on svisgclass6@gmail.com

