

# SADHU VASWANI INTERNATIONAL SCHOOL FOR GIRLS

SHANTINIKETAN, NEW DELHI- 21

PRE- SCHOOL

MONTHLY BULLETIN

**JULY, 2022**

**THEME OF THE MONTH: WATER**

**COGNITIVE SKILLS:**

**Recognition-**



*Drinking*



*Washing*



*Watering the plants*



*Cooking*



*Bathing*




*Brushing*

## Identification-



*Identify clean water and polluted water*

## Differentiation-



*Differentiate between  
land and water transport*



*Differentiate between  
land and water animals*

# properties of WATER

## EXPERIMENTATION



*Water is colourless*




*Water is tasteless*



# RAINY SEASON

**Recognition- Rainbow: VIBGYOR**



**Recognize things used in rainy season-**



*Umbrella , Raincoat, Gumboots*

# **Conversational Skills-**

## **Do's and Don'ts during rainy season**



*Use of Umbrella, raincoat while going out*

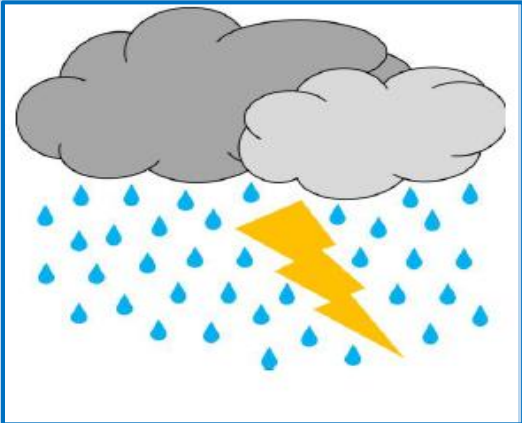


*Not to play in muddy water*



***Conserve Water: Every drop Counts! It's Precious!!***

## **Observational Skills-**



*Observe Lightning and listen to Thunder*

**Vocabulary Building Words:**  
**monsoon, puddle, drench, lightning,**  
**thunder, sink, float**

**Conversational Skills:**  
**To enhance conversational skills children**  
**will speak short sentences on do's and don'ts**  
**of Rainy Season**

# STORY TIME

## THE THIRSTY CROW

(through Experimentation and Dramatization)

There was a thirsty crow. He was looking for water here and there. Suddenly, he saw a pot of water. But there was little water in the pot. He got an idea. He put some pebbles in the pot. Water came up. He drank the water and flew away happily.



**Moral: Hard Work Pays**

# RHYME TIME

## WATER

July

### वर्षा रानी

चमचम चमचम बिजली चमके,  
रिमझिम रिमझिम बादल बरसे ।  
गरज गरज कर करते शोर,  
छाई काली घटा घनघोर ।  
प्यारी बरती की प्यास बुझाने,  
आई वर्षा हमें भिगाने ।  
मैं तो हूँ इसकी दीवानी,  
सबसे प्यारी वर्षा रानी ।

### RAINDROPS

Raindrops, Raindrops,  
Falling all around,  
Pitter-patter on the rooftops,  
Pitter-patter on the ground.

Here is my umbrella,  
It will keep me dry  
When I go in the rain,  
I hold it up so high.

Pitter-patter raindrops,  
Falling from the sky  
Here is my umbrella  
to keep me safe and dry.

When the rain is over,  
And the sun is over  
Little buds start to flower  
To blossom, grow and grow



### WATER

Water is precious!  
Water is cool!  
I drink it when I am thirsty,  
At home and at school!  
Water is wet!  
Water is fun!  
I play in the little water pool,  
under the sun!

### WATER IS LIFE

Water is a boon.  
Water is life.  
Without any water  
Nothing will survive.  
We need water and earth needs too.  
Don't waste it,  
We can't make mistake.  
We must save water for  
everyone's sake.

### SAVE WATER

Water, water all around,  
save every drop that can be found.  
Wasting water is not good,  
so you never never should.  
Never let your tap run,  
turn them off as soon as you're done.  
You must realize water is good,  
to save everyone as now we should.

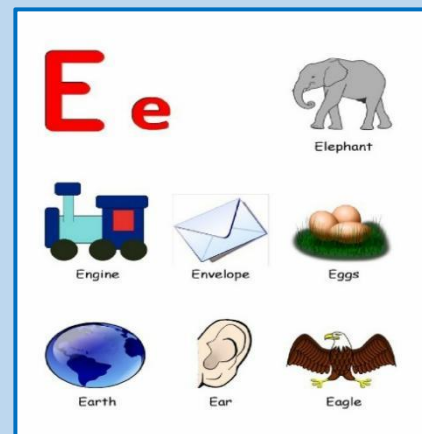




# RECOGNITION SKILLS:


- Recognition of alphabets A –J (through phonetics)
- Words beginning with the above letters

Alphabet	Phonic Sounds	Vocabulary	Alphabet	Phonic Sounds	Vocabulary
Aa	says ऐ	 APPLE	Nn	says न	 NEST
Bb	says ब	 BALL	Oo	says ओ	 OWL
Cc	says क	 CAT	Pp	says प	 PARROT
Dd	says ड	 DOG	Qq	says क्व	 QUILT
Ee	says ए	 EGG	Rr	says र	 ROSE
Ff	says फ	 FISH	Ss	says स	 SUN
Gg	says ग	 GOAT	Tt	says ट	 TIGER
Hh	says ह	 HORSE	Uu	says अ	 URN
Ii	says इ	 INKPOT	Vv	says व	 VAN
Jj	says ज	 JOKER	Ww	says वॅ	 WATCH
Kk	says क	 KITE	Xx	says एक्स	 X-MAS TREE
Ll	says ल	 LION	Yy	says य	 YAK
Mm	says म	 MANGO	Zz	says ज़	 ZEBRA

- Recognition of letters 'T, I, L, F, E' with phonetic sound
- Vocabulary building: words beginning with these letters



# Reading from the English Reader: "Letter Delight"



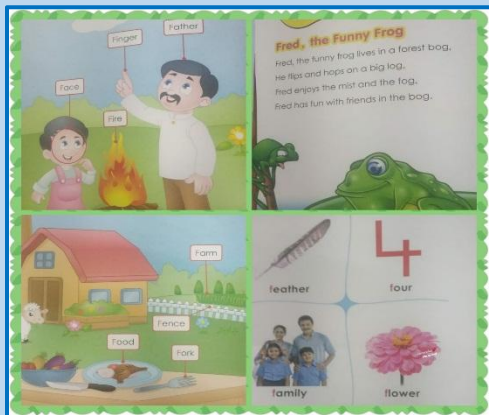
Letter 'T' Reader pages- 90-93



Letter 'I' Reader pages- 42-45



Letter 'L' Reader pages- 56-59



Letter 'F' Reader pages- 24-27



Letter 'E' Reader pages- 28-31

# Writing Readiness



*Formation with objects*



*Clay modelling*



*Tracing on Sand*







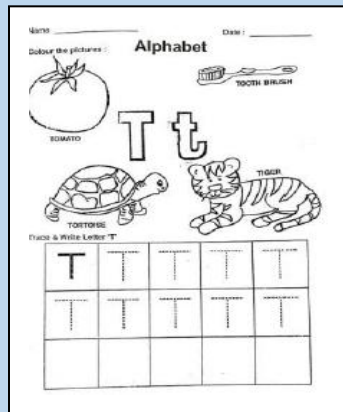

*Tracing in the Air*



*Tracing on the Back*




# WRITING SKILLS

- Revision of Standing and Sleeping lines.
- Introduction of Slanting line.
- Introduction of writing of letters: T, I, L, F, E with the help of crayons




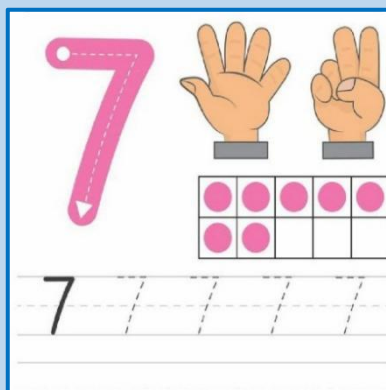


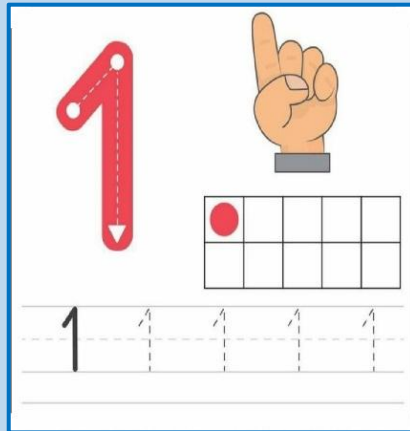
# REASONING & ANALYTICAL THINKING

To develop these skills, following **OPPOSITES** will be introduced




# UNDERSTANDING OF NUMERICAL CONCEPTS

Introduction of Recognition, Value Counting ,Writing of numbers 1 and 7 with the help of crayons



## VALUE EDUCATION-

Water is the life line of all living beings. It is an important source of life, so children of today should learn how to conserve water and not to waste it.

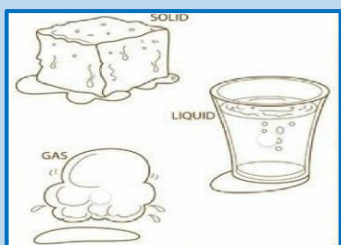


## LIFE SKILLS-

**Recognition:** The students will learn the importance of water and its uses.



**Visual Discrimination:** Observe different forms of water (solid, liquid, gas) through evaporation and condensation –ice, steam, water vapour.





**Observation:** They will observe the existence of water around them. For e.g. rain, tap water.



## ATTITUDE -

**TEAMWORK:** The students will develop the vital skill of learning cooperatively with their family members and be encouraged to use different ways by which we can conserve water in our day to day life.

**Saving water in the kitchen**

Wash fruits or vegetables in a bowl of water

Use water from melted ice cubes of iced drinks to water plants

Use the flushed-out RO water to wash cars and bikes

The kitchen water-saving tips are illustrated with three panels. The top panel shows a boy in a green cap washing vegetables in a bowl. The middle panel shows a pitcher of water and a glass. The bottom panel shows a car being washed with water from a tap.

**Saving water in the bathroom**

Turn off tap while brushing teeth

Take shorter baths

Turn off tap while applying soap

Turn off tap after each use

Don't flush tissue paper or waste into the toilet

The bathroom water-saving tips are illustrated with five panels. The first panel shows a boy brushing teeth. The second panel shows a girl taking a bath. The third panel shows a boy applying soap. The fourth panel shows a boy at a sink. The fifth panel shows a boy at a toilet.

# FOR PARENTS

- Parents to reinforce opposites (refer to bulletin) in daily conversation.
- Talk about the letters in the child's name to help her recognize letters.

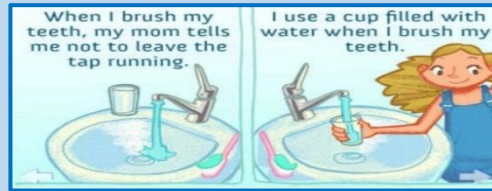
For e.g. **RITU**

**R- Rain, I- Insect, T-Tree, U-Umbrella**

- Read out a short story to your daughter (discuss the story before and after reading) and also help her read the English Reader every day.



- Practice conservation of water whenever you are using and mention it to her.



- Play lots of sorting games to develop fine motor skills and eye-hand coordination. For e.g. sorting of pulses, sorting of fruits and vegetables on the basis of colour, button the shirt, tie shoe laces, stringing the beads, buckle and hook.



- Help her to identify strokes –standing, sleeping, and slanting lines from various sources/objects at home for reading and writing readiness.



- Help her to do value counting of various objects like: spoons, plate, glasses (for number 1 and 7).



- Encourage and prepare the child for the Intra –section colouring competition.

**Note: Practice work given is voluntary and not mandatory**

**Ms. Inderjot Kaur**

**Pre Primary Coordinator**