

*Sadhu Vaswani International School For Girls,  
ShantiNiketan. New Delhi*

*Monthly Bulletin (Pre-Primary)*

*August, 2022*



*Topic- PLANTS*

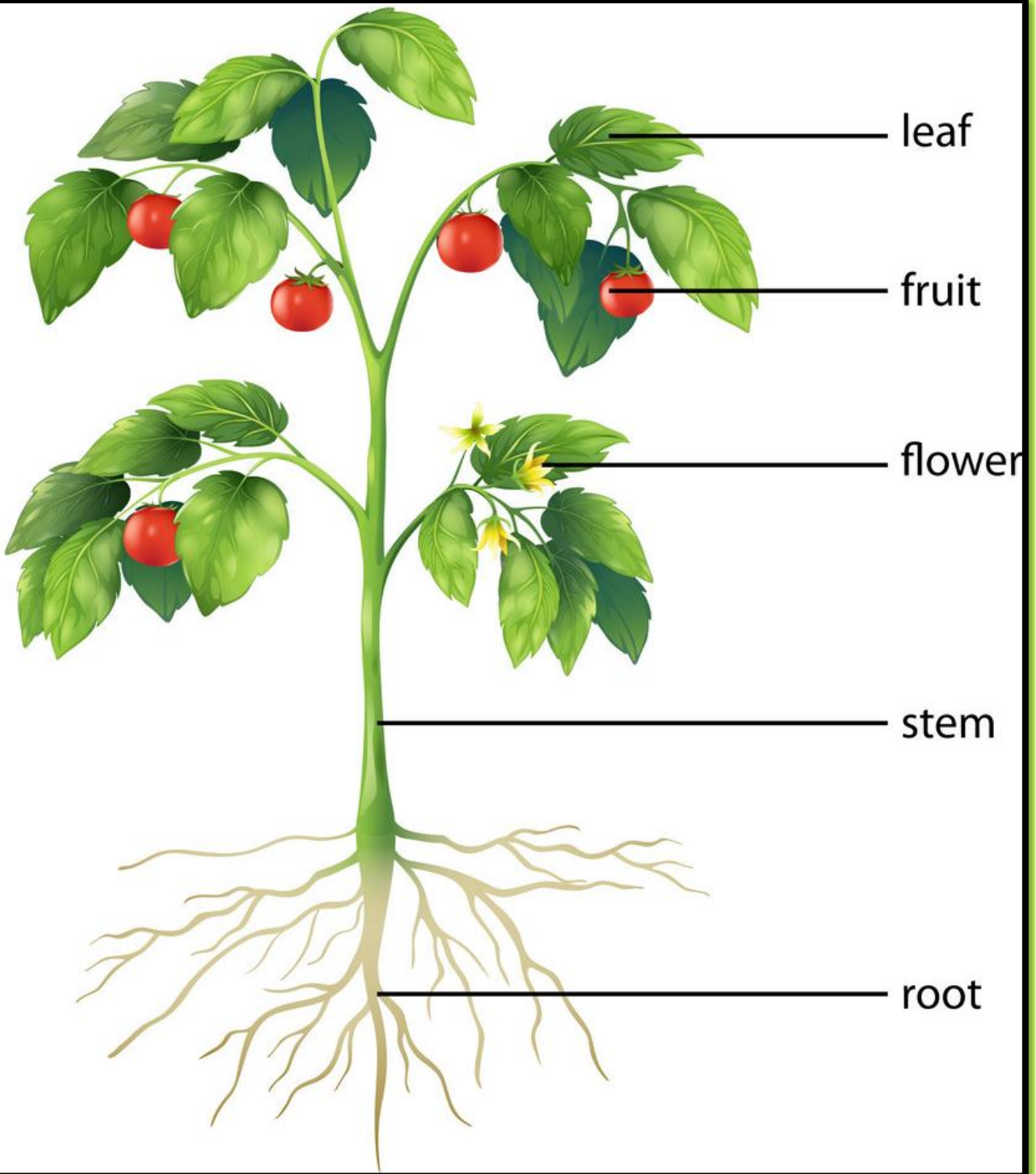
*Cognitive Skills*

*Experimentation : Germination of Seed*

**SEED GERMINATION**



*Identification : Identification of the parts of a plant*



*Observation : Things we get from plants*



*Multi-Sensory Learning:*

To observe different types of plants and leaves in their surroundings



**To recognize different plants in the vicinity  
(Activity- Signature of trees on 26<sup>th</sup> August 2022)**



**Students will collect various leaves from their surroundings and differentiate between them on the basis of size, colour and texture.**



**Classification : Types of plants**




**Herbs**



**Shrubs**



**Trees**



**Climbers**



**Creepers**

# CELEBRATIONS

- Dada JP Vaswani's birthday celebrations



- Raksha Bandhan



• **Friendship Day**



• **Janmashtami**



• **Independence Day**

(Kindly prepare Tri - coloured rice on **Friday, 12<sup>th</sup> August 2022**)

(We can use either food colour or add some veggies like carrot and capsicum/spinach puree to make tri-colour rice)



**Festivals will be celebrated and their importance will be discussed.**

# Listening and Speaking Skills


**English:**

**Conversation** on the topic “How to take care of plants and surroundings”  
(children will be encouraged to speak short sentences)

- I will not litter.
- I will water the plants.
- I will not pluck flowers.
- I will grow more trees.



**Vocabulary building**– germination, shrubs, herbs, creepers



**GERMINATION**



**SHRUBS**



**HERBS**



**CREEPERS**

# STORY SESSION

STORY SHEET- AUGUST

## THE LUCKY SEED


A long time ago, a farmer took a big bag of seeds to sell at the market. Suddenly, his cart's wheel hit a big stone. Bump! One of the seeds fell out of the bag and onto the hot, dry ground.



'I'm scared!' said the seed. 'I need to be safe under the soil.' Just then, a buffalo walked on the seed and pushed it into the ground. 'I'm thirsty!' said the seed. 'I need some water to help me grow.' Just then, it started to rain.

The next morning the seed had a little green shoot. All day it sat in the sun and grew taller and taller. The next day it had its first leaf. This helped it to catch sunlight and grow. That evening a hungry bird tried to eat it, but the seed had roots to help it stay in the ground.

Many years of sunshine and rain passed. The seed became a plant and then the plant became a tree. Today if you see the tree, it is big and strong and now makes seeds of its own.



Moral : Believe in yourself



**Recitation- Rhymes related to the topic**

**RHYMES**

August

**Theme of the Month - Plants  
Festival - Independence Day**

**The Little Plant**

In the heart of a seed,  
Buried deep so deep.  
A dear little plant  
lay fast asleep.  
'Wake', said the sunshine,  
'And creep to the light'.  
'Wake,' said the voice  
of the raindrops bright.  
The little plant heard  
And it rose to see,  
What a wonderful,  
The world might be.



**Green, Green Trees**

Have you seen,  
The green, green trees ?  
They clean the air,  
and cool the breeze.  
Smoke and dust,  
And garbage spill,  
And dirty water,  
makes us ill.  
So, let us promise,  
to be clean,  
To keep our surrounding,  
Fresh and green

**National Flag**

We are Indians bold and free,  
we will guard our lovely country.  
We salute our flag  
with love and pride.  
And sing Jan Man Gan  
side by side.




Skills : Vocabulary enhancement, Pronunciation.

PRE-PRIMARY - 3

### Writing Skill–

- Revision of cursive letters a-z in the notebook
- Practice to join two letters and form words like it, on, an, am, at, if, in, is, as, of
- Introduction of **three letter words** of vowel 'a' like cat, tag, tap, lad along with their pictures



Differentiation–Match the picture with the correct letter

Identification – To identify the picture and write the correct letter

Reading Skill – Reading from the reader book of 'a' vowel words



Read aloud.

at	ad	ag	ap	an	am
fat	lad	rag	hap	van	jam
sat	sad	tag	lap	pan	ham
mat	mad	bag	cap	fan	ram
cat	pad	wag	gap	man	dam
bat	dad	lag	tap	tan	lam
hat	bad	sag	map	ban	Sam
				can	mam

## हिंदी

अक्षरों की मौखिक तथा लिखित पहचान  
(त, थ, द, ध, न, प, फ, ब, भ, म)


- पाठ्य पुस्तक से पठन
- चित्र पहचानकर अक्षर लिखो
- चित्र बनाओ
- अक्षर को सही चित्र से मिलाओ

क कबूतर	ख खरगोश	ग गमला	घ घड़ी	
च चम्मच	छ छतरी	ज जहाज	झ झंडा	
ट टमाटर	ठ ठेरा	ड डमरू	ढ ढकान	
त तरबूज	थ धर्मस	द दवात	ध धनिया	न नल
प पतंग	फ फल	ब बकरी	भ भालू	म मछली
य यज्ञ	र रथ	ल लट्टू	व वन	
ष षटकोण	श शलगम	स साँप	ह हुल	

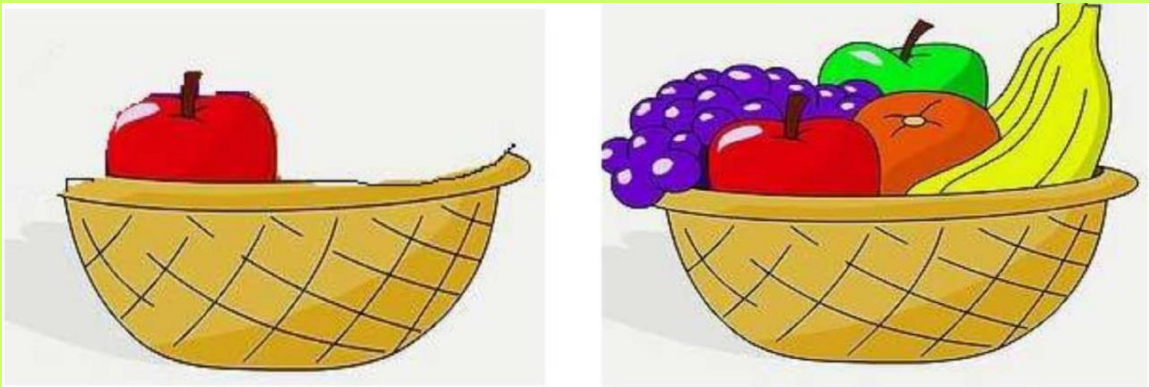
### Reasoning and Analytical Thinking Skills- To develop REASONING AND ANALYTICAL THINKING

Pre Number Concept will be introduced with examples

- Same - Different



- One - Many



## MATHS

### Revision of oral and written counting 1 --- 30

#### Introduction of -

- Written counting 31 --- 40
- Written counting 1 --- 40
- What comes after?
- Backward counting 20 --- 1



### Value Education - Planting and taking care of plants

Children are naturally curious about their world and enjoy exploring their surroundings. Childhood is the best time to encourage and nurture early interests in nature. As children learn about the wonder of seeds, the growth of tender new roots, and all the ways in which plants help us, they become sensitized towards nature and find ways to protect it.



### Life Skills - Caring for the Environment

Empathy and caring need to be nurtured through direct involvement in meaningful activities. Involving children in the care of the environment is an excellent way to do this as it helps children develop respect and appreciation for all forms of nature.



### Attitude - Not to pluck flowers and leaves

Children must be encouraged to not pluck flowers and leaves for they too, contain life. This will in turn help them to respect the bounties of nature and help to maintain an ecological balance.



- ❖ The value of planting and taking care of those plants is taught to the students through seed germination activity.
- ❖ Watering the plants activity is conducted to inculcate in the students, the need to take care of plants.
- ❖ Conversation topic- “How to take care of plants and surroundings” , is done in the class.



### FOR PARENTS

- Read out stories to your daughter to inculcate reading habits in her (kindly use books suitable for her age group)
- Make your daughter aware of the importance of having green surroundings.
- Please discuss the significance of festivals like Independence Day, Janmashtami and Rakshabandhan with your child.
- Show her picture/videos of national symbols like - National Emblem, National bird, National animal, National flower.



**Note- Practice Work given is voluntary, not mandatory.**

*Ms. Inderjot Kaur  
Pre-Primary Co-ordinator*