

**SADHU VASWANI INTERNATIONAL SCHOOL FOR GIRLS
SHANTINIKETAN, NEW DELHI**

**PRE-SCHOOL
MONTHLY BULLETIN**

OCTOBER, 2022

THEME OF THE MONTH: PLACES AROUND US

COGNITIVE SKILLS

Identification -

To be able to identify objects at different places for e.g. leaves, flowers, swings and slides in the park; vendors, fruits and vegetables in the market; doctors, patients and medicines in the hospital and different places of worship.



THE PARK



THE MARKET




THE HOSPITAL



**PLACES OF WORSHIP
(Temple, Mosque, Gurudwara, Church)**

Differentiation –

To be able to differentiate between places of worship on the basis of religious symbols.



EXPERIENTIAL LEARNING- (MULTI-SENSORY LEARNING)

Excursion to the places of worship- Temple, Gurudwara, Church and Mosque. Kindly send scarf or dupatta with your daughter on 28th October 2022.



Church



Mandir



Gurudwara



Mosque

FESTIVAL OF THE MONTH

DIWALI : A festival of lights

Festival will be celebrated in the school and its significance will be discussed through activities and story.



LANGUAGE SKILLS

Conversational Skills:

To enhance conversational skills children will speak short sentences on the topic:

“What I see in the park?” for example-

I see swings, slides and see-saws in the park.

There are many colourful flowers.

There is greenery all around.

Many children play in the park.

Vocabulary Building Words:

worship, victory, greenery, festivals, pride, occasion, idol, offer

ACTIVITY SCHEDULE

To reinforce creative and aesthetic skills

Puja Thali Decoration activity will be held on Friday, 14th October, 2022



Diya Decoration activity will be held on Thursday 20th October, 2022 .



STORY TIME

THE RAMYANA

(through activity and dramatization)



King Dashrath lived in Ayodhya .He had four sons. Ram, Laxman Bharat and Shatrughan.

Ram was married to Sita. They were sent to the exile for 14 years. Laxman also went with them.

In the jungle Ravana, the king of Lanka kidnapped Sita. Hanuman, Ram and Laxman prepared for the battle to save Sita. They fought for ten days with Ravana. Ram killed Ravana.

To mark the victory of good over evil we celebrate Dussehra. Ram came back to Ayodhya with Sita and Laxman.

Home coming of Lord Ram and Sita is celebrated as Diwali.

Moral- Victory of good over evil.

RHYME TIME

PLACES AROUND US

October

WHAT'S IN YOUR NEIGHBOURHOOD ?

What's in your neighbourhood ?
There's a post office, I post a letter there!
What's in your neighbourhood ?
There's a supermarket, I buy food there !
What's in your neighbourhood?
There's a park, I play there!
What's in your neighbourhood ?
There's a school, I learn there!



DIWALI IS HERE

Diwali is here-2
Happiness arrives, happiness is here
Diyas lighted in every house
Rangoli patterns in every house,
Diwali is here-2
Happiness arrives, happiness is here





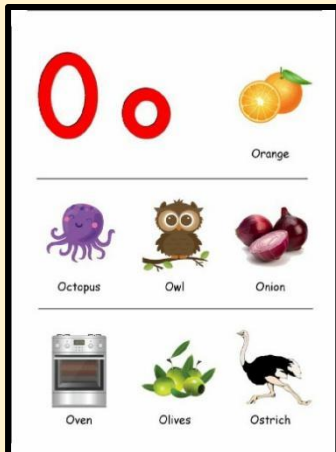
FESTIVALS

There are many festivals,
Diwali is festival of light,
Holi is of colours so bright,
Dussehra tells us what is right
These festivals are our nation's pride



RECOGNITION SKILLS:

- Recognition of letters A – R (through phonetics)
- Drilling of words beginning with the above letters A.....R For e.g A for Apple.
- Revision of the letters done so far- T,I,L,F,E,H,N,M,V,W,Y,A,X,Z,K
- Recognition of the letters – O, Q, C, G, P with phonetic sound
- Vocabulary building: words beginning with these letters




Reading from the English Reader: "Letter Delight"



Letter 'O' Reader pages: 68-71



Letter 'Q' Reader pages: 78-81



Letter 'P' Reader pages: 72-75



Letter 'C' Reader pages: 16-19



Letter 'G' Reader pages: 34-37

WRITING SKILLS

- 1) Formation of the letters – O, Q, C, G, P with the help of crayons
- 2) Pattern tracing- Revision and practice of Curves

Name : _____ Date : _____

Alphabet

Colour the pictures :

OX ONION OSTRICH ORANGE OCTOPUS

O O

Trace and write the letter 'O'

O	○	○	○	○
○	○	○	○	○

Name : _____ Date : _____

Alphabet

Colour the pictures :

QUEUE QUESTION MARK QUILT QUEEN

Q q

Trace and write the letter 'Q'

Q	○	○	○	○
○	○	○	○	○

Name : _____ Date : _____

Alphabet

Colour the pictures :

CARROT CANDLE CAKE CAT

C c

Trace and write the letter 'C'

C	○	○	○	○
○	○	○	○	○

Name : _____ Date : _____

Alphabet

Colour the pictures :

GOAT GIRL GRAPES GLOVE

G g

Trace and write the letter 'G'

G	G	G	G	G
G	G	G	G	G

Name : _____ Date : _____

Alphabet

Colour the pictures :

PARROT PENGUIN PENCIL PIG PEACOCK

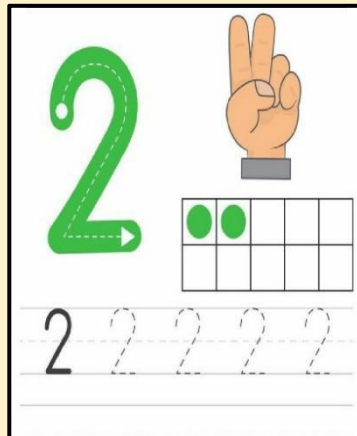
P p

Trace and write the letter 'P'

P	P	P	P	P
P	P	P	P	P

UNDERSTANDING OF NUMERICAL CONCEPTS

- Revision of numbers done so far-1, 7, 4, 9, 6, 8
- Introduction of Recognition, Value Counting , Writing of numbers 2 and 3 with the help of crayons



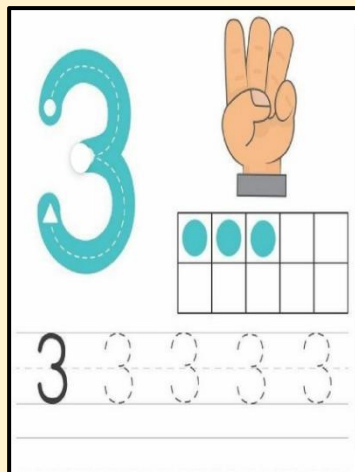

Name : _____ Date : _____

COLOUR THE NUMBER Practice tracing the number

2

2	2	2	2
2	2	2	2
2	2	2	2

Colour the group that has '2' objects.

An illustration of an elephant, two dogs, and three rabbits.

Name : _____ Date : _____

COLOUR THE NUMBER Practice tracing the number

3

3	3	3	3
3	3	3	3
3	3	3	3

Colour the group that has '3' objects.

An illustration of three bells, two bottles, and three flags.

GLOBAL HANDWASHING DAY

OCTOBER 15th

Let's Wash Our Hands!

Whoosh! Washy!
Wet our hands
Under running water
Add some soap and
Rub them hard
Don't miss any part!
Between our fingers
Under the nails
Get germs without fail
Front and back
And round the wrist
No germs will be missed!
They may hide
But we shall seek
So we will not fall sick!
Splat! Splish!
Eye bye germs
Down the drain they squish!
With clean towels
We dry our hands
Now let's show our friends!

1 Palm to palm
2 Between fingers
3 Back of hands
4 Base of thumbs
5 Back of fingers
6 Fingertips
7 Wrists
8 Rinse and wipe dry

Remember to wash our hands:

- After using the toilet
- After sneezing or coughing
- After playing with pets
- After sports or playing outside
- Before eating

Health Promotion Board

HAND WASHING STEPS

- 1 RINSE
- 2 SOAP
- 3 SCRUB 5 SECONDS
- 4 SCRUB 5 SECONDS
- 5 SCRUB 5 SECONDS
- 6 SCRUB 5 SECONDS
- 7 RINSE
- 8 DRY

© KidsCanHaveFun

Story on Hygiene and importance of Hand washing :

“Chiku Learns To Wash Her Hand”

VALUE EDUCATION AND ATTITUDE:

Being apologetic when you have done something wrong

When we teach children to apologize, we are teaching them one of the most valuable social skills. Humility does not necessarily mean lacking pride for your accomplishments but refers to having the courage to apologize when you have done something wrong.



LIFE-SKILLS

- **DECISION MAKING** – to celebrate an eco-friendly Dussehra and Diwali
- **INTER-PERSONAL SKILLS**- To forgive and to be friendly with all:

Teaching kids to be good friends will help them make lasting friendships. It is important to inculcate such a trait in kids at an early age. Forgiveness is a part of relationships.

Teaching children to forgive and forget past things and move on can make it easier to fuel a healthier mindset. Like all other aspects of moral development, forgiveness and friendliness requires coaching and instructing from both parents and teachers.

For example: Telling them about the qualities of good friends like helping each other when in need, taking care of each other etc.



FOR PARENTS

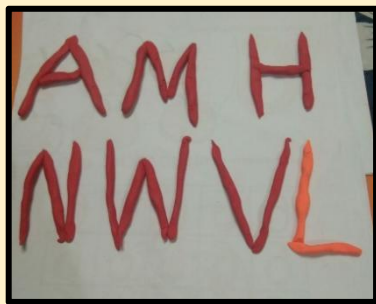
- Help your daughter to revise phonetic sounds of the letters taught in the class.

Alphabet	Phonic Sounds	Vocabulary	Alphabet	Phonic Sounds	Vocabulary
Aa	says ऐ	APPLE	Nn	says न	NEST
Bb	says ब	BALL	Oo	says ओ	OWL
Cc	says क	CAT	Pp	says प	PARROT
Dd	says ड	DOG	Qq	says क्व	QUILT
Ee	says ए	EGG	Rr	says र	ROSE
Ff	says फ	FISH	Ss	says स	SUN
Gg	says ग	GOAT	Tt	says ट	TIGER
Hh	says ह	HORSE	Uu	says अ	URN
Ii	says इ	INKPOT	Vv	says व	VAN
Jj	says ज	JOKER	Ww	says वॅ	WATCH
Kk	says क	KITE	Xx	says एक्स	X-MAS TREE
Ll	says ल	LION	Yy	says य	YAK
Mm	says म	MANGO	Zz	says ज़	ZEBRA

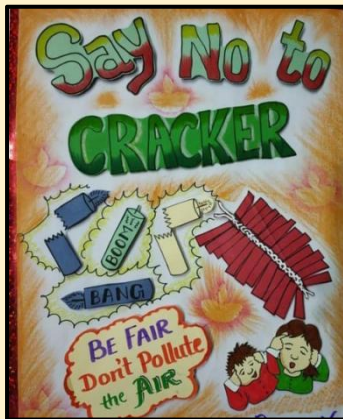
- Talk about the letters in the child's name to help her recognize letters.
For e.g. **TINA**
T- Tree, I- Ink, T- Nose, A- Apple
- Read out a short story to your daughter (discuss the story before and after reading) and also help her read the English Reader every day.



- **Play lots of sorting games to develop fine motor skills and eye-hand coordination. For e.g. sorting of pulses, sorting of fruits and vegetables on the basis of colour, button the shirt, tie shoe laces, stringing the beads, buckle and hook.**
- **Help her to identify strokes and patterns—standing, sleeping, slanting lines and curves from various sources/objects at home for reading and writing readiness.**
- **Help her to do value counting of various objects like: spoons, plates, glasses (for numbers 1, 2, 3, 4, 6, 7, 8, 9).**
- **Help your daughter to form letters and numbers with play dough.**



- **Make your daughter identify landmarks near home to help her familiarize with the place.**
- **Say No To Crackers - Make your daughter aware of the ill-effects of crackers .**



Note: Practice work given is voluntary and not mandatory

**Ms. Inderjot Kaur
Pre Primary Coordinator**