

Sadhu Vaswani International School For Girls Shantiniketan, New Delhi

Pre-Primary
Monthly Bulletin

October, 2022

Theme Of The Month PLACES AROUND US



MARKET



RAILWAY STATION




AIRPORT

Cognitive Skills

Identification – To be able to identify the landmarks near their house for safety and security.

Recognition - To be able to recognize and name objects at different places for e.g. railway track and train at the railway station, different shops in the market, etc.



Classification - To be able to classify various objects and items found in a particular place.

For e.g. rice, pulses, sugar, biscuits at grocery shop.



Differentiation - To be able to differentiate between places like market, railway station, airport on the basis of objects related to these places.

Many activities will be conducted and conversation related to these topics will be done.

Q1. Where do we go and buy household things?



Q2. Where do we see trains and railway tracks?



EXCURSION

Experiential Learning: Visit to the Market

To instill the importance of cleanliness in the children, a visit to the market has been scheduled on 28th October 2022.



FESTIVAL OF THE MONTH

Festival will be celebrated in school and their significance will be discussed.

Diwali-a festival of lights: October 2022

To reinforce creative and aesthetic skills

Puja Thali Decoration on 14th Oct, 2022



Rangoli designing on 20th Oct, 2022



Diwali Puja



Anti-Cracker Drive



Language Skills:

Conversational Skills:

To enhance conversational skills children will speak short sentences on the topic - “Market”



for example-

- There are many shops in the market like grocery shop, optical shop, chemist shop, stationery shop.
- We buy our daily and necessary items from different shops in the market.
- There is a crowd in the market.

Vocabulary Building Words

grocery shop, optical shop, chemist shop, stationery shop, bakery, worship, idols, festivals, pride, occasion, crackers, rangoli, etc.

STORY TIME

The Ant and the Grasshopper

(through activity and dramatization)

STORY SHEET - OCTOBER

The Ant and Grasshopper

In a field one summer's day a Grasshopper was hopping about, chirping and singing to its heart's content. An Ant passed by, bearing along with great toil an ear of corn he was taking to the nest.

Why not come and chat with me," said the Grasshopper. "Instead of toiling and moiling in that way?"

"I am helping to lay up food for the winter," said the Ant, "and recommend you to do the same. "Why bother about winter?" said the Grasshopper; "We have got plenty of food at present." But the Ant went on its way and continued its toil.

When the winter came the Grasshopper had no food and found itself dying of hunger-while it saw the ants distributing every day corn and grain from the stores they had collected in the summer. Then the Grasshopper knew; it is best to prepare for days of need.



Moral : Work today and reap the benefits tomorrow

PRE-PRIMARY— 5

RHYME TIME

RHYMES

October

Theme of the Month - Places Around Us
Festival - Dussehra, Diwali

My Neighbourhood

What's in your neighbourhood?
What's in your neighbourhood ?
There's a post office ,
I post a letter there.

What's in your neighbourhood ?
What's in your neighbourhood ?
There's a supermarket ,
I buy vegetables there .

What's in your neighbourhood ?
What's in your neighbourhood ?
There's a chemist,
I buy medicines there.

What's in your neighbourhood ?
What's in your neighbourhood ?
There's a library,
I read books there.

What's in your neighbourhood ?
What's in your neighbourhood ?
There's a park ,
I go and play there.

Diwali ! Diwali !

DIWALI ! DIWALI !
Diwali ! Diwali !
A time to be happy
light diyas
And crackers loud!
Is that what Diwali
Really is about
Oh! No! No! No!
Don't you know
fighting the bad with good
Helping the weak and poor
That is what Diwali is about!
let's be happy, sing and shout!
Happy Diwali! Happy Diwali!



Skills : Vocabulary enhancement, Pronunciation.

Bits Of Paper

Bits of paper,
Bits of paper,
Lying on the floor,
Lying on the floor,
Make the place untidy,
Make the place untidy,
Pick them up,
Pick them up.



Pick the bits of paper,
Pick the bits of paper,
Lying on the floor,
Lying on the floor,
Throw them in the dustbin,
Throw them in the dustbin,
Let's clean up,
Let's clean up.

दशहरा

राम जी की महिमा अपार
करो राम जी की जय-जयकार।
अपने पिता का वचन निभाया
राम गये वनवास
सीता का दुख सहन किया,
पर कभी न मानी हार।
लक्ष्मण और हनुमान को लेकर
लंका गये श्री राम
दुष्ट छली रावण को मारा
किया अधर्म का नाश
सीता को संग ले कर आए
राम अपने द्वार
खुशिया ही खुशिया फिर छाई
फिर से आई बहार।



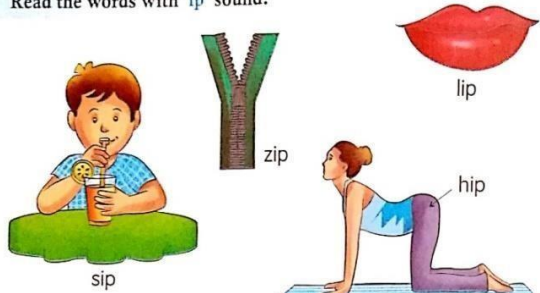
ENGLISH

Reading Skills

Revision of reading of three letter words of vowel 'a' and 'e'.

Introduction of reading of three letter words of vowel 'i' from the Reader.

Read the words with 'ip' sound.



Read the words with 'ig' sound.



Read the words with 'in' sound.



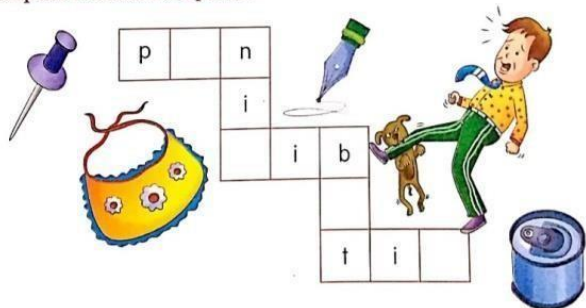
Read the words with 'ib' sound.




Look and say.

it	in	ig	ip	id	ib
fit	win	dig	dip	hid	bib
bit	pin	fig	lip	kid	nib
pit	fin	rig	zip	bid	rib
lit	bin	big	sip	did	
sit	tin	pig	rip	mid	


Complete the crossword puzzle.



Read the words with 'id' sound.

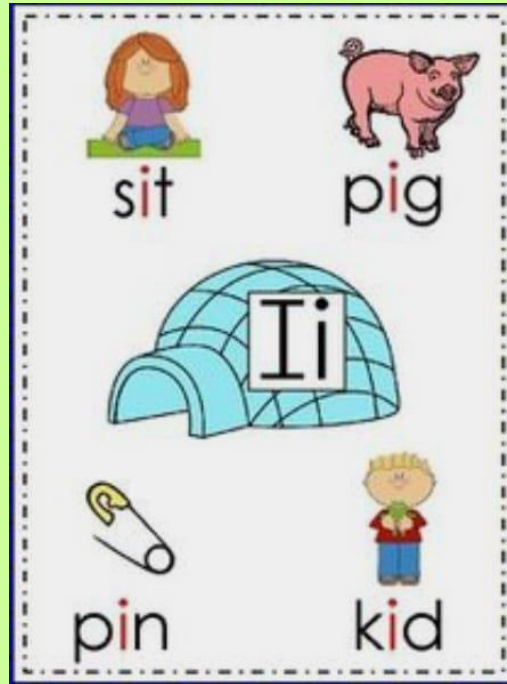


Read the words with 'ill' sound.



Writing Skills: Revision of three letter words of vowel 'a' and 'e'

Introduction of three letter words of vowel 'i' along with the pictures e.g. –



Identification: To identify the picture and circle the correct word.

Recognition: Recognize the picture and write the missing letter.

Circle the correct word for each picture.

	pin tin bin		lip zip hip
	mid bid kid		hit sit lit
	nib bib rib		win tin fin
	mig big dig		bid hic did

Write the missing letter for each picture.

l i _	_ i n	_ i n
z i _	b _ b	k _ d
m i _	l _ t	t _ n

Read the words and draw pictures.

tin


pin

lip


bib

हिंदी

- दो अक्षर वाले शब्दों की मौखिक व लिखित पहचान
- पाठ्य पुस्तक से पठन
- चित्र पहचान कर शब्द लिखो
- चित्र बनाओ
- शब्द को सही चित्र से मिलाओ
- खाली स्थान भरो



दो अक्षर वाले शब्द	
	फ + ल = फल
	व + न = वन
	न + ल = नल
	घ + र = घर
	ब + स = बस
	र + थ = रथ
	ह + ल = हल
	ग + ज = गज
	ज + ग = जग
	ध + न = धन



Analytical Skills: To develop quantitative analysis.

MATHS: Revision of concepts


- After and in between
- Counting 1-50
- Backward counting 30-1

Recap 


Write numbers 1-50.



10 50

Practice 


Write the numbers that come **after** the given numbers.



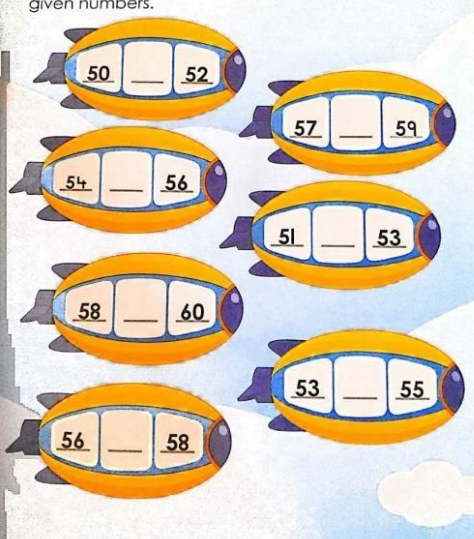
55 57

59 56

53 51

Practice 

Write the numbers that come **between** the given numbers.



50 52

57 59

54 56

51 53

58 60

53 55

56 58

Introduction of

Serial counting 51-60


Write the numbers in tens and ones for 51-60.







Tens	Ones	Tens	Ones	Tens	Ones	Tens	Ones
5	1						
5	2						
5	3						
5	4						
5	5						
5	6						
5	7						
5	8						
5	9						
6	0						

Backward Counting 40-1

40	39	38	37	36	35	34	33	32	31
30	29	28	27	26	25	24	23	22	21
20	19	18	17	16	15	14	13	12	11
10	9	8	7	6	5	4	3	2	1

What comes before

 Write the number that comes before the given number.

---		---	
---		---	
---		---	

GLOBAL HANDWASHING DAY

OCTOBER 15th



7 STEPS TO HAND HYGIENE

STEP 1  Rub Palms together

STEP 2  Rub the back of both hands

STEP 3  Interlace fingers & rub hands together

STEP 4  Interlock fingers & rub back of fingers of both hands


STEP 5  Rotational rubbing of right thumb clasped in Left palm and vice versa

STEP 6  Rub fingertips on palm For both hands

STEP 7  Rub both wrists in a rotating manner up to forearm. Rinse and dry thoroughly

Value Education and Attitude: To be sensitive towards our surroundings (not to litter around; keep our surroundings - like our market, our playgrounds etc. clean.)

Cleanliness Drive: Students will make paper bags to symbolize the need of saying no to plastic and spread awareness among family and friends.



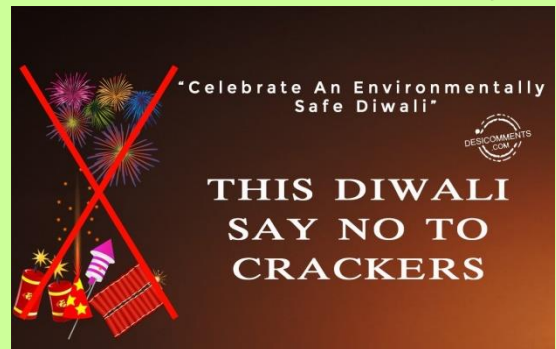
Let's join hands to keep our surroundings clean!



Life-Skills: Pollution free Dussehra will be promoted by not burning the effigy of Ravana.



Say no to crackers- Children need to be encouraged to celebrate a Green Diwali that is free from noise and pollution. Thus they should try not to burst crackers.

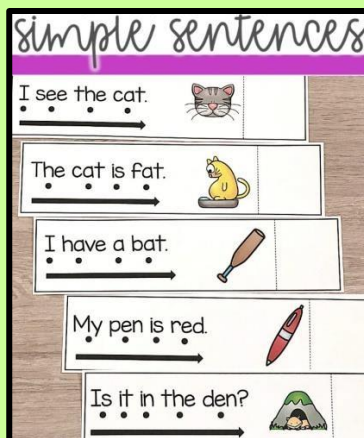


Decision making: Through the cleanliness drive, students will learn that all the trash has to be put in the dustbin and will be motivated to use eco-friendly products.



For Parents

- Encourage your daughter to converse in English using simple sentences, for example:
I sleep on my bed.
Spread the mat.
- Motivate your daughter to read and construct simple sentences in English.



- Kindly reinforce the significance of the festival of the month- Dussehra and Diwali
- Say no to crackers- Make your daughter aware of ill-effects of crackers.
- Inculcate the habit of carrying cloth or paper bag while going out to the market.
- Use bins and if they are not installed, carry the garbage till you get a place to dispose it.
- Reinforcement of landmarks near school and home to help her familiarize with the places.

Note: Practice work given is voluntary and not mandatory

Ms. Inderjot Kaur
Pre-Primary Co-ordinator