

**SADHU VASWANI INTERNATIONAL SCHOOL FOR GIRLS**  
**SHANTI NIKETAN, NEW DELHI**










NOVEMBER, 2022











Monthly Bulletin Pre- PRIMARY







**TOPIC: ANIMALS AND BIRDS**

**COGNITIVE SKILLS**  
**Identification-**



**ANIMALS-** To be able to identify animal (s) which:



1	Gives us milk	 COW	 BUFFALO	 GOAT
2	Help us to plough the fields	 BULLOCK/OX		 HORSE
3	Can be domesticated	 COW	 BUFFALO	 HORSE
4	Is called 'The Ship of the Desert'	 CAMEL		

<p><b>5</b></p>	<p>Are found in the jungle (wild animals).</p>	 <p><b>ELEPHANT</b></p>	 <p><b>RINOCEROUS</b></p>	 <p><b>HIPPOPOTAMUS</b></p>
		 <p><b>DEER</b></p>	 <p><b>BEAR</b></p>	 <p><b>FOX</b></p>
		 <p><b>WOLF</b></p>	 <p><b>MONKEY</b></p>	<p><i>etc.</i></p>
<p><b>6</b></p>	<p>Can jump from tree to tree.</p>	 <p><b>MONKEY</b></p>		
<p><b>7</b></p>	<p>Is the tallest.</p>	 <p><b>GIRAFFE</b></p>		

8	Runs Fastest	 <p style="text-align: center;"><b>CHEETAH</b></p>		
9	Can eat only grass and leaves.	<div style="display: flex; justify-content: space-around; align-items: flex-start;"> <div style="text-align: center;">  <p><b>GOAT</b></p> </div> <div style="text-align: center;">  <p><b>COW</b></p> </div> <div style="text-align: center;">  <p><b>BUFFALO</b></p> </div> </div> <div style="display: flex; justify-content: space-around; align-items: center; margin-top: 20px;"> <div style="text-align: center;">  <p><b>GIRAFFE</b></p> </div> <div style="text-align: center;">  <p><b>DEER</b></p> </div> </div>		

**BIRDS- Identify bird (s) who –**

1	Is the national bird and dance when it rains	 <p style="text-align: center;"><b>PEACOCK</b></p>	
2	Can talk like humans on being trained	 <p style="text-align: center;"><b>PARROT</b></p>	

3	Can see only in night	 <b>OWL</b>
4	Is the fastest running and largest bird	 <b>OSTRICH</b>

## Recognition-

Animals and their young ones



**CAT-KITTEN**




**DOG - PUPPY**



**DUCK- DUCKLING**

**Identification**- To identify animals and their homes. E.g.-





# Differentiation -

Between Pet, wild and domestic animals



## PET ANIMALS



## **Classification** - Classify animals and birds on the basis of legs:

1.	<i>without legs</i>	<i>E.g. - snakes, fish</i>
2.	<i>two legs</i>	<i>E.g.-birds like crow, sparrow, etc.</i>
3.	<i>four legs</i>	<i>E.g. - lion, dog, lizard, crocodile.</i>
4.	<i>six legs</i>	<i>E.g.- insects like ant, ladybird, cockroach</i>

## **Things we get from animals/birds/insects-**

1.	<i>Cow, goat, buffalo</i>	<i>Milk</i>
2.	<i>Sheep</i>	<i>wool</i>
3.	<i>Hen</i>	<i>eggs</i>
4.	<i>Honeybees</i>	<i>Honey</i>
5.	<i>Fish</i>	<i>fish oil</i>
6.	<i>Silkworm</i>	<i>silk</i>

# Their eating habits-



# ***Experiential Learning -***

*(Multi-Sensory Learning)*

## ***Visit to the Farm(29<sup>th</sup> November '22)***

**LET'S PLAY ON THE SWINGS!**



**WOW! PLAYING ON THE TRAMPOLINE IS SO MUCH FUN!**





## HAVING FUN WITH THE ANIMALS!



**OBSERVING VARIOUS PLANTS LIKE TULSI, PUDINA ETC.**



**LET'S PLAY IN THE SAND AND ENHANCE OUR MOTOR SKILLS!**



**MILKING THE COW**



# CELEBRATIONS OF THE MONTH

## 1) Gurupurab : 7th November 2022



## 2) Children's Day: 14 th November 2022

*Fun games will be organized.*



### 3) Our Founder- Sadhu T.L.Vaswani's Birthday: 25th Nov 2022




**Sadhu Vaswani's Birthday will be celebrated on 25th November as Meatless Day and Animal Rights Day.**

### *SAVE ANIMALS----AN ACTIVITY*



# Meatless Day and Animal Rights Day



## Listening and Speaking Skills

Conversation on the topic 'Animals & Birds' (children will speak short sentences on how to save animals & birds).

### Story Session – The Hunter and the Pigeons (Puppet show on 4th Nov 2022)


STORY SHEET - NOVEMBER

### The Hunter and the Pigeons

One day a hunter went out to catch birds. He spread out a net on the ground. He put rice all over the net. Then he hid in a bush nearby. Soon some pigeons came flying by. They saw the rice. They flew to the ground. They began to eat the rice.

The hunter in the bush saw the pigeons eating the rice. He pulled the string of the net. The pigeons were caught in the net. The pigeons had a leader. He said to the pigeons, 'We are caught in a hunter's net. Don't get afraid. Do what I say. Then you will be saved.' 'We will do what you say,' said all the pigeons.

'Fly together up in the sky' said the leader. All the pigeons flew up. They took the net off the ground. The hunter ran after them. But he could not catch them. The leader said, 'We have got away from the hunter. But we have not got away from the net. Let us go to our friend, the mouse. He will help us. They flew down to the ground. They found the mouse in his hole. Then the leader said, 'Friend mouse, will you help us?' 'Most gladly!' said the mouse. With his sharp teeth he cut through the net. He set all the pigeons free.



Moral: Unity is Strength.

PRE-PRIMARY— 6



# RHYMES

## Recitation: Rhymes related to the topics

### RHYMES

November

Theme of the Month - Animals and Birds

### मछली रानी

मछली की तुम सुनो कहानी  
मछली जो थी जल की रानी।  
घाट-घाट का पीती पानी  
करती थी अपनी मनमानी।  
बात न उसने मेरी मानी।  
झट से कर दी नादानी।  
खाने के लालच में उसने  
मछुआरे की चाल न जानी।  
फँसी जाल में मछली रानी  
आई याद उसे भी नानी।

### Old MacDonald

Old MacDonald had a farm  
E-I-E-I-O!  
And on that farm he had  
some cows  
E-I-E-I-O!

With a moo-moo here and a  
moo-moo there,  
Here a moo, there a moo,  
Everywhere a moo-moo!  
Old MacDonald had a farm  
E-I-E-I-O!

(Similarly repeat the rhyme  
for the given animals)

Chickens - chick-chick  
Pigs - oink-oink  
sheep - baa-baa  
horses - neigh-neigh

### मोटा कालू

एक मदारी लाया भालू, नाम था उसका मोटा कालू।  
लम्बे-लम्बे काले बाल, धीमी-धीमी उसकी चाल।  
था इतना वो हट्टा-कट्टा, फिर भी मुँह पर बाँधे पट्टा।  
जब मदारी पैसा पाए, डम-डम, डम-डम, डम।  
मोटा काला भालू नाचे छम-छम, छम-छम, छम।




Skills : Vocabulary enhancement, Pronunciation.


PRE-PRIMARY - 6

# READING SKILLS


Read the words with 'ox' sound.



ox



box



fox

Look and say.

op	og	ox	od	ob	ot
top	dog	ox	nod	mob	cot
mop	fog	fox	rod	sob	pot
hop	log	box	pod	nob	hot
pop	hog	pox	god	job	lot
cop	jog		cod	lob	dot

Read the words with 'ot' sound.



pot



dot



lot



cot



hot

Read the words with 'od' sound.



pod



rod



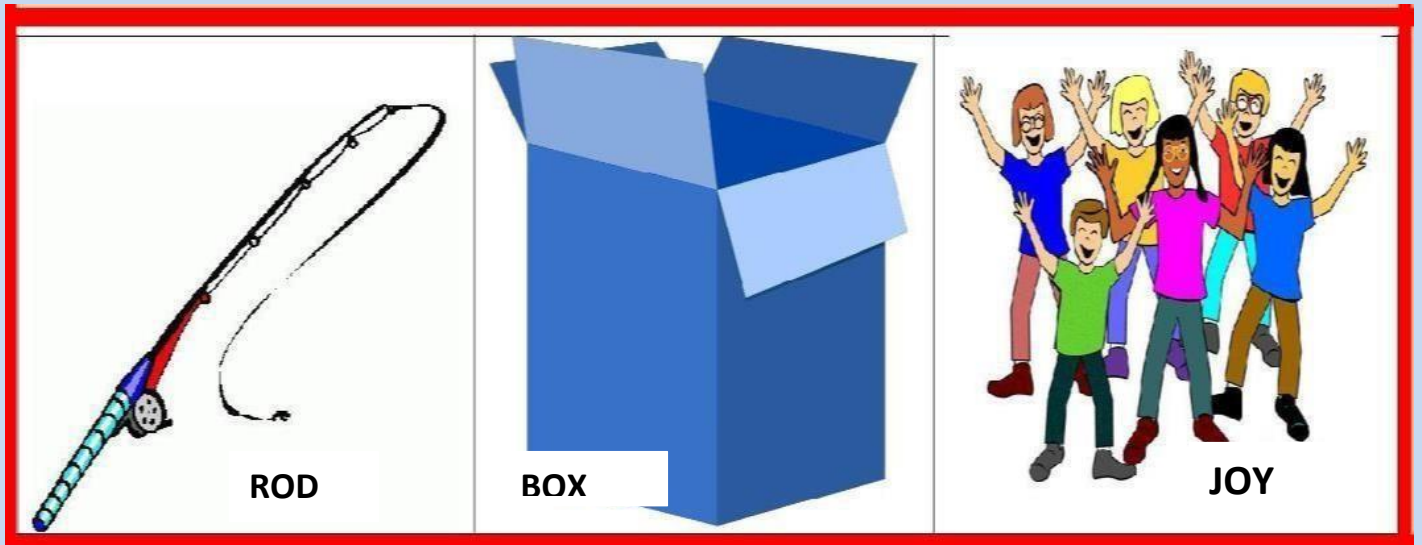
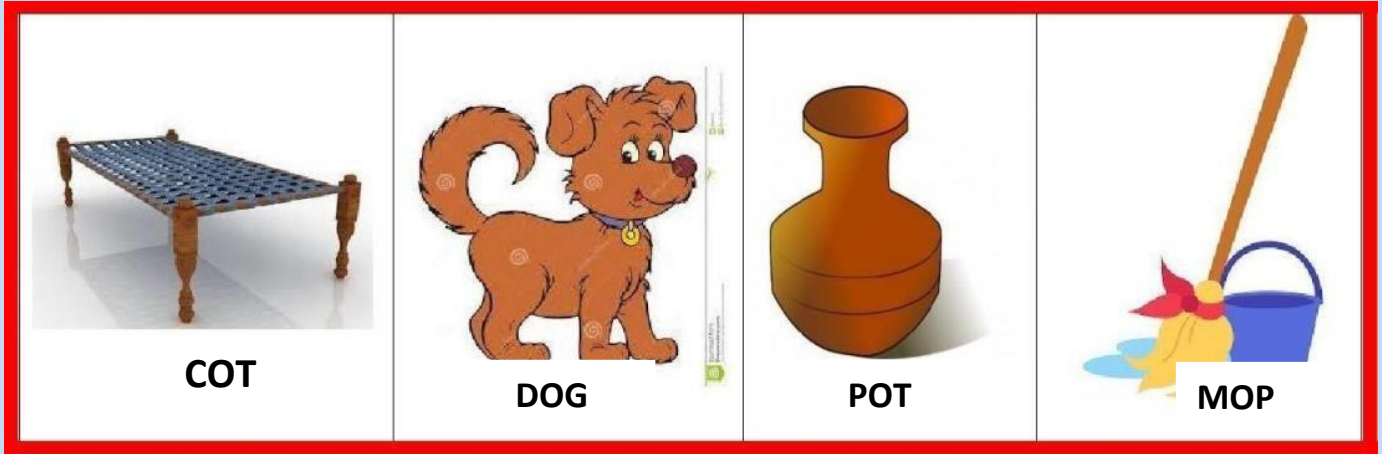
cod



nod

• Reading of three letter words of vowels “a, e, i and o” from the Reader (textbook)

Weave a story using the given pictures



# WRITING SKILLS








- Revision of three letter words of vowel "a, e, i"
- Introduction of three letter words of vowel 'o' along with the pictures.

# Identification: To identify the picture and write the correct word.

Recognition: Recognize the picture and match it with the correct word.







*Date* \_\_\_\_\_  
*Page No.* \_\_\_\_\_

Name the picture

	- log
	- top
	- dot
	- mop
	- box
	- cot
	- pot

*Date* \_\_\_\_\_  
*Page No.* \_\_\_\_\_

Match

	dot
	top
	pot
	box
	log
	cot

*Note: The matching exercise shows red lines connecting the pictures on the left to the words on the right. The connections are: Log to Top, Top to Box, Box to Dot, Dot to Pot, Pot to Log, and Log to Cot. The word 'cot' is not connected to any picture.*

# हिंदी -

- \* दो अक्षर वाले शब्दों का अभ्यास
- \* दो अक्षर वाले शब्दों से वाक्य
- \* पाठ्य पुस्तक से पठन व लिखित अभ्यास (पृष्ठ: 13- 16)
- \* वाक्य बनाओ
- \* वाक्य पूरा करो
- \* तीन अक्षर वाले शब्दों की मौखिक पहचान

## दो अक्षर के वाक्य

पढ़ो और बोलो।

जल भर।  
घर चल।  
मत कर।  
डर मत।

चल उठ।  
सब रख।  
मत चल।  
पत्र पढ़।

बस पर चढ़।  
अब फल चख।  
छल मत कर।  
झट पट उठ।

रथ पर घर चल।  
फल छत पर रख।  
डर मत घर चल।  
नल पर जल भर कर घर चल।

## SKILLS

To develop quantitative ANALYTICAL SKILLS

## MATHS

Revision of-

- written counting 1... .....60
- back counting 40.....1
- what comes after, in between, before













Before	Between	After
○ ← 3	1 ○ 3	5 → ○
○ ← 6	6 ○ 8	9 → ○
○ ← 2	8 ○ 10	7 → ○
○ ← 8	3 ○ 5	2 → ○
○ ← 10	7 ○ 9	8 → ○
○ ← 5	4 ○ 6	1 → ○

## Introduction of-

- Counting 61—70
- back counting 50-1
- concept of greater than, equal, and their signs for e.g.  $5=5$ ,  $9>5$ ,  $16<22$



Fill in the blanks using  $>$  or  $<$  or  $=$

16		$>$	14	23		20
33			37	29		29
43			49	42		41
48			36	25		40
38			38	42		48
28			19	20		18

## Value Education: To be Compassionate :

Students will be encouraged to have compassion and empathy for animals and birds. Eg: To keep a bowl outside their homes with food and water for birds.



## Attitude: Being Humble and Sensitive:

Students will be motivated to extend justice, kindness, and mercy to animals and birds. Example: We should not hurt stray dogs



## Life-Skills: Inter-Personal (Caring and Sharing) :

Students will learn to take care of animals and birds around them. They will also learn to take care of their needs and share food with them.



## For Parents

- Teach your daughter to be compassionate and caring towards birds and animals.



1. Keep a bowl of water and grains on your terrace or outside your house to feed the birds.





2. Tell her a story with the moral of 'caring for birds and animals'



3. Kindly make them read three letter words in English and two letter words done in Hindi on daily basis.

4. Kindly reinforce the significance of the festivals of the month-

# Gurupurab

#Meatless and Animal Rights Day

# Children's Day

5. Gurupurab celebration on 7<sup>th</sup> of November 2022.

6. Save Animals- Mask Making will be done on 11<sup>th</sup> November 2022.

7. Children's Day celebration will be on 14<sup>th</sup> November 2022.

8. Please prepare the children for Fancy Dress Show on 15<sup>th</sup> November 22 for Section Acers and Bellflower and on 16<sup>th</sup> November 22 for Creators.

9. Kindly prepare the children for Health Promo-Jingle Competition on Vegetarianism on 21<sup>st</sup> November 2022.

10. Kindly revise topics done in General Awareness for Quiz, which will be on 25<sup>th</sup> November 22.

11. Students will go on Excursion on 29<sup>th</sup> November 22.

**Please note: Practice work given to students is voluntary, not mandatory.**

Ms.Inderjot Kaur

Pre Primary Coordinator