

Summer Vacation

Holiday Homework

Grade 1





“The holiday season is a perfect time to reflect on blessings and take out ways to make life better for those around us”.

Summer vacation is the most awaited time for both kids and parents. However, this time it is different as kids are not attending school. It becomes all the more important to keep them active. We have tried to keep "Summer Holidays Homework" simple and informative but interesting as well, so that kids love to spend their time in completing it.

Here are few suggestions for parents:-

- Make sure that you are spending quality time with your wards amidst this tensed environment. It is very important to keep their anxiety at minimum.
- Giving them small responsibilities in household chores will aid them to be independent.
- Teach them the importance of moral values in their life.
- Keeping in view the prevailing situation, indulge yourself in various indoor games with them.

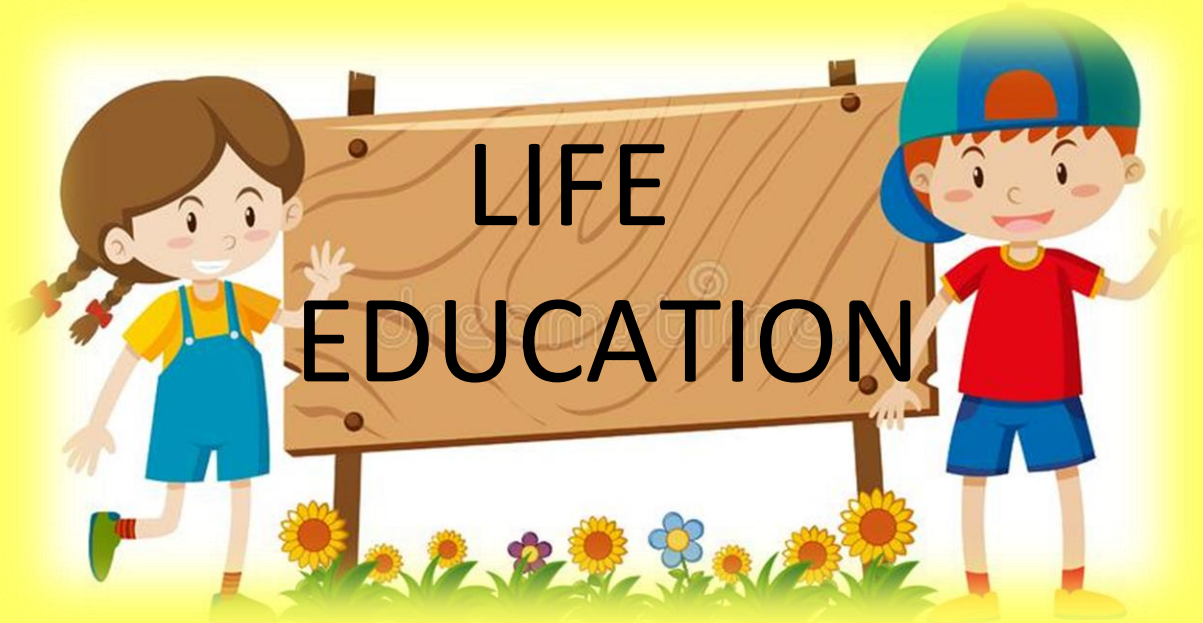
We cannot overlook the fact that the Summer Holidays are the time to relax and revive. While the entire world is struggling hard in recovering from the pandemic COVID-19, we together will have to make it sure that our youth is least effected from the panic around. So, make these holidays memorable for them by providing a nurtured and stimulated environment at home which is full of fun, excitement, and learning.

Please note:

- ✓ Use resources (rough notebook, ruled/coloured sheets) only which are available at home to complete all Holidays Homework.
- ✓ Prepare a systematic timetable and follow it religiously from the very first day.
- ✓ Allow them to complete homework on their own under your guidance.

Wish you all a fun filled, safe and healthy holidays ahead!





Life Education helps one to think clearly and positively, cultivate positive personalities and form positive connections leading to individual and societal progress, nation-building and global citizenship. Now that you have read the first two chapters of the life education book 'Clear light', it is time to do some activities.

Chapter- 1 'My Loving Family and I'

- Complete the worksheets given on page number 3 & 4 of the textbook.
- For a quick self- assessment, do page 5 of the textbook.
- Family Time: Before going to bed, read a bedtime story with your grandparents or parents.

Chapter- 2 'Helping Others'


- Complete the worksheets given on page number 8 & 9 of the textbook.
- For a quick self-assessment, complete page 10 of the textbook.
- Life Skills:
 1. Help your parents in keeping your house clean.
 2. Help your mother to lay the table.
- Kindness Time: Thank all the people who help you by making a THANK YOU card for them.




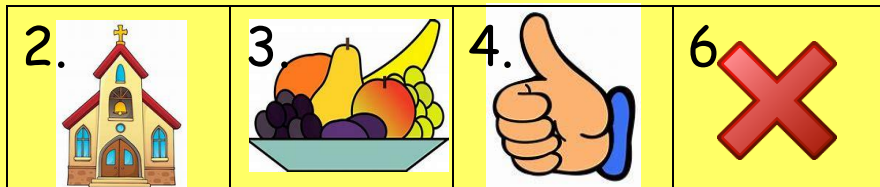
Fun with Sounds

Complete the given crossword puzzle with help of pictures.

Across



Down



Colour the bubbles with long vowel words

fruit

speed

cut

slim

slide

Fred

train

lips

bring

bowl

throw

chew

sling

dress

long

toe

slow

crust

put


band









leaf

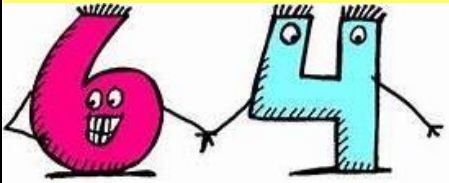


Math

Fun with Subtraction



	7	5	8	q	6	5	4	6		7
<h3>Turtle Take Away</h3> <p>a game for 2 – 4 players Need: counters, dice</p>										q
5	7		4	6	q	7	8	4	5	
q	<p>Take Turtle to visit his friend the Octopus. Each player puts a counter on the Turtle. Players take turns to roll a dice. The player takes this number away from 10 and then moves to the next space that has this answer.</p>									
	6	4	7	q	8	5	4		8	7
<p>For Example: If a player throws 4, $10-4=6$ so the player would move to the next space with 6. If you land on a shell have another turn. The first player to reach the Octopus is the winner.</p>										6
	6	8	4		q	7	5	q	8	



Number Bond Clown



Find the missing number bond and colour the clown with it.

Brown: $9 + \underline{\quad} = 10$

Red: $8 + \underline{\quad} = 10$

Yellow: $7 + \underline{\quad} = 10$

Green: $6 + \underline{\quad} = 10$

Blue: $5 + \underline{\quad} = 10$


Orange: $4 + \underline{\quad} = 10$

Black: $3 + \underline{\quad} = 10$

$4 + 6 = 10$



E.V.S.



My Family Word Search

Find the words and mark them with colour pencils.

mother, sister, father,
me, grandfather,
brother, grandmother,
cousin, aunt, uncle

g	r	a	n	d	f	a	t	h	e	r
r	q	u	b	c	a	f	k	t	p	b
a	s	n	i	g	t	g	u	k	v	r
n	p	t	d	z	h	h	k	o	u	o
d	b	r	y	m	e	p	c	w	n	t
m	o	t	h	e	r	n	o	m	c	h
o	l	m	n	x	u	e	u	p	l	e
t	a	h	l	y	s	i	s	t	e	r
h	i	l	p	r	w	e	i	s	f	u
e	q	w	e	d	z	w	n	k	h	p
r	u	o	e	t	b	o	e	y	o	r



Body Parts and Sense Organs



1. Fill in the blanks with the correct body part and match it with the picture.

We can run really fast. We can march to the beat. We can stomp. We can tap. We can march with our _____.




To our chin, it is North. To our nose, it is South. We can smile. We can speak. We can eat with our _____.

They can help us work hard- And complete all our plans. We can wave. We can shake. We can clap with our _____.



We come in a pair, without us, you couldn't wear sunglasses! We rhyme with cheers! What are we?

2. Draw the things that you can see on a beach and colour them.



हिन्दी

चित्र के नाम लिखकर वाक्य पूरे कीजिए-

महक उधर चल।



.....

चखकर



..... चल।



..... पहनकर



..... खा।



..... रखकर



..... ला।

ताज़ा ताज़ा



..... खा।



..... लगाकर बाहर जा।

बाज़ार जाकर



-..... ला।

मानव



..... चला।

आलम सड़क पर जाकर



-..... बजा।

आरव घर जाकर



.....

खा।



..... जलाकर हाथ गरम कर।

('अ/आ' की मात्रा)

चित्र देखकर निम्न वर्ग पहेली में उनके नाम ढूँढो और खानों में रंग भरों :-



पा	ल	क	क्ष	बा	द	ल
य	ग	ल	क	ल	अ	ड़
ल	च	म	ग	ज	र	का
न	छ	प	मा	उ	च	ड़
द	त	ब	ला	छ	क	इ
इ	अ	ट	ब	ता	ला	ब
ज	वा	न	ख	ला	ढ	स



PREVENTING THE SPREAD OF COVID-19



Cover your cough or sneeze with a tissue or with the bend of your elbow



Avoid touching your eyes, nose and mouth



Avoid close contact with sick people



Disinfect regularly touched objects



Wash your hands using soap and water



Use an alcohol-based hand sanitizer