

# Summer Vacation Worksheets

## (2020-21)

### Class III



## Math

### Addition and Subtraction Crossword

Work out the answers to the given sums in the notebook and then put them in the crossword given below.

#### CROSS

1)  $7443 - 873 =$  \_\_\_\_\_

2)  $2885 + 3958 =$  \_\_\_\_\_

3)  $8611 - 6517 =$  \_\_\_\_\_

4)  $6004 - 2592 =$  \_\_\_\_\_

5)  $2294 + 461 =$  \_\_\_\_\_

#### DOWN


6)  $1007 + 1954 =$  \_\_\_\_\_

7)  $4444 + 66 =$  \_\_\_\_\_

8)  $8883 - 2578 =$  \_\_\_\_\_

9)  $1183 + 7449 =$  \_\_\_\_\_

10)  $8864 - 3976 =$  \_\_\_\_\_





## A Place Value Party

Q1. I can make 4 digit numbers and write them in order.

### Instruction:

\*Roll a dice. Repeat this three more times, keep writing the digits, You should now have a 4 digit number.

TH	H	T	O

Number

Odd or Even

Expanded Form

Word Form

+ 10	- 10	+ 100	- 100

Q2. Jason scored 4364 points playing a game. Matt scored 2623 points. Wilson scored 2610 points. Which lists these numbers in order from least to greatest? (Circle and shade your answer)

- |         |      |      |
|---------|------|------|
| a) 4364 | 2623 | 2610 |
| b) 2623 | 2610 | 4364 |
| c) 4364 | 2610 | 2623 |
| d) 2610 | 2623 | 4364 |

## English


1. On an A4 size sheet draw a comic strip or write a story about yourself as a superhero who defeats his worry / problem / Covid-19.



2. Noun Town – On an A4 size sheet, design an imaginary town which you would like to visit.


Name each place with a Proper Noun.

Give any name to your town, streets, roads, rivers, mountains etc. Keep in mind the capitalisation rules for Proper Nouns.



**3. A world of Collective Nouns- Draw and describe a scene with your favourite collective nouns. It can include groups of people, animals and things. Use as many collective nouns as you can to describe the scene.**

**For example-** There was a beautiful range of mountains. A pack of wolves was howling. A tribe of natives heard this sound from a distance and came to see.

This image shows a blank sheet of white paper with horizontal ruling lines. The lines are evenly spaced and extend across the width of the page. There are no margins, text, or other markings on the paper.

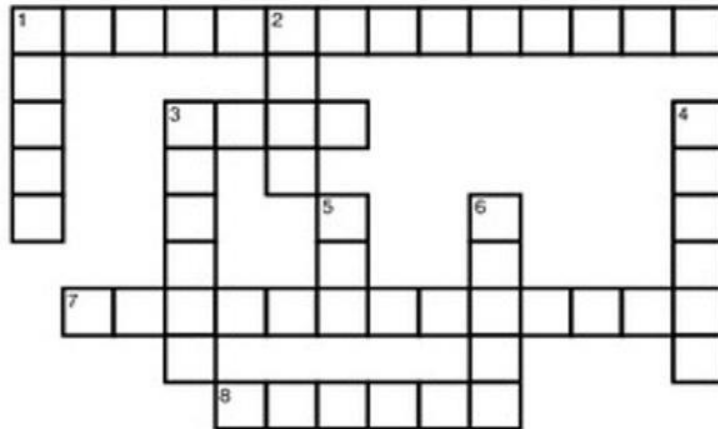
## EVS

### The Wonderful Plant

#### What Do Plant Parts Do? Crossword Puzzle

Using the across and down clues, write the correct word in the numbered grid.

Plants

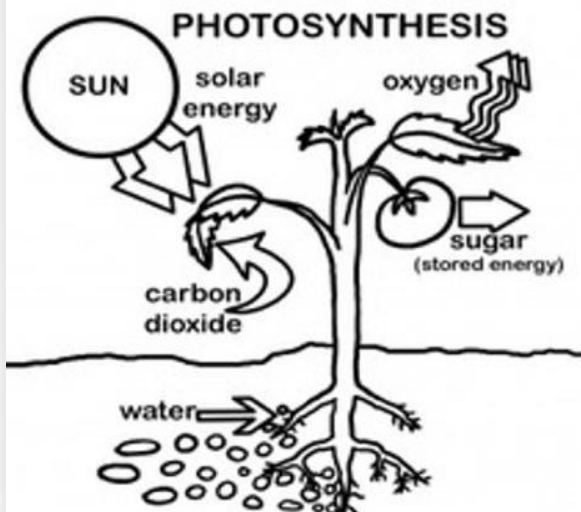


#### Across

1. Plants make their food with this process.
3. A "transport system".
7. Plants need this gas for photosynthesis.
8. Where most plants make their food.

#### Down

1. A kind of kingdom.
2. Holds the beginning of a new plant.
3. Product of photosynthesis (along with oxygen).
4. Plants produce this.
5. Source of energy.
6. Used by many plants to take in water and minerals.



## Planet Riddles

- 1) I am the planet that everyone calls “Red”,  
But really my soil is rust-colored instead.

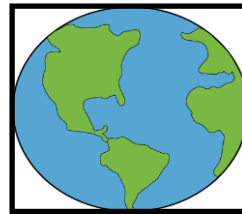
Which planet am I? \_\_\_\_\_



- 2) With over 63 moons, you might say I have a lot.  
Look with a telescope to see my big, red spot.  
Which planet am I? \_\_\_\_\_

- 3) I'm blue and green and a little brown.  
I'm a small planet with life all around

Which planet am I? \_\_\_\_\_

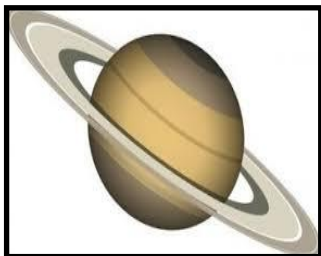


- 4) I was once called a planet, but not  
any more. Now I'm just a “Dwarf Planet,”  
but too important to ignore.

Which planet am I? \_\_\_\_\_

- 5) Look very close to the sun and  
you'll spot, a tiny, cratered planet that  
has no atmosphere.

Which planet am I? \_\_\_\_\_



- 6) When it comes to size, am number  
two. I have bright rings. That's an  
easy clue.

Which planet am I? \_\_\_\_\_



## Life Skills

Life Skills empower the ability to think abstractly and approach problems from multiple angles to find practical solutions, and the skill to communicate clearly and effectively among the learners. After reading the first three chapters of the life education book 'Clear Light', we would want you to do some activities.



### Chapter 1: Being Sensitive

- ✧ Complete the worksheet given on page 3, 4 and 5 of the textbook.
- ✧ Collaborate with your group to complete page 6 of the textbook wherein each child will answer a question. You may record the responses on an A-4 sized sheet.
- ✧ **Family Time-** Interview each of your family member to know the most humble person they have met in their life.



### Chapter 2: Say 'I am Sorry'

- ✧ Complete the worksheet given on page 10 and 12 of the textbook.
- ✧ For a quick self assessment, do page 11 of the textbook.

**Self- Introspection Time** - To know yourself better complete page 13 of the textbook.



### Chapter 3: Working Together

- ✧ Complete the worksheet given on page 17,18 and 19 of the textbook.
- ✧ Complete page 20 of your textbook by sharing your experience of working in groups for completion of the projects assigned to you.

**Appreciation Time** : Make a list of responsibilities taken up by each family member in your home and write their names for the role taken up by them and appreciate them for all the things they have been doing so far. Thank each family member for playing their role so well and offer them help in doing some household chores like watering the plants, folding clothes, filling the water bottles etc.