



Theme: Sikkim

Class IV

S. No.	Name of the Activity	Description	Learning Outcome(s)	Nature of the Activity (individual/group/pair)	Subject Integration
1.	Travel Itinerary Planning	<p>Considering the current scenario, we all are excited to travel after the Coronavirus times are over. Plan an imaginary trip with your group members to Sikkim. Prepare a 7-10 day itinerary (day-wise) that includes the following things:</p> <ul style="list-style-type: none">• where all would you travel• the distance that you would travel each day• which all tourist attractions would you visit• which all activities would you do	<p>Students will be able to:</p> <ul style="list-style-type: none">• gather knowledge about the diverse cultural heritage of Sikkim.• have hands-on experience of exploring the state of Sikkim.• Enhances mathematical intelligence.	Group	Mathematics, Social Science
2.	Crafts of Sikkim	<p>The craft work and the craft men of Sikkim are famous all over the country. Students will make any one of the following craft items:</p> <ul style="list-style-type: none">• Jute Decorated Flower Vase (a waste bottle/jar and jute)	<p>Students will be able to:</p> <ul style="list-style-type: none">• understand the importance of Recycle and Reuse.	Individual	Art and Craft

- Table Mat (through weaving)



For the flower vase, children will take an empty glass/plastic bottle/jar. Wrap jute around it with the help of glue. Make designs on it using jute/paper quilling, paper/cloth cut outs, lace or wool. Picture attached for reference:




For the table mat, children will take an old table mat or a cut out of paper/cardboard for base and create weaving patterns using ribbon, jute or wool. Pictures attached for reference:




- have hands-on experience of the making of handicrafts popular in the state of Sikkim.
- learn about the culture of carpet weaving by women in the state of Sikkim.

					
3.	Mandala Art	<p>Buddhism is the major religion of Sikkim. Buddhist monks spend years learning Mandala Art and spend their time in the monasteries drawing beautiful mandalas. Mandala Art is a detailed art that uses geometric figures and patterns. Create a Mandala Art using a black pen/sketch pen/pencil on a white A4 sized sheet. Pictures are attached for reference:</p> 	<p>Students will be able to:</p> <ul style="list-style-type: none"> • Define and understand the relevance of Buddhism as well as its teachings. • Emphasizes on Spatial Intelligence. • Understand the importance of Mandala Art for a monk. 		Mathematics, Art and Craft

					
4	Culinary Skills	<p>Our little master chefs will prepare a Sikkimese cuisine at home. While choosing a dish, following parameters are to be kept in mind:</p> <ul style="list-style-type: none"> • Reason for choosing the dish. • Ingredients to be used. • Nutritional value of the ingredient and the food group that they belong to. • Quantity used and servings. • What did the child enjoy the most while preparing this dish and who helped in the preparation. <p>Click the pictures while making the dish, assembling the ingredients and the final dish.</p>	<p>Students will be able to:</p> <ul style="list-style-type: none"> • Understand the importance of nutrition. • Enrich the parent and child bond. • Hone their motor skills. • Measure and enhance their mathematical intelligence. 	Individual	English, Mathematics and Science

5	Sikkim- Unboxing the unknown facts.	<p>You can either make a power point presentation or any innovative method of putting down the below information (scrapbook/web cluster/poster or any other):</p> <ul style="list-style-type: none"> • Where is Sikkim located? • Special attractions of Sikkim • Language spoken in Sikkim • Religion followed • Types of soil found and its uses/what is it suitable for. • Main rivers of Sikkim • Highest peak in Sikkim <p>Flaura n Fauna- Sikkim is known for the astonishing variety of beautiful birds, animals and flowers.</p> <p>State some interesting facts about Sikkim's rich bio-diversity. You may also paste pictures.</p>	<p>Students will identify the beauty of Sikkim and develop their naturalist intelligence.</p> <p>Students will be able to:</p> <ul style="list-style-type: none"> • Develop compassion and appreciation for the environment, plants and animals. • Collect knowledge about the various religions and cultures. • Build-up their creativity. 	Group	Science, Social Science and Art
---	--	---	--	-------	--

6	<p>Collecting the facts and presenting in the following forms:</p> <p>Creative Writing (Group I and III)</p> <p>Poetic Verse (Group II and IV)</p> <p>Song (Group V and VI)</p>	<p>Student will collect the facts s on the following topics related to Sikkim:</p> <p>Teachings of Buddhism as Lord Buddha is widely worshipped in the state.</p> <p>Sikkim-Temi Tea Estate- India's First Organic State.</p> <p>Sikkim- Travellers' Paradise.</p> <p>Sikkim- Valley of Rice.</p>	<p>Students will be able to:</p> <ul style="list-style-type: none"> enrich their writing skills. gather knowledge about the various aspects of the state. will get awareness about why Sikkim is entitled to various titles. become Nature smart. become language smart become word smart become musically smart <p>Students will be able to:</p> <ul style="list-style-type: none"> Learn a lot about the state - its various art forms, land forms, cuisine, costume, flora and fauna etc. become nature smart. art smart. spatial smart. Intra personal intelligent. 	Individual	English, Performing Arts and Social Science
7	<p>Collecting Pictures related to Sikkim and presenting it as Landscape Depiction.</p>	<p>Students will collect various pictures related to Sikkim and will present it as a landscape on an A4 or A3 size sheet.</p> 		Individual	English, Art and Social Science

8	सिक्किम राज्य के प्रति पर्यटकों का ध्यान आकर्षित करने के लिए विज्ञापन तैयार कीजिए।	<ul style="list-style-type: none"> सिक्किम प्रदेश के दार्शनिक स्थलों जैसे – बौद्ध मंदिर, बौद्ध मठ, झीलों, चिड़ियाघर, चाइना बार्डर, बौटेनिकल गार्डन आदि की जानकारी एकत्रित करें। जानकारी एकत्रित करने के पश्चात ए-4 साइज़ शीट पर विज्ञापन बनाइए। 	1 सिक्किम राज्य के प्रति जानकारी प्राप्त करना। 2 सृजनात्मक शक्ति का विकास करना।	एकल	हिंदी, सामाजिक विज्ञान व कला
9	सिक्किम प्रदेश के सौन्दर्य का वर्णन करते हुए 6-8 ^{पं} पंक्तियों की स्वरचित कविता लिखिए।	ए-4 साइज़ शीट पर सिक्किम के किसी भी प्राकृतिक स्थल का चित्र बनाकर उसमें रंग भरिए तथा सिक्किम के सौन्दर्य का पर 6-8 पंक्तियों की स्वरचित कविता लिखिए।	1 सिक्किम प्रदेश के प्राकृतिक स्थलों से अवगत होंगे। 2 सृजनात्मक व कल्पना शक्ति का विकास करना	एकल	हिंदी ,कला

Instructions for the project:

- Group 1 - Roll no. 1 to 6
- Group 2 - Roll no. 7 to 12
- Group 3 - Roll no. 13 to 18
- Group 4 - Roll no. 19 to 24
- Group 5 - Roll no. 25 to 30
- Group 6 - Roll no. 31 onwards

Each member of the group will take up the activity as per the below sequence.

- Roll no. 1 to 6 will take up the activities from 1 to 6 respectively.
- Roll no. 7 to 12 will take up the activities from 7 to 3 respectively.
- Roll no. 13 to 18 will take up the activities from 4 to 9 respectively.
- Roll no. 19 to 24 will take up the activities from 1 to 6 respectively.
- Roll no. 25 to 30 will take up the activities from 7 to 3 respectively.
- Roll no. 31 onwards will take up the activities from 4 to 9 respectively.

****Kindly follow the Activity Cycle.**