

In the light of the current Corona Virus outbreak, we must ensure the safety of our children and ourselves. We also must ensure that this break from school is not taken as an extended vacation by our children and they continue to learn newer things while being at home. Home-schooling is the need of the hour and can only be made possible with the joint efforts of the parents and the teachers. As we at Sri VIS are determined to work hard to provide our children with all the required support. We also wish to encourage our parents to create an environment that is conducive for our children to learn and progress. The following points may be kept in mind while we aim at helping our children learn at home:

- **Set up a learning space-** Create an area in the house for your child where distractions are the least so he/she can focus.
- **Decide upon the fixed time-** Help your child create a time-table for oneself that shall help him/her be disciplined.
- **Provide the technology that the child might need-** While home-schooling; the child might need a laptop, a tablet or a smart phone. Help arrange the same for the child under, of course, your guidance and vigilance.
- **Be aware of the learning outcomes-** Get into the shoes of a teacher and be aware of what your child must know at the end of a lesson. Take a short assessment to be aware that the expectations are being met.
- **Be around to help, but don't get in the way-** Act like a facilitator. If your child is finding a task difficult, be available to make suggestions and answer questions. But try to let them do things themselves as much as possible.
- **Seek assistance-** The teachers are more than happy to assist you with the difficulties that you face while home schooling.
- **Provide assistance-** There is no better time than this to work together as a community. Let's be sure to help other children and parents who seek help. Also, be aware that the ones not asking for help may be in the most need of it.

Apart from helping our children learn from textbooks, following are a few suggestions that can help them spend the home quarantine time joyfully and productively.

- **Value Education-** Spend enough time with the family and talk about values that will help them become a better member of the family, society, nation and the world.
- **Make the world a smaller place for them-** As they (and we) are witnessing the world come together for the first time for a single cause, talk to them about various countries, their flags, their cities, their strengths and challenges, their history etc.

CAUTION- This may result in you learning a lot about the world that you never did earlier in life.

- **Read. Read. Read.**-Encourage your child to read. Read to them. Read with them. Once we are done saving the world, we'd get busy re-building our economies and may not get enough time to read with our children.

Please find enclosed the reading and other links from Scholastic India and fREADom Lab.

1) Reading Story Books(Online) –<https://www.storylineonline.net/>

2) Worksheets related to work skills - : (Online)<https://digital.scholastic.com/site/launch/bkflix?ucn=642726498>

Kindly use the following id and password to open the Scholastic app link

Username- Learning20

Password- Clifford

3) fREADom Lab - an initiative to help children from Grades Nursery - IV read for free at home and in school (a Stanford University research case study). Download the app for free at <http://getfREADom.com/app>

- **Solve Puzzles and help your become a Math Whizkid**-There is no better time than now to become a 'Number Smart' kid. Make your ward avail of the free 60 days trial of 'Mindspark'. This trial offer will be applicable for all registrations done before 30th April 2020. Students can access 'Mindspark' and seek more information about it, by accessing the below link:

<http://www.ei-india.com/mindspark-math/>

- **Develop a Skill**- Make the best use of internet to learn and help your child learn a skill. Be it learning to meditate, twisting a hula hoop, playing a musical instrument, drawing a lazy doodle or baking a cake. While you can't go outside, discover the inside.

## INDEX

1. ENGLISH PLAN
2. MATHEMATICS PLAN
3. SCIENCE PLAN
4. SOCIAL SCIENCE PLAN
5. SANSKRIT PLAN
6. HINDI- PLAN

## BI-WEEKLY PLAN

**Date- March 30, 2020 – April 10, 2020**

### Class- IV (English)

Subject	Topic and Subtopic(s)	Learning Outcome	Content	Activities/ AV Support	Assignment/ Home-task
English	<b>Literature</b> L-1Patriotism  <b>Grammar</b> <ul style="list-style-type: none"> <li>Nouns</li> <li>Gender</li> <li>Number</li> </ul>	Students would be able to: <ul style="list-style-type: none"> <li>Read and comprehend the story's events through answering the questions.</li> <li>Develop the feeling of patriotism through reading the lesson.</li> <li>Uses punctuation marks</li> </ul>	<b><u>Literature</u></b> <b><u>Day-1</u></b>  Reading of L-1 Patriotism  Understanding the new words and using them in the daily conversation. <b><u>Day-2</u></b>  Understanding the true meaning of Patriotism. Doing the book exercises related to the lesson in the book.  <b><u>Day-3</u></b>  Doing the RTC related to the lesson. <b><u>Day-4</u></b>  Watching the you	Watch the you tube link   <a href="https://educationwithfun.com/course/view.php?id=27&amp;section=7">https://educationwithfun.com/course/view.php?id=27&amp;section=7</a>	Read the lesson aloud.           Do the workbook exercise.



		<p>in reading aloud with intonation and pauses.</p> <ul style="list-style-type: none"> <li>• Infer the meaning of unfamiliar words by reading them in context</li> <li>• Enhance their knowledge about nouns and the real aged gender and number.</li> <li>• Express themselves and build up their</li> </ul>	<p>tube link to understand Patriotism and implementing the values learnt in your life.  <a href="http://youtu.be/ihHDNUJbUsw">http://youtu.be/ihHDNUJbUsw</a></p> <p><b><u>Day-5</u></b></p> <p>Paragraph writing in about 50-60 words on 'How can I be a true Patriot.'</p> <p><b><u>Day-6</u></b></p> <p>Understanding nouns :  The Types of Gender and knowing more Opposite genders of the various Nouns.</p> <p><b><u>Day-7</u></b></p> <p>Doing the Workbook exercise on Genders to know and learn better.</p> <p><b><u>Day-8</u></b></p> <p>Understanding all the rules used to write the opposite Nouns number.</p>	
--	--	---	---	--

		<p>imaginative skills.</p> <p><b><u>Day-9</u></b></p> <p>Doing the workbook exercise on Nouns – Number to learn better.</p> <p><b><u>Day-10</u></b></p> <p>Revising Nouns Gender and Number through the link sent.</p>		
--	--	--	--	--

## BI-WEEKLY PLAN

**Date- March 30, 2020 to April 10, 2020**

**Class- IV(Mathematics)**

Subject	Topic and Subtopic(s)	Learning Outcome	Content	Activities/ AV Support	Assignment/ Home-task
Mathematics	Numbers upto 1,00,000 <ul style="list-style-type: none"> <li>• Reading and writing numbers</li> <li>• Identifying places values of digits</li> <li>• Finding 'more than' and 'less than'</li> <li>• Reading numbers lines</li> <li>• Comparing and ordering numbers</li> <li>• Number Patterns</li> <li>• Increasing/ Decreasing Order</li> </ul>	<p>The students will be able to:</p> <ul style="list-style-type: none"> <li>• Read numbers and write them in words and do the vice-versa.</li> <li>• Write a number as per the Indian numbering system using periods at the correct place.</li> <li>• Tell the place and the place value of a digit in a number.</li> <li>• Do quick calculations of 'more than' and 'less than' for a number</li> <li>• Identify the pattern in a series of numbers and tell the next</li> </ul>	<p><b><u>Day-1</u></b></p> <p>Through online class, the teacher will explain the concept of place and place value system. The following videos links shall be shared with the students to enhance the concept:</p> <p>They will also be able to appreciate the use of periods in reading and writing numbers.</p> <div style="border: 1px solid black; padding: 5px; margin: 10px 0;"> <a href="https://www.youtube.com/watch?v=vr8nBXDq34k">https://www.youtube.com/watch?v=vr8nBXDq34k</a>  <a href="https://www.youtube.com/watch?v=jl1X75aNJkc">https://www.youtube.com/watch?v=jl1X75aNJkc</a> </div> <p><b><u>Day-2</u></b></p> <p>The concept of place value system will further be reemphasised by forming numbers on the spike abacus. students will represent the following numbers: 81,900 2,00,564 4,18,005</p> <p>Students will also write the number names for the same numbers.</p>	<p>Youtube videos</p> <p>Mental Math Sheet</p> <p>Assessment Sheet</p> <p>Spike Abacus (Math Kit)</p> <p>Place Value Chart Project</p>	<p>Create a Place Value Chart by using any of the craft material available at home and paste the same in the notebook. Please use a ruler to tear the number strips.</p> <p><a href="https://www.youtube.com/watch?v=3UvOmZ0cK-o">https://www.youtube.com/watch?v=3UvOmZ0cK-o</a></p> <div style="text-align: center;">  </div> <p>Expanded form:</p> <p><a href="https://www.youtube.com/watch?v=aezPZfNQO_k">https://www.youtube.com/watch?v=aezPZfNQO_k</a></p> <div style="text-align: center;">  </div>

		<p>numbers in the series.</p> <ul style="list-style-type: none"> <li>• Compare the numbers and place them in increasing or decreasing order.</li> </ul>	<p><b><u>Day-3</u></b></p> <p>Teacher will explain the students how to establish relation between the digit and its place and find out its value.</p> <p>They will also do the Let's Do Exercise given on page 9 and 10 of Course Book</p> <p>Students will watch the following video on identifying the values of digits:</p> <p><a href="https://www.youtube.com/watch?v=GjGoqqGYRjo">https://www.youtube.com/watch?v=GjGoqqGYRjo</a></p> <p><b><u>Day-4</u></b></p> <p>Teacher will explain the concept of 'more than' and 'less than'. Students will do the Let's Do Exercise of Page 12 of Course book (in the book) and Exercise 2 and 3 in PB</p> <p><b><u>Day-5</u></b></p> <p>Through online class, teacher will explain thre representation of whole numbers on a number line.</p> <p><u>Students will learn to read a number line using the link:</u></p> <p><a href="https://www.khanacademy.org/math/arithmetic-home/multiply-divide/mult-intro/v/number-line-1">https://www.khanacademy.org/math/arithmetic-home/multiply-divide/mult-intro/v/number-line-1</a></p> <p>Students will do page 13 in CB and Exercise 4 of Practice book (in the book).</p>		

			<p><b><u>Day-6</u></b></p> <p>Teacher will explain the concept of comparing two numbers and also putting the numbers in order of descent or ascent.</p> <p>Students will do Exercise 5 of PB and page 14 of CB</p> <p><b><u>Day-7</u></b></p> <p>The concept of expanded form will be recapitulated with the help of an activity using eco-friendly disposable glasses.</p> <p>Teacher will guide the students to do Q1 to Q4 of Course book (in the notebook)</p> <p><b><u>Day-8</u></b></p> <p>Students will do Q5 to Q8 of Course book (in the notebook)</p> <p><b><u>Day-9</u></b></p> <p>Teacher will guide the students to do Q9 to Q10 of Course book (in the notebook)</p> <p><b><u>Day-10</u></b></p> <p>Students' learning will be assessed through an oral quiz (online class)</p>		
--	--	--	---	--	--



## BI-WEEKLY PLAN

Date- March 30, 2020 to April 10, 2020

Class- IV(Science)

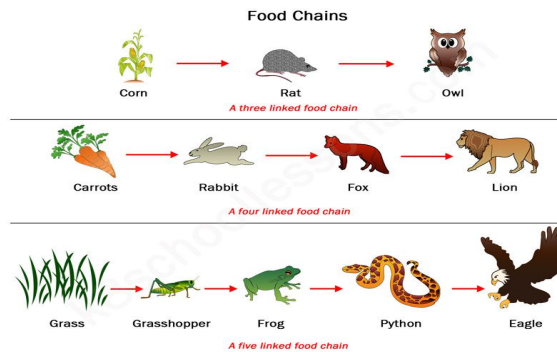
Subject	Topic and Subtopic(s)	Learning Outcome	Content	Activities/ AV Support	Assignment/ Home-task
Science	<b>The Green Plants</b> <ul style="list-style-type: none"> <li>• Leaf</li> <li>• How do plants make their food?</li> <li>• Interdependence of plants and animals</li> </ul>	<p>The students will be able to:</p> <ul style="list-style-type: none"> <li>• Draw a well labelled diagram of leaf and understand the function performed by them.</li> <li>• Understand how plants make their own food.</li> <li>• Reason out how are plants and animals depend on each other for their survival.</li> </ul>	<p><b><u>Day-1</u></b></p> <p>Students will first on a sheet of paper write down what all do they know about plants and why are they important for us. Then, they will give a through reading to the chapter ‘ The Green Plants’ and write down the new things that they have learnt in brief.</p> <p><b><u>Day-2</u></b></p> <p>With the help of the following videos, students will understand about parts of a leaf and the functions performed by them.</p> <p><a href="https://youtu.be/SrHFn42MtWs">https://youtu.be/SrHFn42MtWs</a>  <a href="https://youtu.be/838_4cVInsA">https://youtu.be/838_4cVInsA</a></p> <p><b><u>Day-3</u></b></p> <p>Students will already be aware of the term photosynthesis. They will further enhance their knowledge by watching the following video  <a href="https://youtu.be/D1Ymc311XS8">https://youtu.be/D1Ymc311XS8</a></p>	<p>Youtube videos</p> <p>Revise and recall exercise</p> <p>Assessment Sheet</p>	<p>Students will do a hands on activity and make a poster/model showing the process of photosynthesis.</p> <p><a href="https://youtu.be/GWcpUfn0fH8">https://youtu.be/GWcpUfn0fH8</a></p> <p>Do the worksheet given on page 16 and enhance your knowledge on plants or trees by knowing their special features.</p>

#### **Day-4**

Students will do the Revise and recall activity given on page no.10 (in the book).

#### **Day-5**

Students will understand what a food chain is with the help of the following examples-



#### **Day-6**

Students will understand how plants and animals are inter dependent on each other for their survival and what will happen if this balance gets disturbed.

[https://youtu.be/xmQFrirHy\\_U](https://youtu.be/xmQFrirHy_U)

			<p><b><u>Day-7</u></b></p> <p>Students will do Page 12 and 13 in the book.</p> <p><b><u>Day-8</u></b></p> <p>Students will discuss the HOTS with their parents in their own words and also do the given exercise on life skills.</p> <p><b><u>Day-9</u></b></p> <p>Students will do the science worksheet as posted.</p> <p><b><u>Day-10</u></b></p> <p>Students will utilise the day to recapitulate the chapter- The Green Plants.</p> <p><a href="https://youtu.be/rzyfIMacYgk">https://youtu.be/rzyfIMacYgk</a></p>		
--	--	--	---	--	--

## BI- WEEKLY PLAN

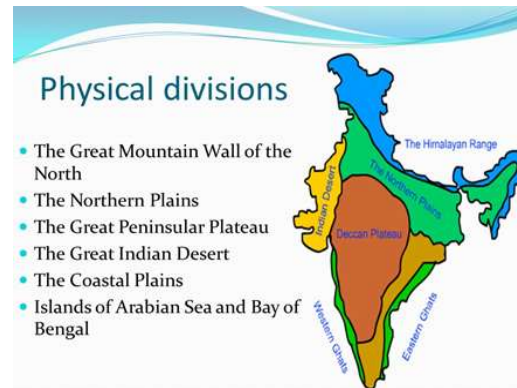
**Date- March 30 - April 15, 2020**

**Class-4(Social Studies)**

Subject	Topic and Subtopic	Learning Outcome	Content	Activities/ AV Support	Assignment/ Home-task
Social Studies	<b>Lesson-1</b> I Love My India	Students will be able to: <ul style="list-style-type: none"> <li>understand the concept of 'Unity in Diversity'.</li> <li>learn about the boundaries that India shares with other countries.</li> <li>enhance their knowledge about the physical divisions of India i.e the Landforms of our country.</li> <li>learn about the various states and union territories of India</li> </ul>	<p><b><u>Day-1</u></b></p> <p>Physical and Political divisions of India.</p> <p><a href="https://www.youtube.com/watch?v=SzbES1MKguA">https://www.youtube.com/watch?v=SzbES1MKguA</a>.</p> <p>Students will go through the above video on YouTube about the various divisions of our country and will write the names of neighbouring countries in the notebook and the distinct features of India.</p> <ul style="list-style-type: none"> <li>Is located in Asia.</li> <li>Is the second largest in population</li> <li>Is seventh largest in the area.</li> <li>has 28 states and 9 union territories.</li> <li>Capital of India is New Delhi.</li> </ul> <p><b><u>Day-2</u></b></p> <p>Students will complete the Get Set activity given on Pg 9 and read about the various boundaries of India from the book.</p>	<p>Youtube videos</p> <p>Political map</p> <p>Physical map</p> <p>Worksheet</p>	Students will write the names of States they have visited and one unique thing about it in the notebook as an introductory activity.

Shared boundaries-  
Pakistan, Afghanistan, China, Nepal,  
Bhutan, Myanmar, Bangladesh, Sri Lanka  
and Maldives.

### **Day-3**



### **Map Work:**

Mark the following on the physical map of India.

- The coastal Plains.
- The Great Indian Desert.
- The Southern Plateaus.
- The Himalayan or Northern mountains.
- Islands of Bay of Bengal and Arabian Sea

[https://www.youtube.com/watch?v=ldZak\\_mUwf0](https://www.youtube.com/watch?v=ldZak_mUwf0)

Go through the above link for better understanding of the various landforms of India.

#### Day-4



<https://www.youtube.com/watch?v=cp5prOiMfRs>

#### **Map Work:**

Mark the following points on the political map of India:

- Largest state of India.
- Smallest state of India.
- Any 5 states and union territories.

#### Day-5

Questions/Answers will be discussed and done in the notebook.

HOTS to be discussed in brief.

Complete Exercise A and B in the book

	<p><b>Lesson-2</b></p> <p>The Northern Mountains</p>	<p>Students will learn about:</p> <ul style="list-style-type: none"> <li>• Features of Northern Mountains as well as the three ranges of Himalaya.</li> <li>• various features of Northern Mountains</li> <li>• the highest peak of India and its relevance.</li> <li>• the Purvanchal Range and how is it different from Karakoram Range.</li> </ul>	<p><b><u>Day-6</u></b></p> <p>Worksheet will be discussed and done in the class.</p> <p><b><u>Day-7</u></b></p> <p>The Himalayan Mountain Range</p> <p>Classroom discussion about the three parallel ranges i.e</p> <ul style="list-style-type: none"> <li>• Himadri</li> <li>• Himachal</li> <li>• Shiwalik</li> </ul> <p>Students will draw the concept flow chart for this topic in their notebook.</p> <p><b><u>Day-8</u></b></p> <p>Features of parallel ranges of Himalayas.</p> <p>Students will discuss and write the various features of:</p> <ul style="list-style-type: none"> <li>• Himadri</li> <li>• Himachal</li> <li>• Shiwalik</li> </ul>		<p><a href="https://www.youtube.com/watch?v=dYg-luBRI8g">https://www.youtube.com/watch?v=dYg-luBRI8g</a></p> <p>Watch the documentary on Himalayan Mountains using the above link.</p> <p>Read about The Greater Himalayas, Middle Himalayas and Outer Himalayas from the book</p> <p>On the basis of class discussion, students</p>
--	--	---	--	--	--

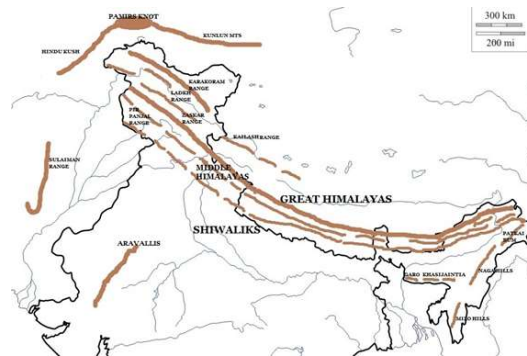
### Day-9

Karakoram Range, highest peak of India-K2 and life of the people living in those areas – culture, food and occupation.

Classroom discussion about the various hill stations lying in the Karakoram Range, Mt. Godwin Austen – 2<sup>nd</sup> highest peak of the world.

Notebook work for the features of Karakoram Range.

### Day-10



Purvanchal Hill Ranges and the states lying in those areas.

Classroom discussion on the challenges faced by the locals and their culture.

<https://www.youtube.com/watch?v=NUyIZHmEWr8>

will write a short note on any one hill station of their choice in notebook.

<https://www.youtube.com/watch?v=v9yeBSdsrqE>

Students will go through the above url and read about the Karakoram Range and various states situated in those areas from the book.

Read the chapter and mark the following points on the political map of India to be pasted in the notebook.

- A state of India that lies in Himalayas.
- A state of India that lies in Purvanchal Hills.
- State where tallest peak of India is located.



**BI-WEEKLY PLAN****Date- March 30, 2020- April10, 2020****Class-4****Subject - Sanskrit**

<b>Subject</b>	<b>Topic and Subtopic (s)</b>	<b>Learning Outcome</b>	<b>Content</b>	<b>Activities/ AV Support</b>	<b>Assignment/ Home-task</b>
संस्कृत प्रथम व द्वितीय दिवसः  तृतीय व चतुर्थदिव सः	पाठ-1  संस्कृत-वर्णमा ला  फलोंकेनाम	<ul style="list-style-type: none"><li>संस्कृत-वर्णमालाकाज्ञानकराना</li><li>स्वरऔरव्यंजनकाज्ञानकराना</li><li>फलोंकेनामसंस्कृतमें सिखाना</li></ul>	स्वर और व्यंजन  आम,केला,नारियल,जामुन,लीची ,सेब, अंगूर व बेरआदि	<b>Watch the youtube link</b> <a href="https://youtu.be/qs12viRHWxM">https://youtu.be/qs12viRHWxM</a>  <a href="https://youtu.be/Vij97iX2JwY">https://youtu.be/Vij97iX2JwY</a>  <a href="https://youtu.be/WB_xFAJwaLM">https://youtu.be/WB_xFAJwaLM</a>	पाठांतीय अभ्यास कीजिए।  किन्ही पाँच फलों के नाम याद करके चित्र सहित उत्तर पुस्तिका में लिखिए।

## BI-WEEKLY PLAN

### हिंदी पाठ-योजना (कक्षा- चार)

#### साहित्य

दिन:1 पाठ-1 'हम नन्हें-नन्हें बच्चे हैं' कविता का आदर्श वाचन व सस्वर वाचन कार्य। पृष्ठ-8 पर दिए पद्यांश का भावार्थ स्पष्ट करना।

दिन: 2 पृष्ठ-9 पर दिए पद्यांश का भावार्थ स्पष्ट करना। राष्ट्रीय ध्वज का चित्र बनवाकर कम-से-कम 7पंक्तियाँ लिखवाना।

दिन: 3 नए शब्दों के अर्थ –स्पष्टीकरण हेतु वाक्य –रचना कार्य तथा मौखिक प्रश्नों द्वारा अभ्यास कार्य।

दिन: 4 पृष्ठ- 10 व 11 पर दिए लिखित प्रश्नों पर चर्चा कार्य ।

दिन: 5 मूल्याधारित प्रश्न कार्य ।

#### व्याकरण

दिन: 6 भाषा, उसके रूपों व अन्य देशों व राज्यों की भाषा पर चर्चा ।

दिन: 7 लिपि व व्याकरण पर चर्चा ।

दिन: 8 वीडियो दिखना ।<https://youtu.be/Fax87RidGRo>

<https://youtu.be/SeDqpTzIXUE>

दिन: 9 पृष्ठ-11 व 12 का अभ्यास कार्य।

दिन: 10 कार्यपत्रिका कार्य ।

दिनांक : 4 अप्रैल से 15 अप्रैल तक

कक्षा : चार

पठ	विषय	अधिगम	क्रियाकलाप	गृहकार्य
हम नन्हें-नन्हें बच्चे हैं	1.पठन 2.नए शब्दार्थ व वाक्य –प्रयोग 3. प्रश्नोत्तर 4. मूल्यपरक प्रश्न	1. पठन व लेखन कौशल का विकास। 2. शब्द भंडार में वृद्धि। 3. देश प्रेम, आत्मविश्वास, दृढ़-निश्चय आदि जीवन-मूल्यों का विकास।	राष्ट्रीय ध्वज का चित्र बनवाकर कम-से-कम 7 पंक्तियाँ लिखवाना।	नए शब्द व श्रुतलेख शब्द याद करना।

भाषा	1. अर्थ स्पष्टीकरण 2. रूप व उदाहरण 3. अभ्यास व कार्यपत्रिका	1. व्याकरणिक कौशल का विकास। 2. अन्य भाषाओं व लिपियों का ज्ञान।	भारत के मानचित्र में सभी राज्यों की भाषाएँ लिखें।	कार्यपत्रिका
------	---	---	---	--------------

Dear students

Please find the attached planning for the following subjects for the next cycle of Lesson Plan ie 15 April'2020 to 30 April' 2020.

## INDEX

1. ENGLISH PLAN
2. MATHEMATICS PLAN
3. SCIENCE PLAN
4. SOCIAL SCIENCE PLAN
5. HINDI PLAN

## WEEKLY PLAN

Date- April 15 ,2020 – April 30, 2020

Class- IV (English)

Subject	Topic and Subtopic(s)	Learning Outcome	Content	Activities/ AV Support	Assignment/ Home-task
English	<b>Literature-</b> L-2 The Fallen Soldier (Poem)  <b>Grammar</b> <ul style="list-style-type: none"><li>• Nouns</li><li>• Gender</li><li>• Number</li><li>• Collective Nouns</li></ul>	Students would be able to: <ul style="list-style-type: none"><li>• Read and comprehend the theme of the poem .</li><li>• Develop the feeling of patriotism by reading the poem.</li><li>• Use expression in reciting aloud with intonation and the right feelings.</li><li>• Infer the meaning of unfamiliar words by</li></ul>	<b>Literature</b> <b>Day-1</b> Reading,reciting and understanding the theme of the poem.  Understanding the new words and using them in the daily conversation. <b>Day-2</b>  Understanding the life of soldiers and empathising with them. Doing the book exercises related to the poem in the book.	Watch the you tube link  <a href="https://educationwithfun.com/course/view.php?id=27&amp;section=7">https://educationwithfun.com/course/view.php?id=27&amp;section=7</a>  <u>Collective Nouns</u>  <a href="https://youtu.be/zzRxgPrEya">https://youtu.be/zzRxgPrEya</a>	Read the poem aloud.  Do the workbook exercise.

	<ul style="list-style-type: none"> <li>Sentences -Types(Intro)</li> </ul>	<p>reading them in the poem.</p> <ul style="list-style-type: none"> <li>Enhance their knowledge about nouns and their gender and number.</li> <li>Express themselves and build up their imaginative skills.</li> <li>Enriching their knowledge and vocabulary for expressing the groups of nouns( Collective)</li> </ul>	<p><b><u>Day-3</u></b></p> <p>Doing the RTC related to the lesson.</p> <p><b><u>Day-4</u></b></p> <p>Watching the you tube link to understand Poem well and implementing the values learnt in their lives.</p> <p><a href="https://youtu.be/htr4HvTbsa">https://youtu.be/htr4HvTbsa</a></p> <p><b><u>Day-5</u></b></p> <p>Paragraph writing in about 50-60 words on 'The True Heroes of Our Country'</p> <p><b><u>Day-6</u></b></p> <p>Understanding nouns : The Types of Gender and knowing more Opposite genders of the various Nouns. Game 'I Spy'</p> <p><b><u>Day-7</u></b></p> <p>Doing the Workbook exercise on Genders to know and learn better.</p> <p><b><u>Day-8</u></b></p>		
--	---	--	---	--	--

			<p>Understanding all the rules used to write the opposite Nouns number.</p> <p><b><u>Day-9</u></b></p> <p>Doing the workbook exercise on Nouns –Number to learn better.</p> <p><b><u>Day-10</u></b></p> <p>Revising Nouns Gender and Number and Collective Nouns through the link sent.</p> <p><b><u>Day -11</u></b></p> <p>Making a Collage for any five Collective Nouns of their choice.</p> <p><b><u>Day-12</u></b></p> <p>Watching the you tube link on Collective Nouns to learn better followed by a quiz.</p>		
--	--	--	---	--	--

## WEEKLY PLAN

Date- April 15 , 2020 to April 30, 2020

Class- IV (Mathematics)

Subject	Topic and Subtopic(s)	Learning Outcome	Content	Activities/ AV Support	Assignment/ Home-task																					
Mathematics	Numbers upto 10,00,00,000 <ul style="list-style-type: none"><li>Addition and subtraction of whole numbers</li><li>Problem solving based on addition and subtraction of whole numbers</li><li>Rounding of whole numbers</li><li>Estimation of addition and subtraction of whole numbers</li></ul>	The students will be able to: <ul style="list-style-type: none"><li>Write a number as per the Indian and international numbering system using periods at the correct place.</li><li>Read numbers and write them in words and do the vice-versa.</li><li>Tell the place value of a digit in a number.</li><li>Identify the pattern in a series of numbers and tell the next numbers in the series.</li><li>Analyse the numberness of numbers and</li></ul>	<p><b><u>April 15, 2020 (Monday)</u></b> Through online class, the teacher will discuss with students common errors that children make while adding and subtractin whole numbers upto ten lakhs. Teacher will take a quick assessment of the concept through google documents.</p> <p><b><u>April 16, 2020 (Tuesday)</u></b> The teacher will further enhance the concept of addition and subtraction of whole numbers and do book exercises of Practice 2 with the students.</p> <p><b><u>April 17, 2020 (Wednesday)</u></b> With the help of a ppt, teacher will introduce the concept of problem solving to the students. Teacher will give them a list of key words that will help them identify the operation used in the word problems.</p> <p><b><u>April 18, 2020 (Thursday)</u></b> Teacher will introduce students to the self-checking system of UPAC ie. Understand Plan Answer Check This system will help children solve the word problems in an effective way minimising the errors.</p>	Youtube Videos  Mental Math Sheet  Assessment Sheet  Kidney Beans Activity  Factors and Multiples Project	Students will create a divisibility rule chart as follows.  <b>Divisibility Rules</b> <table><tr><td><b>2</b></td><td>2 can go into: All even numbers (numbers ending in 0,2,4,6,8)</td><td><b>238</b> 2 can go into the last digit of these numbers</td></tr><tr><td><b>3</b></td><td>3 can go into: Numbers whose digits add up to a multiple of 3</td><td><b>375</b> 3+7+5=15 3 can go into the sum of the digits</td></tr><tr><td><b>4</b></td><td>4 can go into: Numbers whose last 2 digits make a multiple of 4</td><td><b>528</b> 4 can go into the last two digits</td></tr><tr><td><b>5</b></td><td>5 can go into: Numbers that end in 0 or 5</td><td><b>345 910</b> 5 can go into any number that ends in 0 or 5</td></tr><tr><td><b>6</b></td><td>6 can go into: Numbers that have both 2 and 3 as factors</td><td><b>756</b> 2+5+6=13 6 can go into any number that both 2 and 3 go into</td></tr><tr><td><b>9</b></td><td>9 can go into: Numbers whose digits add up to a multiple of 9</td><td><b>126</b> 1+2+6=9 9 can go into any number whose sum of the digits is 9</td></tr><tr><td><b>10</b></td><td>10 can go into: Numbers that end in 0</td><td><b>680 200</b> 10 can go into any number that ends in 0</td></tr></table>	<b>2</b>	2 can go into: All even numbers (numbers ending in 0,2,4,6,8)	<b>238</b> 2 can go into the last digit of these numbers	<b>3</b>	3 can go into: Numbers whose digits add up to a multiple of 3	<b>375</b> 3+7+5=15 3 can go into the sum of the digits	<b>4</b>	4 can go into: Numbers whose last 2 digits make a multiple of 4	<b>528</b> 4 can go into the last two digits	<b>5</b>	5 can go into: Numbers that end in 0 or 5	<b>345 910</b> 5 can go into any number that ends in 0 or 5	<b>6</b>	6 can go into: Numbers that have both 2 and 3 as factors	<b>756</b> 2+5+6=13 6 can go into any number that both 2 and 3 go into	<b>9</b>	9 can go into: Numbers whose digits add up to a multiple of 9	<b>126</b> 1+2+6=9 9 can go into any number whose sum of the digits is 9	<b>10</b>	10 can go into: Numbers that end in 0	<b>680 200</b> 10 can go into any number that ends in 0
<b>2</b>	2 can go into: All even numbers (numbers ending in 0,2,4,6,8)	<b>238</b> 2 can go into the last digit of these numbers																								
<b>3</b>	3 can go into: Numbers whose digits add up to a multiple of 3	<b>375</b> 3+7+5=15 3 can go into the sum of the digits																								
<b>4</b>	4 can go into: Numbers whose last 2 digits make a multiple of 4	<b>528</b> 4 can go into the last two digits																								
<b>5</b>	5 can go into: Numbers that end in 0 or 5	<b>345 910</b> 5 can go into any number that ends in 0 or 5																								
<b>6</b>	6 can go into: Numbers that have both 2 and 3 as factors	<b>756</b> 2+5+6=13 6 can go into any number that both 2 and 3 go into																								
<b>9</b>	9 can go into: Numbers whose digits add up to a multiple of 9	<b>126</b> 1+2+6=9 9 can go into any number whose sum of the digits is 9																								
<b>10</b>	10 can go into: Numbers that end in 0	<b>680 200</b> 10 can go into any number that ends in 0																								

		<p>arrange them in order.</p> <p><b><u>April 19,2020 (Friday)</u></b> The teacher will give children practice of various kinds of word problems to enhance their problem-solving ability.</p> <p><b><u>April 22, 2020 (Monday)</u></b> The teacher will take a short assessment of word problems through a worksheet.</p> <p><b><u>April 23, 2020 (Tuesday)</u></b> The teacher will acquaint children with the concept of rounding whole numbers. The teacher will also explain them the importance of the concept.</p> <p><b><u>April 24, 2020 (Wednesday)</u></b> The teacher will explain children the concept of estimation of sum and difference of a number.</p> <p><b><u>April 25, 2020 (Thursday)</u></b> The teacher will discuss the questions of Practice 3.</p> <p><b><u>April 26, 2020 (Friday)</u></b> Students will be acquainted to the concept multiples and factors through kidney bean activity and youtube videos.</p> <p><b><u>April 29, 2020 (Monday)</u></b> Students will further understand the concept of multiples and factors and solve various questions based on it.</p> <p><b><u>April 30, 2020 (Tuesday)</u></b> Teachers will discuss the questions of Practice 4 with the students.</p>		
--	--	--	--	--

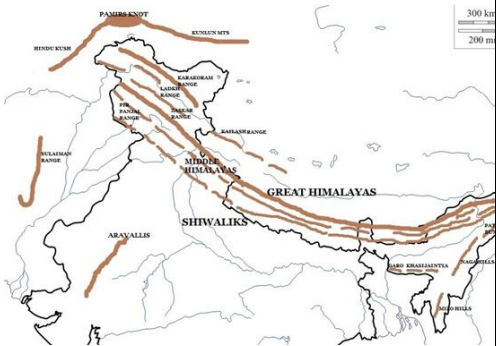


## WEEKLY PLAN

Date- April 13, 2020 – April 24, 2020

Class- IV (Social Studies)

Subject	Topic and Subtopic	Learning Outcome	Content	Activities/ AV Support	Assignment/ Home-task
Social Studies	<b>Lesson-2</b> <b>The Northern Mountains</b>	Students would be able to: <ul style="list-style-type: none"> <li>locate the Northern Mountains on Map</li> <li>understand the physical features of the Northern mountains and their impact on people.</li> </ul>	<p><b><u>Day 1</u></b></p> <p>The Himalayan Mountain Range</p> <p>Students will locate the Himalayan Mountain Range on the physical map of India and draw the concept flow chart in their notebook</p> <ul style="list-style-type: none"> <li>Himadri</li> <li>Himachal</li> <li>Shiwalik</li> </ul> <p><b><u>Day 2</u></b></p> <p>Features of parallel ranges of Himalayas would be done through flip learning</p> <p>Students will discuss and write the various features of:</p> <ul style="list-style-type: none"> <li>Himadri</li> <li>Himachal</li> <li>Shiwalik</li> </ul>	<p>Youtube videos</p> <p>Political map</p> <p>Physical map</p> <p><a href="https://www.youtube.com/watch?v=fYZMUBLvDAc">https://www.youtube.com/watch?v=fYZMUBLvDAc</a></p> <p><a href="https://www.youtube.com/watch?v=NUyiZHmEWr8">https://www.youtube.com/watch?v=NUyiZHmEWr8</a></p>	<p>Worksheet</p> <p>Compose a song/poem on India. Mention all the special features that distinguish our country from other countries.</p> <p>Role play of life of people living in the Northern Mountains.</p>

			<p>Students will be shown a documentary video of Edmund Hilary and Tenzing Norgay.</p> <p><b><u>Day 3</u></b></p> <p>Karakoram Range, highest peak of India-K2 and life of the people living in those areas – culture, food and occupation.</p> <p>Classroom discussion about the various hill stations lying in the Karakoram Range, Mt. Godwin Austen – 2<sup>nd</sup> highest peak of the world.</p> <p><b>Notebook work for the features of Karakoram Range.</b></p> <p><b><u>Day 4</u></b></p> <p>Virtual Online test would be conducted on the concepts covered so far.</p>  <p>Purvachal Hill Ranges and the states lying in those areas.</p>	Worksheets related to the concept .
--	--	--	--	-------------------------------------

	<p><b>Lesson -3</b></p> <p><b>The Northern and Coastal Plains</b></p>	<p>Students will be able to:</p> <ul style="list-style-type: none"> <li>• locate the northern and coastal plains</li> <li>• understand the various terms such as delta, lagoon, etc.</li> <li>• List the rivers</li> </ul>	<p><b><u>Day 5</u></b> Classroom discussion on the challenges faced by the locals and their culture.</p> <p><b><u>Day 6</u></b>  Students will present a role play depicting life of the people.</p> <p><b><u>Day 7</u></b>  The lesson would be recapitulated through a worksheet.</p> <p><b><u>Day 8</u></b>  Q-Ans of the lesson would be discussed. HOTS to be discussed in brief.</p> <p><b><u>Day 9</u></b> Virtual Online test would be conducted on the concepts covered so far.</p> <p><b><u>Day 10</u></b>  Major Landforms will be discussed through a power point presentation for better understanding of the concept.</p> <ul style="list-style-type: none"> <li>• Plains</li> <li>• plateau</li> <li>• delta</li> </ul>		
--	---	--	--	--	--

		<p>flowing through the northern plains.</p> <ul style="list-style-type: none"> <li>• basin</li> <li>• mountain</li> <li>• valley</li> <li>• lagoon</li> </ul> <p><b><u>Day 11</u></b></p> <p>Major rivers of India flowing through the northern plains would be shown through a map and youtube module.</p> <ul style="list-style-type: none"> <li>• Meaning of a tributary would be explained</li> </ul> <p><b><u>Day 12</u></b></p> <p>Students will draw a flow chart of the three rivers – Satluj, Ganga and Brahmaputra. Life in the region of Punjab and Haryana would be discussed.</p>		
--	--	--	--	--

### BIWEEKLY PLAN

Date- April 15, 2020 (Wednesday) To April 30, 2020 (Friday)

Class-IV (Science)

Subject	Topic and Subtopics	Learning Outcome	Content	Activities/ AV Support	Assignment/ Home-task
Science		<p>The learners will be able to</p> <ul style="list-style-type: none"> <li>* ensure that food is one of our basic needs.</li> <li>*classify food under different food groups.</li> <li>*explain the need for having a balanced diet.</li> <li>*explain the importance of preserving food and methods of preserving food from getting spoilt.</li> <li>*realise the importance of correct posture and exercise to stay healthy</li> </ul>	<p><u>Day 1</u></p> <p>To introduce the topic, activity on page 60 will be done followed by asking the students- Why do we need to eat food ?</p> <p>Followed by Discussion on importance of healthy food in order to stay fit</p> <p><u>Day 2</u></p> <p>Discussion on healthy food followed by</p> <ul style="list-style-type: none"> <li>* Definition of healthy food and nutrients</li> <li>* different types of food that we eat in all three meals followed by introduction of various food groups through song</li> </ul> <p><u>Day 3</u></p> <p>Activity on food groups to identify rules according to their food groups- carbohydrates, proteins, fats, Vitamins and minerals, water and roughage</p>	<p>Youtube link</p> <p><a href="https://www.youtube.com/watch?v=s7FcWYRELow">https://www.youtube.com/watch?v=s7FcWYRELow</a></p> <p><b>Video on Healthy food from the e-book animations</b></p> <p><b>And</b></p> <p><b>Song- five food groups</b></p> <p><a href="https://www.youtube.com/watch?v=vmzJfTIA8nU">https://www.youtube.com/watch?v=vmzJfTIA8nU</a></p> <p><b>* Youtube video will be shown.</b></p>	<p>Video on Importance of healthy food</p> <p>Watch and dance along:</p> <p>Youtube link on five food groups song-</p> <p><a href="https://www.youtube.com/watch?v=vmzJfTIA8nU">https://www.youtube.com/watch?v=vmzJfTIA8nU</a></p> <p>Read pg 61,62</p>

			<p><b><u>Day 4</u></b></p> <p>*Emphasis on importance of including food items from each group to have a healthy diet and</p> <p>*Explanation of term roughage and how fibrous food help in digestion</p> <p>*Followed by importance of water in our body.</p> <p><b><u>Day 5</u></b></p> <p>Balance diet</p> <p>*Definition, explanation and why balanced diet is important for us</p> <p><b><u>Day 6</u></b></p> <p>Activity on balanced diet my food plate followed by recapitulation page number 63</p> <p><b><u>Day 7</u></b></p> <p><b><u>Preservation</u></b></p> <p>*Discussion and explanation on various ways of food preservation with the help of illustration on page number 63 and 64</p> <p><b><u>Day 8</u></b></p> <p>Best posture and exercise</p> <p>*Discussion on why these things are important for our body and how they help in the recovery of</p>	<p>Video on balanced diet</p> <p><a href="https://www.youtube.com/watch?v=YimuldEZSNY">https://www.youtube.com/watch?v=YimuldEZSNY</a></p>	<p>Create a table in the notebook and right the name of food items method of its preservation</p>
--	--	--	---	--	---

			<p>muscles and help us to stay fit</p> <p><b><u>Day 9,10</u></b></p> <p>Recapitulation and learning of keywords on page number 65</p> <p><b><u>Day 11,12</u></b></p> <p><b>*Back exercise will be discussed including HOTS</b></p> <p><b>*Summarizing and restating the main points of the lesson will be done by the teacher. Doubts will be clarified.</b></p>		<p>Project :</p> <p>Ex. J and K to be done (pg 68)</p> <p>Do Activity on pg . 69</p>

दिनांक : 15 अप्रैल से 30 अप्रैल तक

## हिंदी पाठ-योजना (कक्षा- चार)

### व्याकरण

दिन:1 भाषा, उसके रूपों व अन्य देशों व राज्यों की भाषा पर चर्चा ।

दिन:2 लिपि व व्याकरण पर चर्चा ।

दिन:3 वीडियो दिखाना । <https://youtu.be/Fax87RidGRo>

<https://youtu.be/SeDgpTzIXUE>

दिन: 4 पृष्ठ-11 व 12 का अभ्यास कार्य ।

दिन: 5 कार्यपत्रिका कार्य ।

### साहित्य

दिन:6 पाठ-2 'बस्ता और जूता ' पाठ का आदर्श वाचन व स्पष्टीकरण कार्य । पृष्ठ 14-15

दिन:7 पाठ-2 'बस्ता और जूता ' पाठ का आदर्श वाचन व स्पष्टीकरण कार्य । पृष्ठ 16-17

दिन:8 नए शब्दों के अर्थ-स्पष्टीकरण हेतु वाक्य -रचना कार्य तथा मौखिक प्रश्नों द्वारा .  
अभ्यास कार्य ।

दिन:9 पृष्ठ-19 पर दिए लिखित प्रश्नों व भाषा की बात अभ्यास पर चर्चा कार्य ।

दिन:10 पृष्ठ-20 व 21 पर दिए भाषा की बात अभ्यास पर चर्चा कार्य ।

दिन: 11 मूल्याधारित प्रश्नकार्य ।

दिन: 12 कार्यपत्रिका कार्य



दिनांक : 15 अप्रैल से 30 अप्रैल तक

कक्षा : चार

पाठ	विषय	अधिगम	क्रियाकलाप	गृहकार्य
भाषा	1. अर्थस्पष्टीकरण 2. रूप व उदाहरण 3. अभ्यास व कार्यपत्रिका	1.1. व्याकरणिक कौशल का विकास। 2. अन्य भाषाओं व लिपियों का ज्ञान।	भारत के मानचित्र में सभी राज्यों की भाषाएँ लिखें।	कार्यपत्रिका
पाठ-2 'बस्ता और जूता '	1. पठन 2. नए शब्दार्थ व वाक्य –प्रयोग 3. प्रश्नोत्तर 4. मूल्यपरकप्रश्न	1. पठन व लेखन कौशल का विकास। 2. शब्द भंडार में वृद्धि। 3. स्वच्छता का महत्त्व , चोरी न करना व अच्छी आदतों को अपनाना आदि जीवन-मूल्यों का विकास।	पठन कार्य	नए शब्द व श्रुतलेख शब्द यादकरना। कार्यपत्रिका

Dear students

Please find the attached planning for the following subjects for the next cycle of Lesson Plan ie 1 May'2020 to 15 May'2020.

#### INDEX

1. ENGLISH PLAN
2. MATHEMATICS PLAN
3. SCIENCE PLAN
4. SOCIAL SCIENCE PLAN
5. HINDI PLAN

#### WEEKLY PLAN

Date- May 1,2020 –May 15, 2020

Class- IV (English)

Subject	Topic and Subtopic(s)	Learning Outcome	Content	Activities/ AV Support	Assignment/ Home-task
English	<b>Literature-</b> L-2 The Fallen Soldier (Poem)  <b>Grammar</b> <ul style="list-style-type: none"><li>• Sentence s -Types.</li></ul>	Students would be able to: <ul style="list-style-type: none"><li>• Read and comprehend the theme of the poem</li><li>• Develop the feeling of patriotism by reading the poem.</li><li>• Use expression in reciting aloud with intonation and the right feelings.</li><li>• Infer the meaning of unfamiliar words by</li></ul>	<b>Literature</b> <b>Day-1</b> Reading, reciting and understanding the theme of the poem.  Understanding the new words and using them in the daily conversation. <b>Day-2</b> Understanding the life of soldiers and empathising with them. Doing the book exercises related to the poem in the book.	Watch the you tube link  <a href="https://youtu.be/htr4HvTbsa">https://youtu.be/htr4HvTbsa</a>  <b>Types of sentences</b>  <a href="https://youtu.be/aLdgEu_jVo">https://youtu.be/aLdgEu_jVo</a>	Read the poem aloud.  Do the workbook exercise.

		<p>reading them in the poem.</p> <ul style="list-style-type: none"> <li>• Identify a correct , meaningful sentence.</li> <li>• Identify the type of a sentence.</li> <li>• Express themselves and build up their imaginative skills.</li> </ul>	<p><b><u>Day-3</u></b></p> <p>Doing the RTC related to the lesson.</p> <p><b><u>Day-4</u></b></p> <p>Watching the you tube link to understand Poem well and implementing the values learnt in their lives.</p> <p><a href="https://youtu.be/htr4HvTbsa">https://youtu.be/htr4HvTbsa</a></p> <p><b><u>Day-5</u></b></p> <p>Paragraph writing in about 50-60 words on 'The True Heroes of Our Country'</p> <p><b><u>Day-6</u></b></p> <p>Understanding how to write a correct and meaningful sentence.</p> <p><b><u>Day-7</u></b></p> <p>Doing the Workbook exercise to identify the types of sentences.</p>		
--	--	---	--	--	--



# WEEKLY PLAN

Date- May 01 , 2020 to May 15, 2020

Class- IV

Subject	Topic and Subtopic(s)	Learning Outcome	Content	Activities/ AV Support	Assignment/ Home-task																					
Mathematics	<ul style="list-style-type: none"><li>• Factors and Multiples</li><li>• Divisibility rules of 2,3,5 and 6</li><li>• Prime and Composite Numbers</li></ul>	<p>The students will be able to:</p> <ul style="list-style-type: none"><li>• Find multiples of a given number</li><li>• Find factors of a given number</li><li>• Differentiate between odd and even numbers</li><li>• Distinguish between prime and composite numbers</li></ul>	<p><b>Day 1</b></p> <p>The teacher will show the students a video to acquaint them with the concept of multiples and factors. Students will hence be able to distinguish between factors and multiples.</p> <p><b>Day 2</b></p> <p>The students will learn how to find multiples of a given number. They will also learn that multiples of a number are infinite. They will do an activity using kidney beans or chickpeas to get a basic idea of factors through grouping.</p> <p><b>Day 3</b></p> <p>Students will learn the divisibility rules of 2, 3, 5 and 6. A short assessment of the concept shall be taken through google forms.</p> <p><b>Day 4</b></p> <p>With the help of a ppt, teacher will introduce the concept of finding factors. Children will be given several examples to reinforce the concepts.</p> <p><b>Day 5</b></p> <p>Students will be acquainted with the concept of prime and composite numbers through an activity wherein children will have a number grid of 1 to 100 and they will follow the teacher's instructions to strike off the numbers.</p>	<p>Youtube Videos</p> <p>Mental Math Sheet</p> <p>Kidney Beans Activity</p> <p>Factors and Multiples Project</p>	<p>Students will create a divisibility rule chart as follows.</p> <table><caption>Divisibility Rules</caption><tr><td><b>2</b></td><td>2 can go into: All even numbers (numbers ending in 0,2,4,6,8)</td><td><b>238</b> 2 can go into the last digit of these numbers</td></tr><tr><td><b>3</b></td><td>3 can go into: Numbers whose digits add up to a multiple of 3</td><td><b>375</b> 3+7+5=15 3 can go into the sum of the digits</td></tr><tr><td><b>4</b></td><td>4 can go into: Numbers whose last 2 digits make a multiple of 4</td><td><b>528</b> 4 can go into the last 2 digits</td></tr><tr><td><b>5</b></td><td>5 can go into: Numbers that end in 0 or 5</td><td><b>345 910</b> 5 can go into any number that ends in 0 or 5</td></tr><tr><td><b>6</b></td><td>6 can go into: Numbers that have both 2 and 3 as factors</td><td><b>756</b> 7+5+6=18 6 can go into any number that both 2 and 3 go into</td></tr><tr><td><b>9</b></td><td>9 can go into: Numbers whose digits add up to a multiple of 9</td><td><b>126</b> 1+2+6=9 9 can go into any number whose sum of the digits is 9</td></tr><tr><td><b>10</b></td><td>10 can go into: Numbers that end in 0</td><td><b>680 200</b> 10 can go into any number that ends in 0</td></tr></table> <p>Number grid activity for prime and composite numbers.</p>	<b>2</b>	2 can go into: All even numbers (numbers ending in 0,2,4,6,8)	<b>238</b> 2 can go into the last digit of these numbers	<b>3</b>	3 can go into: Numbers whose digits add up to a multiple of 3	<b>375</b> 3+7+5=15 3 can go into the sum of the digits	<b>4</b>	4 can go into: Numbers whose last 2 digits make a multiple of 4	<b>528</b> 4 can go into the last 2 digits	<b>5</b>	5 can go into: Numbers that end in 0 or 5	<b>345 910</b> 5 can go into any number that ends in 0 or 5	<b>6</b>	6 can go into: Numbers that have both 2 and 3 as factors	<b>756</b> 7+5+6=18 6 can go into any number that both 2 and 3 go into	<b>9</b>	9 can go into: Numbers whose digits add up to a multiple of 9	<b>126</b> 1+2+6=9 9 can go into any number whose sum of the digits is 9	<b>10</b>	10 can go into: Numbers that end in 0	<b>680 200</b> 10 can go into any number that ends in 0
<b>2</b>	2 can go into: All even numbers (numbers ending in 0,2,4,6,8)	<b>238</b> 2 can go into the last digit of these numbers																								
<b>3</b>	3 can go into: Numbers whose digits add up to a multiple of 3	<b>375</b> 3+7+5=15 3 can go into the sum of the digits																								
<b>4</b>	4 can go into: Numbers whose last 2 digits make a multiple of 4	<b>528</b> 4 can go into the last 2 digits																								
<b>5</b>	5 can go into: Numbers that end in 0 or 5	<b>345 910</b> 5 can go into any number that ends in 0 or 5																								
<b>6</b>	6 can go into: Numbers that have both 2 and 3 as factors	<b>756</b> 7+5+6=18 6 can go into any number that both 2 and 3 go into																								
<b>9</b>	9 can go into: Numbers whose digits add up to a multiple of 9	<b>126</b> 1+2+6=9 9 can go into any number whose sum of the digits is 9																								
<b>10</b>	10 can go into: Numbers that end in 0	<b>680 200</b> 10 can go into any number that ends in 0																								



			<p><b><u>Day 6</u></b> The concept of prime and composite numbers will be reinforced through a video and ppt.</p> <p><b><u>Day 7</u></b> A recapitulation of the concept of factors, multiples and prime &amp; composite numbers will be done. The teacher will conduct a quiz through ppt.</p>		
--	--	--	---	--	--

## WEEKLY PLAN

Date- May 01, 2020 to May15, 2020

Class- IV

Subject	Topic and Subtopic(s)	Learning Outcome	Content	Activities/ AV Support	Assignment/ Home-task
Science	<b>Animals and their young ones</b> <ul style="list-style-type: none"> <li>Animals that lay eggs. <ul style="list-style-type: none"> <li>➤ Birds</li> <li>➤ Fish</li> <li>➤ Frogs</li> <li>➤ Butterfly</li> <li>➤ Grasshoppers &amp; Cockroaches</li> <li>➤ Reptiles</li> </ul> </li> <li>Animals that give birth to babies. <ul style="list-style-type: none"> <li>➤ Mammals</li> </ul> </li> </ul>	The students will be able to: <ul style="list-style-type: none"> <li>Identify animals that lay eggs.</li> <li>Examine the structure of an egg.</li> <li>Explain the life cycles of- <i>Frogs</i> <i>Butterflies</i> <i>Grasshoppers</i> <i>Cockroaches</i></li> <li>Identify animals that give birth to young ones.</li> <li>Explain the characteristics of mammals.</li> </ul>	<p><b>Day 1</b></p> <p>The teacher begins the lesson with an activity. She shares an image on screen with names of few animals written. Then she asks the students to differentiate them on the basis of whether their ears are visible or not.</p> <p>She records the responses given by the students and explain them that most of the animals whose ears are not visible will lay eggs and animals with ear visible will give birth to their young ones. Also, few exceptions will be discussed.</p> <p>Lets get started activity to be discussed. (Pg- 29)</p> <p><b>Day 2</b></p> <p>The teacher begins the class by discussing about egg laying animals and animals that give birth to their young ones.</p> <p>With the help of the following videos, students will understand about the</p>	<p>Youtube videos</p> <p>Revise and recall exercise</p>	<ul style="list-style-type: none"> <li>Revising the concepts/ process taught in the class.</li> <li>To read the chapter (book/Pdf) and do the exercises.</li> </ul>

			<p>structure of an egg and the life cycle of a bird.</p> <p><a href="https://www.youtube.com/watch?v=NqD3EoBsylA">https://www.youtube.com/watch?v=NqD3EoBsylA</a></p> <p><a href="https://www.youtube.com/watch?v=-GgwtNmnv5g">https://www.youtube.com/watch?v=-GgwtNmnv5g</a></p> <p><b><u>Day 3</u></b></p> <p>After quickly giving a recap to life cycle of a bird, the teacher will now explain them about the life cycle of a fish and a frog.</p> <p>They will further enhance their knowledge by watching the following video</p> <p><a href="https://www.youtube.com/watch?v=F3ElGMVU6SY">https://www.youtube.com/watch?v=F3ElGMVU6SY</a></p> <p><a href="https://www.youtube.com/watch?v=FIxOjYbBls0">https://www.youtube.com/watch?v=FIxOjYbBls0</a></p> <p><b><u>Day 4</u></b></p> <p>A small quiz will be conducted to check their knowledge about the life cycle of a bird, fish and a frog.</p> <p>Further, the teacher will explain the life cycle of a butterfly and reptiles.</p> <p><a href="https://www.youtube.com/watch?v=dM71jKNuk-M">https://www.youtube.com/watch?v=dM71jKNuk-M</a></p> <p><b><u>Day 5</u></b></p> <p>Revise and recall exercise to be done.</p> <p>Pg-33</p>		
--	--	--	---	--	--



			<p>Along with a recap of all the animals that lay eggs.</p> <p><b><u>Day 6</u></b></p> <p>The teacher begins the class by asking students if they have any pet at home.</p> <p>Then, based on their answers she asks them to state few characteristics of them.</p> <p>Then once they have answered, she will introduce the term mammals ( animals that give birth to young ones and feed their young ones with their own milk.)</p> <p><b><u>Day 7</u></b></p> <p>Parental Caring to be discussed, ie. How different animals care for their young ones in different ways.</p> <p>Children will share their knowledge with one another by talking about the same.</p>		
--	--	--	---	--	--




## WEEKLY PLAN

Date- May 1- May 15, 2020

Class-IV

Social Studies

Subject	Topic and Subtopic	Learning Outcome	Content	Activities/ AV Support	Assignment/ Home-task
Social Studies	<b>Lesson-3</b>  <b>The Northern and Coastal Plains</b>	Students will be able to:  a) understand the relevance of plains.  b) locate the northern and coastal plains of India  c) Understand the concepts such as delta, lagoon etc.  d) list the rivers flowing through the Northern plains	<u>Day 1</u>  The concept of plains will be discussed with the help of a presentation for a better understanding towards the relevance of plains as a physical feature or landform of India.	You tube videos  Physical map  Worksheets  <a href="https://www.youtube.com/watch?v=YXAjyFD_Wyg">https://www.youtube.com/watch?v=YXAjyFD_Wyg</a>	Study of reference map for the Northern Plains.  

### Day 2

Discussion about the Northern Plains which includes location of these plains and their formation.

Few relevant terms-

Delta

Tributaries

### Day 3

Major rivers flowing through these plains will be discussed:

- Satluj
- Ganga
- Brahmaputra

(with the help of map)

### Day 4

Major river basins along with their importance will be discussed:

- The Satluj river basin
- The Ganga river basin

[https://www.youtube.com/watch?v=-y\\_03Ec6HSA](https://www.youtube.com/watch?v=-y_03Ec6HSA)

Q. Explain the formation of plains in your own words.



दिनांक : 1 मई से 15 मई तक

हिंदी पाठ-योजना (कक्षा- चार)

साहित्य

दिन:1 पाठ-2 'बस्ता और जूता ' पाठ का आदर्श वाचन व स्पष्टीकरण कार्य तथा पृष्ठ-18 की चर्चा।

दिन:2 पृष्ठ-19 पर दिए लिखित प्रश्नों पर चर्चा कार्य ।

व्याकरण

दिन:3 पाठ-2 'वर्ण तथा वर्णमाला' का पठन कार्य। पृष्ठ-20 व 21 पर दिए भाषा की बात अभ्यास पर चर्चा कार्य।

दिन: 4 पाठ-3 'संयुक्त व्यंजन ' व 'र' के रूप पर चर्चा कार्य।

दिन: 5 कार्यपत्रिका कार्य

दिनांक : 1 मई से 15 मई तक

कक्षा : चार

पाठ	विषय	अधिगम	क्रियाकलाप	गृहकार्य
पाठ-2 'बस्ता और जूता '	पठन कार्य 1.नए शब्दार्थ व वाक्य -प्रयोग 2. प्रश्नोत्तर 3. मूल्यपरकप्रश्न	1. लेखन कौशल का विकास। 2. शब्द भंडार मेंवृद्धि। 3. स्वच्छता का महत्त्व ,चोरी न करना व अच्छी आदतों को अपनाना आदि जीवन-मूल्यों का विकास।	<a href="https://youtu.be/YM_DPabU8III">https://youtu.be/YM_DPabU8III</a>	नए शब्द व श्रुतलेख शब्द यादकरना। पृष्ठ-20 व 21 अभ्यास कार्य
पाठ-2 वर्ण विचार पाठ-3 संयुक्त व्यंजन	1. स्वर,व्यंजन 2. संयुक्त व्यंजन व रूप	1. व्याकरणिक कौशल का विकास। 2. वर्णमाला ,संयुक्त व्यंजन व र के रूप का ज्ञान कराना।	<a href="https://youtu.be/bO2ehKI08Ks">https://youtu.be/bO2ehKI08Ks</a>	कार्यपत्रिका



## WEEKLY PLAN

**Date- April 27, 2020 (Monday) To May 8, 2020 (Friday)**

**Class-IV (French)**

DAY/ SUBJECT	TOPIC	LEARNING OUTCOME	CONTENT	ACTIVITIES/ AV SUPPORT	ASSIGNMENT/ HOME TASK
<b>Day 1</b> <b>French</b>	Lesson-0 Connaissons la France	The students will be able to learn more about French culture.	-National symbols of France -Famous French food	<a href="https://www.youtube.com/watch?v=9BYrpY0iO7s&amp;t=40s">https://www.youtube.com/watch?v=9BYrpY0iO7s&amp;t=40s</a>	Do Q.1,2,3 and 4 of cahiers d'exercices. Also, learn some famous French food.
<b>Day 2</b> <b>French</b>	Lesson-0 Connaissons la France	The students will be knowing about famous personalities of France.	- Famous French people - Important French events	Quiz in class based on French culture.	Do Q.5,6 and 7 of cahiers d'exercices.  Worksheet based on L-0.
<b>Day 3</b> <b>French</b>	Lesson- 1 Salut ! Ça va ?	The Students will be able to learn how to greet someone with different ways in French. It will enhance their communicati on skills.	-Salutations	<a href="https://www.youtube.com/watch?v=0YdspkvIJPE&amp;t=68s">https://www.youtube.com/watch?v=0YdspkvIJPE&amp;t=68s</a>	Do Q.1,2 and 3 of Méthode de français.
<b>Day 4</b> <b>French</b>	Lesson-1 Salut ! Ça va ?	The students will be able to pronounce the alphabets in French.	-Alphabets in French	<a href="https://www.youtube.com/watch?v=zw8LXdFuTqQ">https://www.youtube.com/watch?v=zw8LXdFuTqQ</a>	Do Q.3,4,5 and 6 of Méthode de français.



## WEEKLY PLAN

Date- 1-15 MAY 2020

Class-4

Subject	Topic and Subtopic(s)	Learning Outcome	Content	Activities/ AV Support	Assignment/ Home-task
संस्कृत प्रथम व द्वितीय दिवसः	पाठ-3 शब्द-बोधः	शब्दों के वर्गीकरण का ज्ञान कराना।	अकारान्त पुल्लिङ्ग शब्दाः		पाठांतीय अभ्यास कीजिए।
तृतीय दिवसः	संख्यावाचक शब्दाः	संस्कृत में संख्याओं का ज्ञान कराना।	1-10	<a href="https://youtu.be/5UjUPnRyKdU">https://youtu.be/5UjUPnRyKdU</a>	1-10 संख्या याद करके चित्र सहित उत्तरपुस्तिका में लिखिए।
चतुर्थ दिवसः	पशुओं के नाम	संस्कृत में पशुओं के नाम सिखाना	घोड़ा, बकरी, गाय, हाथी, गधा, शेर, हिरन	<a href="https://youtu.be/uKBcY O4ME">https://youtu.be/ uKBcY O4ME</a>	पशुओं के नाम याद कीजिए।

## WEEKLY PLAN

**GRADE: IV**

**DATE: April 27, 2020- May 08, 2020**

DAY	SUBJECT	TOPIC	LEARNING OUTCOME	AV SUPPORT/WHAT TO DO	ASSIGNMENT/H.W
Day 1	Spanish	CH-1 Salutations	Learners will be able to greet and introduce themselves in Spanish.	<a href="https://www.youtube.com/watch?v=k8vSKZI7Nd8">https://www.youtube.com/watch?v=k8vSKZI7Nd8</a> <ul style="list-style-type: none"> <li>Watch this video on how do we introduce ourselves in Spanish and practice the same.</li> </ul> <a href="https://www.youtube.com/watch?v=i1BoQuS4mx4">https://www.youtube.com/watch?v=i1BoQuS4mx4</a> <ul style="list-style-type: none"> <li>Watch the video and revise Spanish greetings.</li> </ul>	- Note down all the new words and expressions learnt from the PPT shared and memorize them as well.
Day 2	Spanish	CH-2 (start) Numbers (0-10)	The Students will be able to pronounce numbers in Spanish till 10.	<a href="https://www.youtube.com/watch?v=CWcbJWNfk5I">https://www.youtube.com/watch?v=CWcbJWNfk5I</a> <ul style="list-style-type: none"> <li>Watch this video and learn the numbers in Spanish from 01-10.</li> </ul>	Write the numbers in your notebook.



Dear students

Please find the attached planning for the following subjects for the next cycle of Lesson Plan ie 18 May'2020 to 29 May'2020.

## INDEX

1. ENGLISH PLAN
2. MATHEMATICS PLAN
3. SCIENCE PLAN
4. SOCIAL SCIENCE PLAN
5. HINDI PLAN

## WEEKLY PLAN

Date- May 18 to May 29'2020

Class- IV (English)

Subject	Topic and Subtopic(s)	Learning Outcome	Content	Activities/ AV Support	Assignment/ Home-task
English	<b>Literature-</b> L-2 The Fallen Soldier (Poem)  Revision of the Grammar Topics for PA1 <b>Grammar</b> <ul style="list-style-type: none"><li>• Sentences - Types</li><li>• Sentences- Parts(Subject -Predicate)</li></ul>	Students would be able to: <ul style="list-style-type: none"><li>• Read and comprehend the theme of the poem</li><li>• Develop the feeling of patriotism by reading the poem.</li><li>• Use expression in reciting aloud with intonation and the right feelings.</li><li>• Infer the meaning</li></ul>	<b><u>Literature</u></b> <b><u>Day-1</u></b> Reading, reciting and understanding the theme of the poem.  Understanding the new words and using them in the daily conversation. <b><u>Day-2</u></b> Understanding the life of soldiers and empathising with them. Doing the book exercises related to the poem in the	Watch the you tube link  <b><u>Types of sentences</u></b>  <a href="https://youtu.be/aLd_gEu_jVo">https://youtu.be/aLd_gEu_jVo</a>  <b><u>Parts of a sentence</u></b> <a href="https://youtu.be/r5urt200Olo">https://youtu.be/r5urt200Olo</a>  <b><u>Subject Verb Agreement</u></b> <a href="https://youtu.be/LfJPA8GwTd">https://youtu.be/LfJPA8GwTd</a>	Read the poem aloud.  Do the workbook exercise.

	<ul style="list-style-type: none"> <li>• Subject Verb Agreement</li> </ul>	<p>of unfamiliar words by reading them in the poem.</p> <ul style="list-style-type: none"> <li>• Identify a correct , meaningful sentence.</li> <li>• Identify the type of a sentence.</li> <li>• Identify the parts of a sentence.</li> <li>• Express themselves and build up their imaginative skills.</li> <li>• Enriching their knowledge by creating their own sentences and forming a paragraph.</li> <li>• Using the correct verb that agrees with the subject.</li> </ul>	<p>book.</p> <p><b><u>Day-3- Day 10</u></b>  <b><u>Revision for PA1 and conducting PA1.</u></b>  <u>Quiz</u>  <u>Revision through the Worksheet</u></p> <p>Revision to be done through a PPt with 25 q/a related to the syllabus fir assessment.</p>		
--	--	---	--	--	--





[illegible]



## WEEKLY PLAN

Date- May 18, 2020 to May 29, 2020

Class- IV

Subject- Mathematics

Subject	Topic and Subtopic(s)	Learning Outcome	Content	Activities/ AV Support	Assignment/ Home-task
Mathematics	Revision for Periodic Assessment	Students will recapitulate the concepts taught and prepare for the periodic assessment.	<p><b>Day 1</b> Revision of the topic place value will be done. Students will be assigned a quiz to complete.</p> <p><b>Day 2</b> Revision of the topic addition and subtraction of whole numbers and their word problems will be done. Students will be assigned a quiz to complete.</p> <p><b>Day 3</b> Revision of the topic factors, multiples prime and composite numbers will be done. Students will be assigned a quiz to complete.</p> <p><b>Day 4</b></p>	Microsoft Forms PPT	Microsoft Forms Quiz

			<p>A revision in the form of ppt shall be done with the students.</p> <p>Periodic Assessment shall be conducted.</p>		

## WEEKLY PLAN

Date- May 18 to May 29'2020

Class- IV (Science)

Subject	Topic and Subtopic(s)	Learning Outcome	Content	Activities/ AV Support	Assignment/ Home-task
Science	<ul style="list-style-type: none"> <li>L-3 The Green Plants</li> <li>L-6 Food: Our Basic Need</li> </ul>	<p>The students will be able to</p> <ol style="list-style-type: none"> <li>Refresh their existing knowledge of both the chapters.</li> <li>Explain the process of photosynthesis, structure of a leaf and explain the food chain and its importance.</li> <li>Discuss the importance of adopting a healthy life style to lead a healthy life.</li> </ol>	<p><b><u>Day-1</u></b></p> <p>The teacher will discuss the ch-3 The Green Plants and ask questions in between to keep the students engrossed and clarify the doubts side by side.</p> <p><b><u>Day-2</u></b></p> <p>The teacher will discuss the ch-6 Food : Our Basic Need and ask questions in between to keep the students engrossed and clarify doubts if any.</p> <p><b><u>Day-3- Day 10</u></b>  <b><u>Revision for PA1 and conducting PA1.</u></b>  <u>Quiz</u>  <u>Revision through the Worksheet</u></p> <p>Revision to be done through a power point presentation with 25 fills in the blanks related to the syllabus for assessment.</p>	<p>Watch the you tube link</p> <p>Microsoft office- Revision quizzes</p> <p>Mock test</p> <p>Power point presentation - revision</p>	<p>Complete the exercises given in the book/PDF</p> <p>Revise the chapters.</p>



## WEEKLY PLAN

Date- May 18- May 29, 2020

Class-IV

Social Studies

Subject	Topic and Subtopic	Learning Outcome	Content	Activities/ AV Support	Assignment/ Home-task
Social Studies	Revision	Students will be able to:  Revise the topics of 'I Love My India' and 'The Northern Mountains' and prepare for assessments.	<u>Day 1</u> Revision of the States and capitals of India along with the neighbouring countries through a quiz.  <u>Day 2</u> Revision of the parallel Ranges of Himalayas and Karakoram Range through a quiz.  <u>Day 3</u> Revision of Life in the regions of Himalayas and Purvanchal Hill Ranges through a quiz.  <u>Day 4</u> Revision with the help of Ques and Ans PPT for the periodic assessment.	Microsoft forms and notes in the form of PPT.	Microsoft Forms and Quiz



18 मई–31 मई

कक्षा : चार

पाठ	विषय	अधिगम	क्रियाकलाप	गृहकार्य
पाठ-2 'बस्ता और जूता'	1. पठन कार्य 2. प्रश्नोत्तर 3. मूल्यपरकप्रश्न	1. आवधिक परीक्षा हेतु तैयारी कराना 2. साहित्यिक ज्ञान में वृद्धि करना।	<b>MOCK TEST</b>	आवधिक परीक्षा का पाठ्यक्रम याद कीजिए।
पाठ-1 'भाषा और व्याकरण'	1. भाषा 2. भाषा के रूप 3. लिपि 4. अन्य राज्यों की भाषा 5. व्याकरण	1. व्याकरणिक कौशल का विकास। 2. आवधिक परीक्षा हेतु तैयारी कराना व आत्मविश्वास उत्पन्न करना।	<b>PPT</b> द्वारा पुनरावृत्ति	आवधिक परीक्षा का पाठ्यक्रम याद कीजिए।

## WEEKLY PLAN

Date- 18-31 MAY 2020

Class-4

Subject	Topic and Subtopic(s)	Learning Outcome	Content	Activities/ AV Support	Assignment/ Home-task
संस्कृत प्रथम दिवस:	पाठ-1 संस्कृत. -वर्णमाला: (पुनरावृत्ति)	आवधिक परीक्षा हेतु तैयारी कराना।	स्वर और व्यंजन	<b>MOCK TEST</b>	आवधिक परीक्षा का पाठ्यक्रम याद कीजिए।
द्वितीयदिवस:	संख्यावाचक शब्दाः	संस्कृत में संख्याओं का ज्ञान कराना।	1-10	<a href="https://youtu.be/5UjUPnRyKdU">https://youtu.be/5UjUPnRyKdU</a>	1-10 संख्या याद करके उत्तरपुस्तिका में लिखिए।
तृतीय दिवस:	पाठ-1 संस्कृत. -वर्णमाला: (पुनरावृत्ति)	आवधिक परीक्षा हेतु तैयारी कराना व आत्मविश्वास उत्पन्न करना।	स्वर और व्यंजन	<b>PPT</b> द्वारा पुनरावृत्ति	आवधिक परीक्षा का पाठ्यक्रम याद कीजिए।