

Dear students

Please find the attached planning for the following subjects for the next cycle of Lesson Plan ie 1 September to 30 September' 2020.

INDEX

- 1. ENGLISH PLAN**
- 2. MATHEMATICS PLAN**
- 3. SOCIAL SCIENCE PLAN**
- 4. SCIENCE PLAN**
- 5. HINDI PLAN**
- 6. GAP PLANNING**
- 7. CLEARLIGHT PLAN**
- 8. THIRD LANGUAGE**

Date- September 1 to September 30' 2020

Class- IV (English)

Subject	Topic and Subtopic(s)	Learning Outcome	Content	Activities/ AV Support	Assignment/ Home-task
English	Revision - Literature Revision- Grammar	<ul style="list-style-type: none">• Literature-• Students will be able to:• Understand the poems well as the teacher would explain the meaning for the students to revise.• Clarify any doubts related to the poems.• Understand the story -The Little Boy Who Saved Holland.• Will be able to discuss the essence of the story using Q/A method.• Be able to answer the RTC sd Q/A related to the poem on their own.• Become Language smart.	<p>(1/9/20 to 4/9/20)</p> <p><u>Day-1</u></p> <p>The poems will be revised with the students by asking them questions related to the poems and clarifying their doubts. The story The Little Boy Who Saved Holland will be summarised for a quick recap. Students will keep adding their bit to the narration for a better revision.</p> <p>A revision on Microsoft teams will help to practise better.</p> <p><u>Day-2</u></p> <p>Quiz- Students will revise the concept of Simple and Continuous Tense through a Quiz. Students will speak a sentence on Simple Tense and every alternate child will give the same sentence in Continuous Tense.</p> <p>Eg- Simple Present Tense: The sun rises in the East. Present Continuous Tense- The sun is rising in the East. Simple Past Tense- The horse ran swiftly.</p>	Revise with the help of podcasts shared in the group.	Revise for the Mid Term Exam on 16/9/20


	<p>Mid Term Exams</p> <p>Grammar- Articles</p> <p>Writing Skills- Picture Composition</p>	<p>Grammar-</p> <ul style="list-style-type: none"> Students will revise the grammar topics for the mid term through a Quiz. Tenses and Punctuation- Students will be given a brief explanation about the topics. They will also get clarification for any doubts. Podcasts will help the students to revise the concepts better. Students will be able to write their exams confidently and competently. Students will be able to identify and use Articles correctly. They will be able to describe the given picture effectively and with the right expression. 	<p>Past Continuous Tense- The horse was running swiftly.</p> <p>Revision of Punctuation will be done by asking the students to do a Microsoft test on teams before a quick recap of the topic.</p> <p>They will also be asked to punctuate a few sentences in the chat box as the teacher will revise .</p> <p><u>Mid Term Exam Commences- 7/9/20</u> <u>Ends-21/9/20</u> English Revision- 15/9/20(PPT) English Assessment- 16/9/20 <u>(22/9/20 to 30/9/20)</u> <u>Day -1</u> <u>Grammar- Articles</u> The topic Articles will be introduced to the students by giving them a few sentences without any articles and asking them turn wise to find the error and rectify it. This will follow an explanation at length on the topic and then a thorough discussion on the book exercises. Use of ‘a’, ‘an’ and ‘the’ will be explained with all the important rules.</p>	<p>Choose an interesting article from a newspaper or magazine . Read it and highlight all the articles. Paste the cut out in your ntbk.</p> <p>Watch the you tube link on Articles:</p> <p>https://youtu.be/3zJQoQLCeNo</p>	<p>Do the related pages on Articles in Grammar workbook. Upload the work of newspaper activity- Articles on One ntbk app for grading.</p>
--	---	---	--	--	---

Day-2

Picture Composition

Students will be shown a picture and will be asked to describe the picture turn wise. The teacher will give her inputs thus providing a scaffolding for a better learning of how to write an effective picture Composition.

Students will be encouraged to write an impressive Composition on the shared picture.



Watch the you tube link to write an effective Picture Composition:

<https://youtu.be/0h6bFKDqyDU>

Paste the print of the picture shared on the group and write a picture composition in 50-60 words. Upload the work on One ntbk app for grading.

Mathematics

Date- September 01 2020 to September 30, 2020

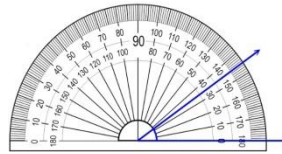
Class- IV

Subject	Topic and Subtopic(s)	Learning Outcome	Activities/ AV Support	Assignment/Home-task	
Mathematics	Revision of Mid Term Assessment	The students will be able to:	<p><u>Day 1</u> The teacher will recapitulate the concept of multiplication and division through a ppt. The children will engage themselves in asking doubts related to the concept. The concept will further be reinforced through a quiz through MS Forms. The common errors made by children will also be discussed.</p> <p><u>Day 2</u> With the help of a ppt and several illustrations, the concept of fractions will be revised. A quiz will be conducted and common errors made by children shall be discussed post the quiz.</p> <p><u>Day 3</u> With the help of geoboard (Math Kit), students will recapitulate the basic understanding of line, ray and line segment. They will then learn about angles and their types. They will have hands-on experience of making angles on the geoboard with the help of rubber bands. The class will conclude with a dance that will involve PT (exercise) incorporating the concept of angles.</p>	Youtube Videos	Geoboard activity MS forms question bank
	Angles	<ul style="list-style-type: none"> • Solve the questions based upon Multiplication and Division of whole numbers. • Answer the questions based upon fractions • enumerate the properties of angles • distinguish between acute, obtuse and right angle • measure the given angle • construct angle with the given measurement. • name an angle and explain the nomenclature rules of angles. 		Mental Math Sheet Math kit (Geoboard) ppt	




Day 4

The students will learn the nomenclature of angles. They will also learn about the tool 'protractor' and the use of the tool in measuring and constructing angles. The concepts will further be reinforced in the following classes.



Experiential Learning

The students will create some composition on geoboard using



rubber bands and count the angles in the composition. They will further distinguish the angles into acute, right and obtuse angles.

Date- September 1 – September 30, 2020

Class- IV (Social Studies)

Subject	Topic and Subtopic	Learning Outcome	Content	Activities/ AV Support	Assignment/ Home-task
Social Studies	Revision	<p>Students will be able to:</p> <ul style="list-style-type: none"> Recap the concepts of Plateaus and Islands of India. Recap the importance of soil and its fertility. Revise about the different kinds of soil found in India and their characteristics. Clarify the doubts related to assessment. Acquaint themselves with the different seasons of India. Differentiate between weather 	<p><u>(1/9/20-4/9/20)</u></p> <p><u>Day 1</u></p> <p>Students will be able to recapitulate:</p> <ul style="list-style-type: none"> Plateaus and their locations in India. Rich deposits of minerals in different plateau regions. Major island groups of India. <p><u>Day 2</u></p> <p>Students will be recapitulating and discussing about:</p> <ul style="list-style-type: none"> Relevance of Soil and its formation. Importance of Soil fertility. Characteristics of soils found in India. Soil erosion and conservation. 	<p>Assignments Podcast</p> <p>https://www.youtube.com/watch?v=BH4o26A_TA</p> <p>https://www.youtube.com/watch?v=Ut3BFedwvW8</p>	<p>Revise for Mid-Term Assessment.</p> <p>Worksheet</p>

and climate.

- Learn about the various factors that leads to new climatic conditions.
- Get to know about the exceptional conditions of coastal regions

Social Studies Revision on 8/9/20.

Social Studies Assessment on 9/9/20.

(22/9/20 – 30/9/20)

Day 1

Students will be apprised about the various seasons of India which includes:

Winter
Summer
Spring
Autumn
Monsoon

Day 2

Student-Teacher interaction about the cycle of seasons in India.



Date : September 01,2020- September 30,2020

Subject	Topics & Sub Topics	Learning Outcome	Content	Activities/ AV Support	Assignment/ Home Task
Science	Ch2- Animal And Their Young Ones	Students will be able to <ul style="list-style-type: none"> Differentiate between the animals that lay eggs and give birth to the young ones directly. Recapitulate the life cycles of frogs, butterflies, grasshoppers and cockroaches. Explain the characteristic of mammals. 	<u>1.09.2020- 4.09.2020</u> An interactive revision class where students and teacher will revise the entire chapter discussing and referring to the presentation made. After the class, a small revision test will be posted on teams to help students practice better.	Revise with the help of podcasts and ppt shared in the group and on teams.	Revise for the Mid Term Exam on 18.09.2020
	Ch7- Digestion Of Food	Students will be able to <ul style="list-style-type: none"> Explain the structure and functions of teeth. List the measures to take care of teeth. Describe the process of digestion Explain the types of microbes. 	An interactive revision class where the recapitulation will be done by going through the presentation followed by a quiz to boost the confidence and check the knowledge of students. After the class, a small revision test will be posted on teams to help students practice better.	Revise with the help of podcasts and ppt shared in the group and on teams.	
	Ch2- Plant Adaptations Mid Term Exam Ch2- Plant Adaptations	Students will be able to Categorise plants based on their habitat.	After the class, a small revision test will be posted on teams to help students practice better.		

		<p>Students will be able to</p> <ul style="list-style-type: none"> • Classify plants based on their habitats • Describe adaptations shown by the insectivorous plants and parasitic plants 	<p>Aquatic and terrestrial plants will be summarized for a quick recap followed by a quiz for better understanding.</p> <p><u>Mid Term Exam</u> Commences- 07.09.2020 Ends- 21.09.2020</p> <p><i>Science Revision- 17.09.2020</i> <i>Science Exam - 18.09.2020</i> <u>(22.09.2020-30.09.2020)</u></p> <p><u>Day 1</u> After discussing and explaining the question paper, the teacher will continue with the chapter.</p> <p>Plants growing in plains, marshy areas, forest and coastal areas will be done in detail. Furthermore, adaptations shown by plants to survive in their habitat will be discussed.</p>	<p>Revise with the help of podcasts and ppt shared in the group and on teams.</p> <p>PPT Youtube Videos</p> <p>Assignment to be completed on teams.</p>	<p>To recapitulate the topic/s taught in the class.</p>
--	--	---	--	---	---

			<p><u>Day 2</u> Students will be informed that most of the plants prepare their own food in the presence of sunlight and chlorophyll. But in some areas sufficient nutrients or sunlight is not available or the plant itself may lack chlorophyll, such plants show extreme adaptations. Then the students will be made familiar to insectivorous, non green and parasitic plants.</p> <p><u>Day 3</u> Recapitulation of the chapter where students will take charge of the class and explain the different types of adaptations shown by plants based on habitat</p> <p>Back exercise of the chapter will be discusses and the students will be asked to submit the notebook work on one note.</p>		
--	--	--	---	--	--

दिनांक : 1 से 30 सितंबर तक

हिंदी पाठ-योजना (कक्षा- चार)

साहित्य व व्याकरण (1-4 सितंबर पुनरावृत्ति)

दिन: 1 मध्यावधि परीक्षा हेतु पुनरावृत्ति।

दिन: 2 मध्यावधि परीक्षा हेतु पुनरावृत्ति।

व्याकरण (22-30 सितंबर)

दिन: 3 पाठ-7 सर्वनाम परिचय

दिन: 4 पाठ-7 सर्वनाम के भेद पर चर्चा।

दिन: 5 पाठ-7 सर्वनाम के अभ्यास कार्य पर चर्चा।

पाठ	विषय	अधिगम	क्रियाकलाप	गृहकार्य
<u>साहित्य व व्याकरण की पुनरावृत्ति (1-4 सितंबर)</u>	1. प्रश्नोत्तर 2. मूल्यपरकप्रश्न 3. संज्ञा, लिंग, वचन व उसके भेद 4 पर्याववाची व विलोम शब्द	1. मध्यावधि परीक्षा हेतु तैयारी कराना 2. साहित्यिक व व्याकरणिक ज्ञान में वृद्धि करना। 3. परीक्षा हेतु आत्मविश्वास उत्पन्न करना। 4 साहित्य व व्याकरण से संबंधित उत्पन्न संदेह को स्पष्ट करना।	MOCK TEST	मध्यावधि परीक्षा का पाठ्यक्रम याद कीजिए।
<u>व्याकरण पाठ-7 सर्वनाम (22-30 सितंबर)</u>	1. सर्वनाम परिचय 2. सर्वनाम के भेद।	1. व्याकरणिक कौशल का विकास। 2.संज्ञा के स्थान पर सर्वनाम का प्रयोग करना सिखाना 3.सर्वनाम के भेदों से अवगत कराना।	PPT हिंदी के समाचार पत्र में से किसी एक अनुच्छेद को पढ़कर उसमें आए सर्वनाम शब्दों को रेखांकित कीजिए व उत्तरपुस्तिका में चिपकाइए।	अनेक शब्दों के लिए एक शब्द याद करें। पृष्ठ संख्या-77 (1-10)

Date- 1-30 Sept 2020

Class-4

Subject	Topic and Subtopic(s)	Learning Outcome	Content	Activities/ AV Support	Assignment/ Home-task
संस्कृत (1 सितंबर, 2020) प्रथम दिवस:	पाठ-3-5 व संख्या की पुनरावृत्ति	मध्यावधि परीक्षा हेतु तैयारी कराना।	पुल्लिङ्ग,स्त्रीलिङ्ग व नपुंसकलिङ्ग शब्द संख्या 1-10 (7 सितंबर, 2020 को मध्यावधि परीक्षा)	MOCK TEST	मध्यावधि परीक्षा का पाठ्यक्रम याद कीजिए।
(22-30 सितंबर, 2020) प्रथम व द्वितीय दिवस:	पाठ-8 नपुंसकलिङ्गशब्दाः -त्रिवचनेषु	नपुंसकलिङ्गशब्दों का परिचय व उनका वचनानुसार ज्ञान कराना।	नपुंसकलिङ्ग फलों व वस्तुओं का परिचय कराना।	PPT नपुंसकलिङ्ग शब्दों से सम्बन्धित दृश्य सामग्री	शब्दार्थ याद कीजिए।

GAP Planning

Subject	Topic	Learning Objectives	Content
(Week4) GAP Know Your Aptitude Ch- 4,16	Videos for the month of September Ages	Students will be able to: <ul style="list-style-type: none">• enhance their logical and reasoning skills• solve age-based mathematical problems.	Watch all the videos on the given link: https://www.knowledgetribe.in/gapdigital/global-awareness-program-class-4

Lifeskills Lesson Plan

Subject	Topic and Subtopic	Learning Outcome	Content	Activities/AV support	Assignment/ Home Task
Lifeskills	Patience -Think before you act	Students will be able to: -learn the importance of being patient in life -acquire the virtue of patience through different activities .	<p>-The teacher will ask the students to read the Patience chapter in the Clearlight book before the class.</p> <p>-During the Lifeskills class teacher will summarise the story and the lesson learnt and introduce the topic patience with the help of a video</p> <p>Video link: https://youtu.be/ZhK_Y3MzZUc</p> <p>-The teacher will explain the meaning of patience using a personal example of a time when she exercised patience while working towards a goal.</p> <p>-Students will then share what patience means to them.</p> <p>-Students will then do an activity where they will write down 3 points on the topic - ' How do I exhibit patience with others in my daily life'.</p>	<p>-You tube video</p> <p>-Back exercise in the Clearlight book</p> <p>-The teacher will ask the students to set a goal which requires the virtue of patience. Students will do a 'step by step' activity where they will write down their goals and steps to achieve it.</p>	<p>The teacher will ask the students to practice patience at home by:</p> <p>-Counting for a few seconds before speaking when angry.</p> <p>-Doing short meditations</p> <p>-Indulging more in board games, reading books, baking etc other than playing fast paced video games.</p> <p>-Thinking twice before asking for something,i.e reflecting whether they need that particular toy, clothes, stationery etc at that point of time or not.</p>

September 1 – September 30

DAY	SUBJECT	TOPIC	LEARNING OUTCOME	AV SUPPORT/WHAT TO DO	ASSIGNMENT/H.W
1	Spanish (September 1,2020-September 4, 2020)	Revision for Mid Term Assessment. L-3 L-4 L-6	The students will revise the vocabulary of things in the classroom and colors. They will practice the same through PPT.	https://www.youtube.com/watch?v=WymNcjTO_9Y https://www.youtube.com/watch?v=3u89AZ3dx2U&t=35s Watch the videos and practice how to talk about your place of living. https://www.youtube.com/watch?v=zpLQSdu4V94 Revise and practice the pronunciation of colors.	*Complete the practice worksheet.
*SPANISH EXAM WILL BE CONDUCTED ON SEPTEMBER 7, 2020					
September 22, 2020 – September 30,2020					
1	Spanish	L-5 Miscosas	The students will be able to name the things that they keep in their school bag.	Read the vocabulary sheet and pronounce the new words and memorize them as well.	Write the new words learnt in your Spanish notebook.
2	Spanish	L-7 Los números	The students will be able to count till 50	https://www.youtube.com/watch?v=HuYFP0IGH2k Watch the video and practice the pronunciation of numbers in Spanish.	Write the numbers in your Spanish notebook.

Date : 01 September to 30 September

German

Date and subject	Topic	Learning outcome	Activities / AV support	Homework/Assignment
Sep 1, 2020 – Sep 4, 2020 Day 1 German	Mocktest / Revision for Mid Term paper Lesson 1 Lesson 2 Lesson 3 Lesson 4 Numbers, Colours, Family words	Students will practice for Mid-Term exam. Revision will be done.	Practice worksheet will be shared and discussed.	Revision for Mid Term exam.
Note: On September 7, 2020 there will be German Mid Term exam.				
September 22, 2020 – September 30, 2020				
Day 1 German	Lesson 4	Students can respond to the question « Wie viele sind da ? » Students can speak different animals name in German.	Podcast Quiz	Listen to the podcast and practice the correct pronunciation.

Date- September 1, 2020 To September 30, 2020

Class-IV (French)

DATE AND SUBJECT	TOPIC	LEARNING OUTCOME	CONTENT	ACTIVITIES/AU SUPPORT	ASSIGNMENT
Sep 1,2020- Sep 4,2020 Day 1 French	Revision for Mid-Term Exam Lesson - 0 Lesson - 1 Lesson-2 Présentez - vous	The students will be revising the culture of France like famous French food, famous French people etc. through PPT. They will be revising countings in French till 20 and also how they can introduce themselves in French.	-French culture - Salutations - Countings in French(0-20) - Vocabulary given in the book. - Introduction in French.	Practice worksheets will be shared. Podcast will be shared. Quiz will be conducted. They will get clarification for any doubts.	Revise for Mid Term Exam.
Note : French Exam will be conducted on September 7,2020.					
September 22, 2020 – September 30,2020					
Day 1 French	Lesson – 3 Je m'appelle...	The students will be able to learn how to conjugate the verb "Habiter". They will be able to frame sentences using Habiter verb. Reading of the lesson will be done where in students will be learning how to introduce someone in French.	-The verb Habiter	https://www.youtube.com/watch?v=9-DIsMs7HRA	Write three sentences in French using Habiter verb.
Day 2 French	Lesson – 3 Je m'appelle...		Vocabulary given in lesson-3.	Students will be given some dialogues to speak (given in book on page no.25).	Describe your friend in French.

GRADE: IV**September 1 – September 30**

DAY	SUBJECT	TOPIC	LEARNING OUTCOME	AV SUPPORT/WHAT TO DO	ASSIGNMENT/H.W
1	Chinese (September 1,2020-September 4, 2020)	Revision for Mid Term Assessment. L-3 L-4 L-5	The students will revise the vocabulary and grammar of lesson-3,4,5.	Worksheets, YouTube videos, audio CD Watch the videos and practice how to talk in Chinese.	*Complete the practice worksheet.
*CHINESE EXAM WILL BE CONDUCTED ON SEPTEMBER 7, 2020					

GRADE: IV**September 1- September 30**

DAY	SUBJECT	TOPIC	LEARNING OUTCOME	AV SUPPORT/WHAT TO DO	ASSIGNMENT/H.W
1	JAPANESE	Revision For Mid Term Assessment. L-1 L-2 KORE,SORE, ARE	The students will revise all kotoba, kaiwa,reibun.	YouTube videos, audio CD, worksheets.	*Revise the practice worksheets . Learn all kotoba, kaiwa, reibun.
*JAPANESE EXAM WILL BE CONDUCTED ON SEPTEMBER 7, 2020					
September 22, 2020 – September 30,2020					
1.	JAPANESE	L-3 DAI 3 KA	The students will be able to read kotoba, kaiwa.	Listen audio CD. Watch YouTube videos	Learn all kotoba, kaiwa, renshu. Try to write hiragana characters
2	JAPANESE	L-3 DAI 3 KA	The students will be able to talk in Japanese.	<u>ORAL EXPRESSION:</u> Talk about your daily routine using time in Japanese.	Complete the practice workbook.

Points to be noted:

- 1. September is the Mid Term Exam month so keep yourself relaxed, focussed and have a positive mind.**
- 2. Read some interesting stories or do meditation in your leisure time.**
- 3. Exercise, eat healthy and stay hydrated all the time.**
- 4. Follow a good routine during your exam days.**
- 5. Make the most of this opportunity to assess your learning.**