



श्री Venkateshwar International School

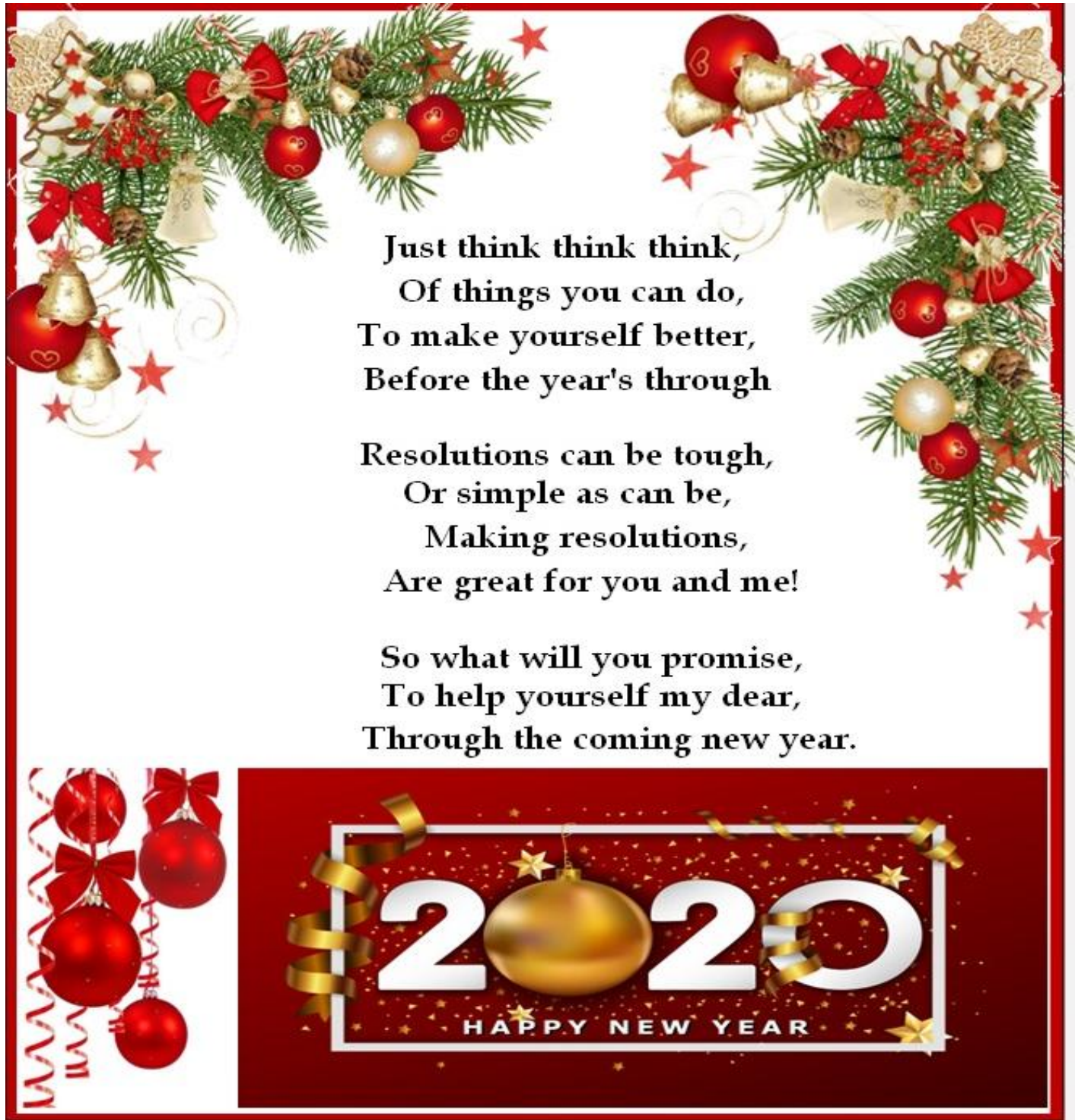
Sector-18, Dwarka, New Delhi-78

Winter Holidays Homework (2019-20)

Class – II

Name: _____

Sec: _____



Dear Children

The winter break from school is often filled with different plans and activities, but it is important to keep learning over these weeks. So enjoy yourself and make the beginning of the year fruitful and enjoyable by doing these interesting activities which will turn your vacation more creative and constructive.

- ❖ Read for pleasure- pick the newest book from your favourite series and read for fun. After reading, ask yourself questions such as, “Which is my favourite part?” or “Which character of the story I like the most and why?”
- ❖ Take measures to reduce Pollution.
- ❖ Plant a sapling and water it every second day.
- ❖ Do not use Plastic.
- ❖ Maintain reasonable bedtimes- with no school to get up for in the morning, follow a regular bedtime schedule and start your 2020 bright eyed! Limit watching TV to one hour.
- ❖ Encourage self responsibility- make your bed and clean your room daily.
- ❖ The more we share the more we have-donate food or clothes to the needy or poor to spread the joy of sharing.
- ❖ Stay positive, work hard, exercise regularly and eat healthy food.
- ❖ Avoid video games instead learn to play interesting games like Scrabble, Pictionary, Chess etc.



WINTER BREAK BINGO

How many of these activities can you do in the winter break? After you do an activity, fill the squares with different colours. Try to finish as many fun filled activities as you can.

B	I	N	G	O
I read a book by myself to my parents	I helped a family member cook a meal	I learnt and shared few facts about a place I visited during the vacation	I did some exercise daily to keep fit	I learnt to lay the table
I made my Christmas wish list	I played a lot of games with my family and friends	I donated food and clothes to the needy or poor to spread the joy of sharing	I read for minimum 20 minutes everyday	I learnt 10 new words during my break and made a list of it.
I performed 5 good deeds	I learnt two Christmas carols	I wrote and sent a thank you letter to my friend	I practised to turn off the lights when not in use	I cleaned my room
I made my own New Year resolutions and promised myself to fulfil them	I drew and labelled a winter picture	I made a list of Christmas nouns and verbs	I wrote a story about Santa	I learnt to tie my shoes

May your New Year Sparkle and Shine!



ENGLISH

1. Be a Budding Reporter

Read the newspaper headlines daily. Choose and cut any five interesting National news and paste them on A4 size coloured sheet.

Now present the same in front of your family and friends as the reporters do.

2. Reading is Succeeding

Enjoy the reading time with your loved ones.

Read any book aloud with your family. Have a general book talk. Discuss what you liked about the book. Now make your own book cover on A4 size coloured sheet and include the following:-

- a) Name
- b) Author
- c) Draw your favourite character

After you finish reading ask your parents to fill the attached Reading Feedback Form.



Reading Feedback Form

Date - _____

Name of the Child - _____

Name of the Parent - _____

Class and Section - _____

Name of the book read - _____

Does your child enjoy reading?

- ☐ Sometimes
- ☐ Always
- ☐ Never

Do you accompany him/her while your child is reading?

- ☐ Sometimes
- ☐ Always
- ☐ Never

Is your child

- ☐ an independent reader
- ☐ reads with assistance

How much time does your child devote to read the given book everyday?

- ☐ less than 15 minutes
- ☐ 15 minutes to 30 minutes
- ☐ more than 30 minutes

Is your child able to comprehend what he/she reads?

- ☐ Sometimes
- ☐ Always
- ☐ Never

What is your child's strength in reading?

- ☐ Comprehension
- ☐ Pronunciation
- ☐ Intonation
- ☐ Fluency
- ☐ All of the above

What is the difficulty faced by your child in reading?

- ☐ Comprehension
- ☐ Pronunciation
- ☐ Intonation
- ☐ Fluency
- ☐ All of the above

Does your child enjoy reading books to others (younger siblings or parents)?

- ☐ Sometimes
- ☐ Always
- ☐ Never

Does your child ask questions while reading?

- ☐ Sometimes
- ☐ Always
- ☐ Never

Do you discuss the story and its moral with your child after he/she reads the book?

- ☐ Sometimes
- ☐ Always
- ☐ Never

Can your child narrate the story in his/her own words?

- ☐ Beautifully
- ☐ Attempts fairly well
- ☐ Shows interest when asked
- ☐ Is disinterested

MATHEMATICS

TALLYING AND PICTURE GRAPH








FARMERS MARKET



“If the farmer is rich, then so is the nation.”


Help the farmer record how many vegetables he grew in the table below. First count how many vegetables he has and mark it in the table. Then write it in number form and make picture graph. Finally, answer the questions.



TYPE OF VEGETABLE		TALLY MARKS	NUMBER	
	Bell Pepper			
	Pumpkin			
	Cabbage			
	Tomato			
	Potato			
	Onion			

Draw a Picture Graph to show the data.

Vegetables Farmer has

Each  stands for 2 vegetable



Answer the questions based on the above picture graph:




- There are _____ vegetables altogether.
- There are _____ tomatoes.
- There are _____ pumpkins.
- Farmer grew _____ more bell peppers than onions.
- The vegetable in the greatest number is _____.
- The vegetable in the least number is _____.
- Farmer grew _____ more tomatoes than potatoes.


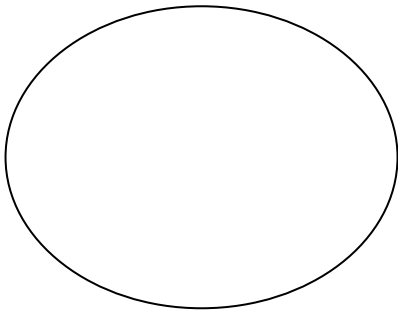



EVS & G.K.

Cu and Rio love to explore various places so they went to the tourism offices to gather some information about places of their interest. While doing so they heard a lot about so many beautiful places in India but they couldn't remember the names of those places. Can you help them by designing a brochure for them explaining about the place you would like them to visit? Given below is the sample of brochure. Based on the same create a brochure for a place of your interest.

Brochure (Sample)

Holiday Brochure	Things to see	Not to miss!
		
Welcome to the National Capital of India – De lhi.	<ul style="list-style-type: none"> • Qutub Minar • India Gate • Lotus Temple • Red Fort 	<ul style="list-style-type: none"> • Doll Museum • National Science Centre • Children's Park • Madame Tussauds

Holiday Brochure	Things to see	Where to go
		

I love my country India

Find out about the interesting facts about our country – India and write any 5 facts on the given half A4 sheet.

Movie Time!!!

Enjoy the following movies with your family.

- Mangalyaan
- Frozen 2
- Spies in Disguise
- Home Alone

Collage Making

Paste 5 pictures of the famous personalities of India and mention their field of achievement on A4 size sheet.

Places you may visit in Delhi

Do you know that there are a lot of fun activities you can do in the winter break in Delhi. Like Chavi and Tanvi enjoyed 'Shadow Fun' play, there are many light and sound shows organised in Delhi. E.g. Light and Sound Show at Red Fort. You may visit and share your experiences along with pictures (optional) on the A4 sheet given to you.

हिंदी

आप भारत में अब तक जिन स्थानों पर घूमने गए हैं, उन में से किन्हीं तीन राज्यों को भारत के मानचित्र पर रंग भर कर दर्शाएँ व वहाँ की प्रमुख भाषा व वहाँ के प्रमुख त्योहार को भी नीचे लिखें।



स्थान _____

स्थान _____

स्थान _____

भाषा _____

भाषा _____

भाषा _____

त्योहार _____

त्योहार _____

त्योहार _____

हम सबको अपने देश से बहुत प्यार है। इसी प्यार को दर्शाते हुए

‘हमारा प्यारा भारत’ विषय पर 6 पंक्तियों की स्वरचित कविता सुंदर ढंग से लिखें।



A decorative border of black stars of various sizes surrounds a central area. Inside this area, there are six horizontal lines for writing, arranged in a column. The stars are scattered along the top, bottom, and sides of the central area, creating a festive and patriotic atmosphere.