

# HOLIDAY HOMEWORK (2019-2020)

## CLASS – V



**Dear Children,**

**At last the much awaited summer vacation has begun. It is a time for relaxation and enjoyment. As important as it is to rest & enjoy, it is also important to continue to learn. Strike a balance between work and play and allow yourself to grow in the process. Let vacation time be a doorway to creativity, learning, growth and joy.**

**We have some very interesting Holiday Homework for you this vacation. You are sure to enjoy this learning activity. The projects have been chosen with a lot of deliberation. Utmost care has been taken to ensure that you use your creativity, your innovative ideas and your imagination to shape your projects into beautiful, wonderful 'creations' . Relax, enjoy, have loads of fun and come back refreshed.**

**Note:**

**Please remind your ward to revise English Grammar, Mathematics and Science syllabus of previous class and present class for Inter- School SAT, to be held on Friday, August 02, 2019.**

## **ENGLISH**

**‘Reading is the key to unlock the golden door of opportunities and freedom.’**

**Let us develop love for reading together.**

**Dear parents,**

We have got a collection of books for you to read. We have enclosed a list of books for your ward as well as mothers to read. When children see their mothers reading from a book, they will get more inspired. Try to buy atleast one book for your child and for yourself from the market or from the Scholastic book stall in the school.

**List of books for students is attached for reference.**

### **Books for parents:**

1. The Adventures of the Sherlock Homes
2. Jane Eyre
3. Wuthering Heights
4. Secret Garden
5. The Best of O’Henry
6. The Best of Saki
7. Once Upon a Story (Kindle edition available on Amazon)

**Q1. Read at least 2 to 3 books from the list attached for the students and do the given activity. Take three A-4 size sheets and create short reads of your own. You can give a suitable title, frame questions, draw pictures and give word meanings.**

**Q2. Make a vocabulary crossword puzzle based on the short reads issued in the class. The puzzle should have five horizontal rows and five vertical columns. Give easy clues for each word.**

**Q3. On an A-4 size sheet, make a list of about 10-12 idioms with their meanings. (You can also draw pictures.)**

### **हिंदी**

- किसी महापुरुष की जीवनी ए-4 साइज़ शीट पर लिखकर उनके जीवन से क्या सीख मिलती है लिखिए।
- ए-4 साइज़ शीट पर वृक्षारोपण हेतु एक विज्ञापन तैयार किजिए।

## Grade 5

### **The Mystery of the Secret Hair Oil Formula**


ISBN: 9788176555654

Author: Asha Nehemiah

This is hilarious adventure story, with delightfully wacky illustrations.

Somebody is trying to steal Paati's secret formula for the famous Wondegro Supersonic Hair Tonic but Paati is no ordinary grandmother, and she decides that no one can stop her from presenting her formula at the World Herbologist Conference. Along with her bossy granddaughter, lazy grandson and pink-haired assistant, she sets off on a set of wild adventures.

Price: ₹150



### **The Wit of Tenali Raman**

ISBN: 9788176556033

Author: Devika Rangachari

Everyone agreed that Raman of Tenali was very clever. As a boy-he exasperated people with his mischief as much as he impressed them with his intelligence. This collection of eighteen stories contains all the wit and wisdom that make the stories of Tenali Raman so widely read and well loved.

Price: ₹175



### **Funny & Funnier**

ISBN: 9788184774658

Author: Shirshendu Mukhopadhyay

"Award winning Bengali author, Shirshendu Mukhopadhyay, is well-known for his short stories for children. In this hilarious collection of ten stories, translated into English, meet a host of amusing characters like the cow and tiger that drink from the same pond, the thief who does not like to steal and the King who issues random commands."

Price: ₹150



### **The Complete Panchtantra**

ISBN: 9788184773033

Author: Sampurna Chattarji

Sampurna Chattarji weaves both familiar and unfamiliar stories together to make a complex, colourful and compelling new tale, told in the voices of the young boys, who are brought to life as never before. Structurally close to the original, she imbues the narrative with humour and vitality. The result is the first complete Panchatantra for children relevant, real and right for the twenty-first century.

Price: ₹250




### **A Very Naughty Bear!**

ISBN: 9789352755585

Author: Paro Anand

Have you met the world's naughtiest bear? Travel to his high mountain home in Bhutan and join him in his naughty and funny adventures.

Price: ₹199



### **The Book of Dragons**

ISBN: 9789352755769

Author: E Nesbit

Have you met the world's naughtiest bear? Travel to his high mountain home in Bhutan and join him in his naughty and funny adventures.

Price: ₹250



## MATHEMATICS

- Vedic Mathematics is a collection of Techniques / Sutras to solve mathematical arithmetics in easy and faster way. It consists of 16 Sutras and 13 Sub-Sutras which can be used for problems involved in arithmetic, algebra, geometry.
  - Trick – Digit Sums :  
A digit sum is the sum of all digits of a number and its found by adding them.  
Example:  $687 \rightarrow 6+8+7 \rightarrow 21 \rightarrow 2+1 \rightarrow 3$   
Keep finding the digit sum of the result until it is less than 10 (0 and 9 are equivalent).
  - Checking the answer of multiplication with digit sums.  
 $21 \rightarrow 2+1 \rightarrow 3$   
 $X \ 14 \rightarrow 1+4 \rightarrow 5 \ (3 \times 5 \rightarrow 15 \rightarrow 1+5 \rightarrow 6)$   
 $294 \rightarrow 2+9+4 \rightarrow 15 \rightarrow 1+5 \rightarrow 6$
  - Solve the given problems and check your answer with the trick explained. Present your work on an A4 sheet. (Refer to the class work done in math notebook on May 17, 2019)
- a)  $432 \times 78$       b)  $2009 \times 42$       c)  $9873 \times 27$       d)  $313 \times 564$       e)  $288 \times 731$
- Complete the Sudoku sheet and practice Sudoku regularly from newspaper.



**MathSphere**  
Sudoku



Fill in the puzzle so that every row across, every column down  
and every 3 by 3 box contains the numbers 1 to 9.

Medium Puzzle 1

6	5	9		1		2	8	
1				5			3	
2			8				1	
			1	3	5		7	
8			9					2
		3		7	8	6	4	
3		2			9			4
					1	8		
		8	7	6				

Clues:

1. Seek a 2 in the centre block of squares
2. Finish the centre block of squares
3. Search for 2s everywhere

- Revise tables upto 20.



## **SOCIAL SCIENCE**

### **1. (a) Make a model of the globe using newspaper strips.**

**Cut 2-inch broad and 15-20inch long strips of newspaper and stick them on an inflated balloon using fevicol.**

- Cover the balloon with those strips and let it dry.
- Once dried, deflate the balloon and paint the hollow shell blue.
- Stick the cut outs of various continents on it (colour them as well).
- Mark the oceans and continents on the globe.
- You can use your imagination and creativity to make the model in any other way too.

### **(b) Show the following on the model.**

- North and South Pole
- Equator
- Prime Meridian
- Northern and Southern Hemispheres

### **2. Draw a sketch of your locality. Show all the important landmarks on it.**

### **3. Prepare a report of your visit to a friend's place or any place you visited during the summer break. Illustrate the food, clothing and weather conditions of that place with the help of pictures and photographs. Share the experience in your own words on an A-4 size sheet.**

## **SCIENCE**

### **1. Vacations are the best time to relate your past and current learning to real life.**

- a. Check the time of sunrise, sunset and draw pictures of the sky at that time on an A4 size sheet.
- b. Observe the phases of the moon from 18<sup>th</sup> May- 17<sup>th</sup> June. Draw them on an A4 size sheet.
- c. Find out how Indian calendar (Lunar calendar) is based on these.

**Be prepared for a class quiz on the above topics.**


### **2. What is science? Think about it. Prepare a one minute talk on the same for the Classroom Talk.**

- a. Paste pictures of any four animals uniquely found in each Continent and Ocean in the given World map. (A4 size)
- b. Write their adaptive features which help them to live there.




## संस्कृत

प्रश्न-1 शरीर के अंगों के नाम संस्कृत में लिखिए-



प्रश्न 2— परिवार के सदस्यों के चित्र चिपकाकर और उनके नाम संस्कृत में लिखकर परिवार वृक्ष पूरा कीजिए—



प्रश्न-3 1-10 संख्यावाची शब्दों के फ्लैश कार्ड बनाइए।



## CHINESE

Given below are the sentences in English, rewrite the same in Chinese characters on an A4 sheet.

(You may use different colours to write different sentences.)

One example is given for your reference.

1. **I am student.** 我是一个学生。

2. Are you student?

3. Yes I am student.

4. Is he student?

5. He is not student.

6. He is a teacher.

7. Is he also a teacher?

8. He is doctor.

## JAPANESE

Given below are the letters in English, rewrite the same in HIRAGANA characters on an A4 sheet.

(You may use different colours to write different sentences.)

One example is given for your reference.

<b>a</b>	<b>i</b>	<b>u</b>	<b>e</b>	<b>o</b>
あ	い	う	え	お
Ka	ki	ku	ke	ko
Sa	shi	su	se	so
Ta	chi	tsu	te	to
Na	ni	nu	ne	no
Ha	hi	fu	he	ho

### **SPANISH**

- Make a poster on an A-3 size sheet on the topic – ‘Professions’ in Spanish. (Reference- Chapter-17 of the textbook).

### **FRENCH**

- Make Flash cards on “Les salutations” (Salutations).  
(Reference chapter- 1)

Or

- Make a collage on A4 sheet on traditional French clothing.  
(Research and find out about it, paste pictures of the different clothes on the paper and write their names in French)

### **GERMAN**

- Select any 10 common nouns from lessons 1, 2 and 3. Depict their meaning by making sentences and present it nicely on an A3 size sheet.