

DEEP PUBLIC SCHOOL

D-2, Vasant Kunj, New Delhi - 110070

SUMMER



Name:.....

Class: Nursery

Session : 2022-23

Being Good

Teaching manners helps for the kindness and a sense of community. By practicing proper manners and etiquettes your child will learn to appreciate others more, be pleasant to be with and likely develop into a positive adult. Teaching manners isn't difficult if you put into practice early and reinforce polite behaviours daily. Let's share some tips to make these holidays a fruitful and happy period for them.

- ✿ Teach them to wish “Good Morning” to everyone in the family.
- ✿ Kindly sing “Gayatri Mantra” with them.
- ✿ Help your child inculcate good habits like doing “Surya Pranam”.
- ✿ Use 4 Magical Words : “PLEASE, SORRY, THANK YOU & EXCUSE ME” as the part of basics of good manners.

HOW INDEPENDENT CAN I BECOME

Make your child more independent by teaching him or her various activities like:

- ✿ Buttoning and unbuttoning the shirt.
- ✿ Laying the table.
- ✿ Folding mats and clothes.
- ✿ Arranging their toy shelf.
- ✿ Learning to wear shoes and socks.
- ✿ Learning how to zip their school bag and their uniform. (shorts)
- ✿ Sorting and pairing household items.
- ✿ Watering the plants.



Self - Introduction

Knowing about one self is the most important thing at this tender age of learning!

To further build the confidence amongst children, let's start by teaching them how to introduce themselves.

So make your child learn the following:

1. My name is_____
2. I am a girl/boy.
3. My school is Deep public School.
4. My class is Nursery.
5. I am ____years old.



Gross Motor Skills & Fine Motor Skills

To enhance "Gross Motor skills" of your child enroll them in anyone of the following activities:

- ✿ Aerobics
- ✿ Skating
- ✿ Swimming
- ✿ Dance
- ✿ Play Ground Play





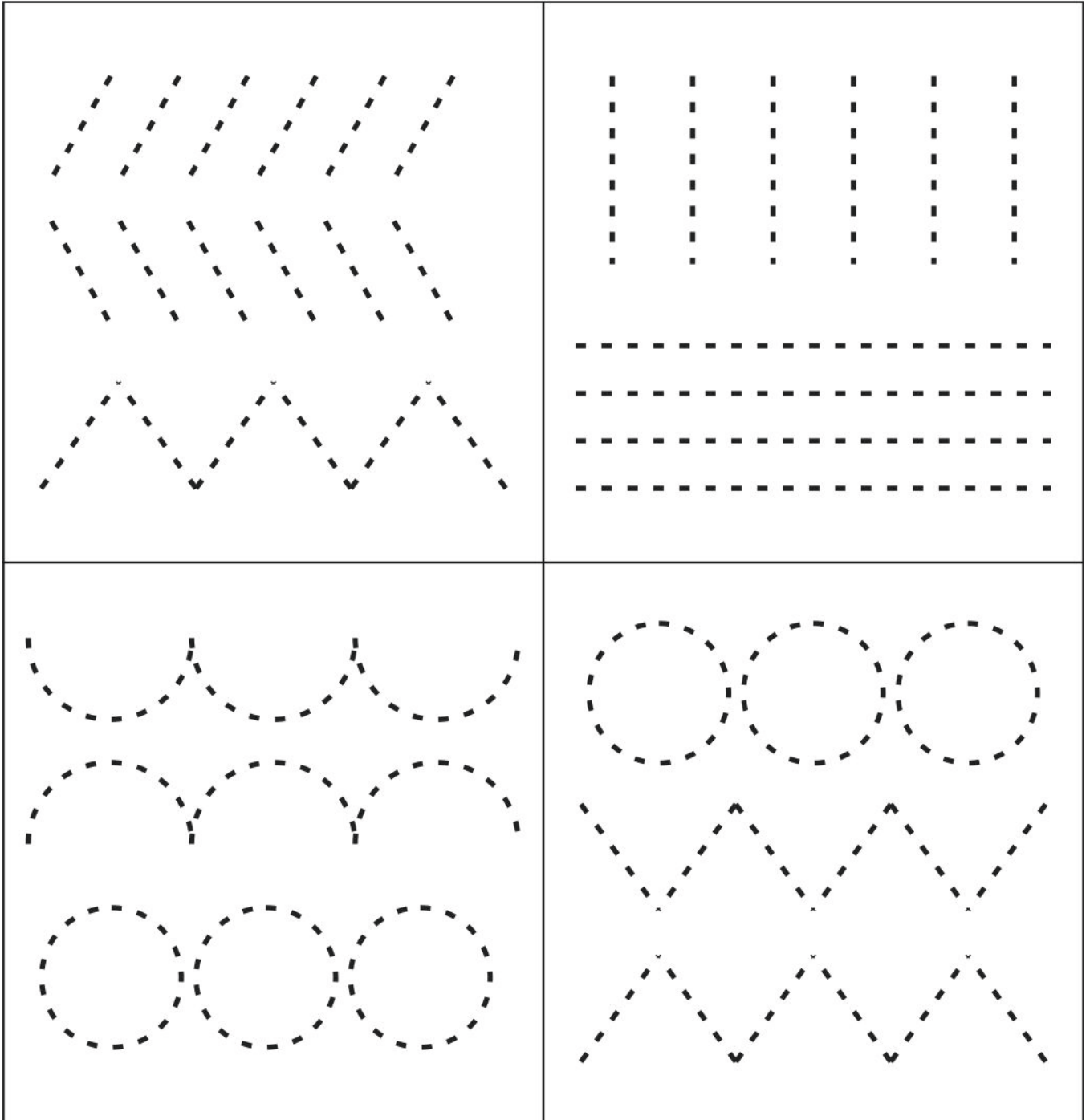
To develop Fine Motor Skills let your child indulge in activities like

- ✧ Mashing Potatoes.
- ✧ Shelling out peas.
- ✧ Opening and closing the bottle cap / tiffin lid.
- ✧ Lacing cards or stringing Beads.
- ✧ Sand Play.
- ✧ Turning pages of a Book.
- ✧ Squeezing bath sponges.




Let's Improve Our Pre-Writing Skills

Sheet- 1




Let's Improve Our Pre-Writing Skills

Sheet- 2






Let's Improve Our Pre-Writing Skills

Sheet- 3



Let's Improve Our Pre-Writing Skills


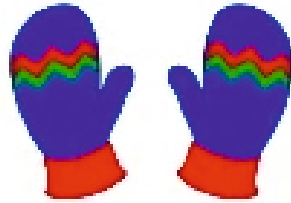
Sheet- 4



Let's Improve Our Pre-Writing Skills

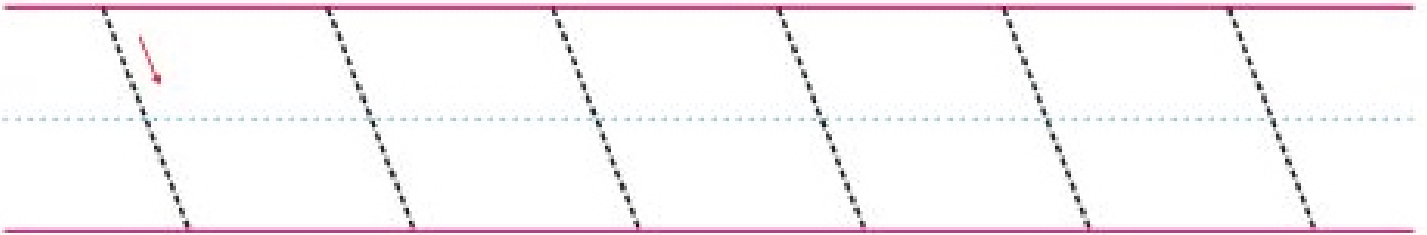
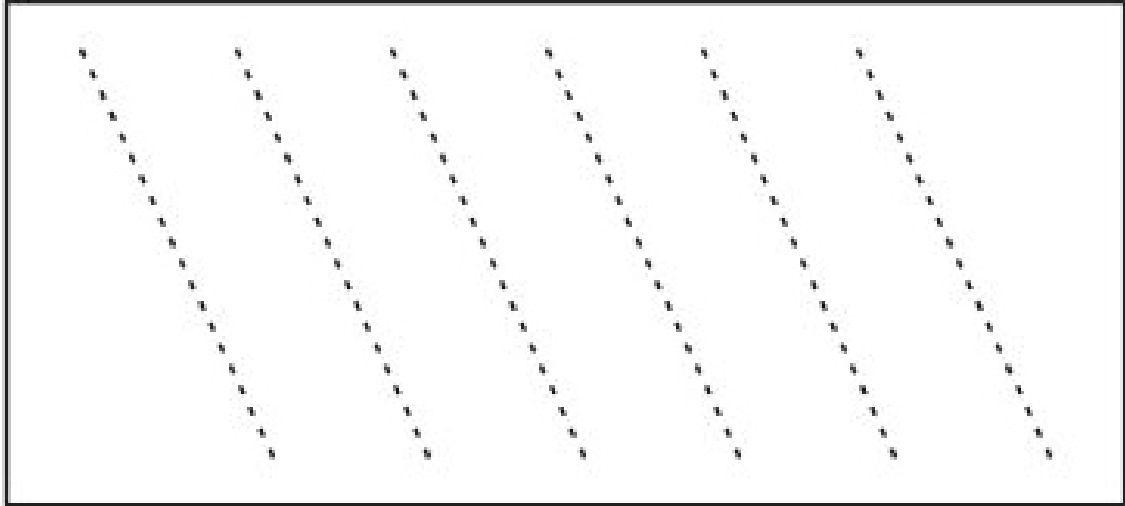
Sheet- 5

Trace the vertical line from top to bottom.





Let's Improve Our Pre-Writing Skills

Sheet- 6



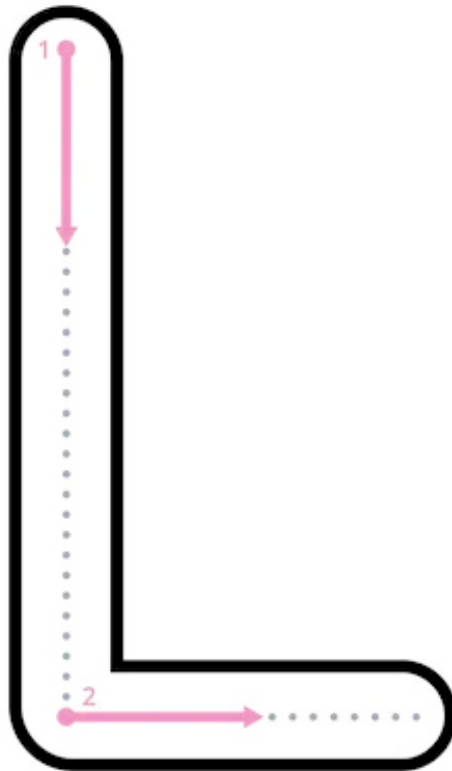
Let's Improve Our Pre-Writing Skills

Sheet- 7



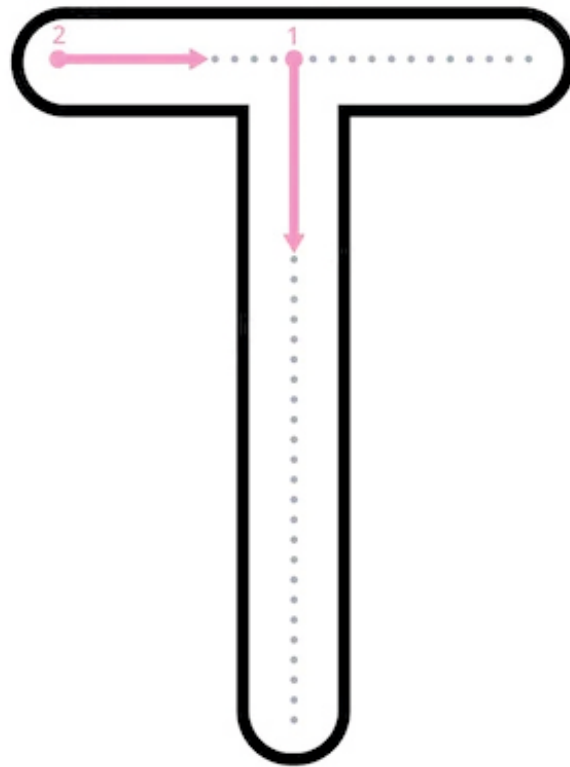
Let's Improve Our Pre-Writing Skills

Sheet- 8



Let's Improve Our Pre-Writing Skills

Sheet- 9



Let's Improve Our Pre-Writing Skills

Sheet- 10

