



**DEEP PUBLIC SCHOOL**

**Your Child's future is Our Priority !!**

## **SUMMER HOLIDAY HOMEWORK(2022-23)**

**Class - 1**

Dear Children!

The summer break is the best and the most fruitful time for learning and for nurturing creativity. While precautionary measures for COVID19 have resulted in all of us being quarantined in our homes, we must use this time to the best of our abilities.

Let's make this summer holiday interesting with some fun activities! Channelize your creativity and bring your inner talents to the fore! We cannot wait to meet you again. Till then stay safe and sound!

Here are some important points to keep in mind during your summer vacations:

- Complete all the activities during the vacation.
- Original drawings/illustrations and creative use of recycled and reused materials will be appreciated.
- Help your parents, grandparents and younger siblings with their chores.
- Play indoor games like carom, ludo, chess etc.
- Watch animated movies and other educative programs on television under the supervision of your parents.
- Parents are requested to guide the children to complete the task on their own.

**Enjoy your summer holidays safely!**





**DEEP PUBLIC SCHOOL**

Your Child's future is Our Priority !!

**SUMMER HOLIDAY HOME WORK (2022-23)**  
**CLASS-1**

**ENGLISH**

Read the clues. Fill in the colour names.



**ACROSS**



- 5 a colour, also the name of a fruit
- 7 the colour of grass
- 8 the colour of the sky


**DOWN**



- 1 the colour of snow
- 2 the colour of wood
- 3 the colour of a crow
- 4 the colour of a sunflower
- 6 the colour of a tomato

## Guess Our Names

Let us learn to clean a bicycle. Fill in the blanks. Take words from the box.

Take a small  \_\_\_\_\_ of water and a  \_\_\_\_\_

wet the duster. Use it to clean the  \_\_\_\_\_

the  \_\_\_\_\_ and the  \_\_\_\_\_ .

wheels  
bucket  
handle  
seat  
duster

Write the group names for these words.

- |            |             |         |                  |
|------------|-------------|---------|------------------|
| 1. bed     | sofa        | chair   | <i>furniture</i> |
| 2. cabbage | cauliflower | carrot  | V _____          |
| 3. lotus   | dahlia      | tulip   | _____            |
| 4. Duck    | deer        | dolphin | _____            |
| 5. pear    | peach       | plum    | _____            |

Look at the pictures. Circle the correct spellings.

1.  sun / son


2.  year / ear

3.  pair / pear

4.  won / one

## A or An

**A.** Would you write a or an before the words in the balloons? Colour the balloons **blue** for **a** or **red** for **an**.



1. Which of the above is also a computer part? .....

2. Which of the above is a bird that cannot fly? .....

**B.** Read the clues. Write the missing letters.

1. a water animal                      f\_\_\_\_\_sh

2. a type of plant                      b\_\_\_\_\_sh

3. the opposite of pull                u\_\_\_\_\_sh

4. a white vegetable                    d\_\_\_\_\_sh



## Myself

Read loudly and write neatly :

- 1 My name is \_\_\_\_\_.
- 2 I am \_\_\_\_\_ years old.
- 3 My birthday is on \_\_\_\_\_.
- 4 My height is \_\_\_\_\_.
- 5 My weight is \_\_\_\_\_.
- 6 I live in \_\_\_\_\_.
- 7 My father's name is \_\_\_\_\_.
- 8 My mother's name is \_\_\_\_\_.
- 9 I have \_\_\_\_\_ brother and \_\_\_\_\_ sister.

## My School and My Classroom

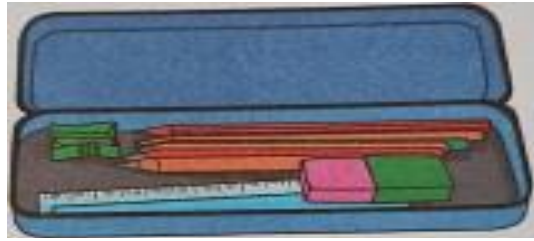
Read loudly and write neatly :

1. I go to .....School.
2. I am in Standard 1.
3. My Principal's name is .....
5. My class teacher's name is
6. My best friend is .....
7. I see chairs, desks, a blackboard, a table, a cupboard, lights and fans in my classroom.
8. I go to school to learn, to read and to write.
- 9 I love my school very much.

The image shows a series of horizontal lines for handwriting practice. Each line set consists of three lines: a top red line, a middle blue line, and a bottom red line. There are ten such sets of lines arranged vertically, providing a guide for letter height and placement.

# Comprehension

This is Samaksh. He is six years old. His mother's name is Sapna. She is a teacher. His father's name is Sandeep. He works in a travel company. His parents gifted him a blue pencil box on his birthday. His pencil box has two pencils, one sharpener, one eraser, one ruler and colour pencils. He carries his pencil box every day to school.



**Answer the following questions.**

1. How old is Samaksh? .....
2. What is Samaksh's mother's name? .....
3. Samaksh's father's name? .....
4. What is the colour of Samaksh's pencil box? .....
5. How many pencils are there in Samaksh's pencil box? .....

# Happy Birthday!

Read the passage.

Today is Neha's birthday. She is six years old. Rohan and Rita are at Neha's birthday party. The children are wearing party caps. There is a big birthday cake on the table. There are six candles on the cake. Neha will blow out the candles. Everybody will sing " Happy Birthday to you!"

## A. Tick (/) the correct words to complete the sentences.

1. It is ..... birthday.

a. Neha's

☐

b. Rohan's

☐

2. The children are wearing .....

a. helmets.

☐

b. party caps.

☐

3. There are ..... candles on the cake.

a. Six

☐

b. sixty

☐

4. Neha will ..... out the candles.

a. eat

☐

b. blow

☐



CLASS – Ist  
HOLIDAY HOMEWORK  
SUBJECT- HINDI

- 1) स्वर अथवा व्यंजन को याद करें और लिखें | (page no- 9)
- 2) रोज़ किसी एक मात्रावाले शब्दों को कॉपी में लिखें (सुलेख)
- 3) हिंदी की गिनती( 1- 10) तक हिंदी में लिखें( सप्ताह में एक बार याद करके)(page-41)
- 4) आप स्कूल जाने से पहले जो- जो काम करते हैं उनके सामने टिक लगाओ |(page-36)
- 5) आप स्कूल में कौन- कौन से काम करते हैं चुनकर बताओ इन क्षेत्रों में क्या क्या काम हो रहा है लिखो |(page-35)
- 6) सप्ताह के दिनों के नाम और महीनों के नाम याद कर कर कॉपी में लिखें |(page-23)
- 7) 10 उल्टे अर्थवाले शब्द कॉपी में लिखें | (page- 39)
- 8) 10 शब्द एक अनेक वाले कॉपी में लिखें | (page-26)
- 9) 10 शब्द एक जैसे अर्थ वाले कॉपी में लिखें | (page -38)
- 10) अपनी कॉपी में दादा जी दादी जी चाचा जी चाची जी मामा जी मामी जी के चित्र चिपकाओ|

नोट - (एक अलग नोटबुक में ये है सारा कार्य करेंगे)



**DEEP PUBLIC SCHOOL**

**Your Child's future is Our Priority !!**

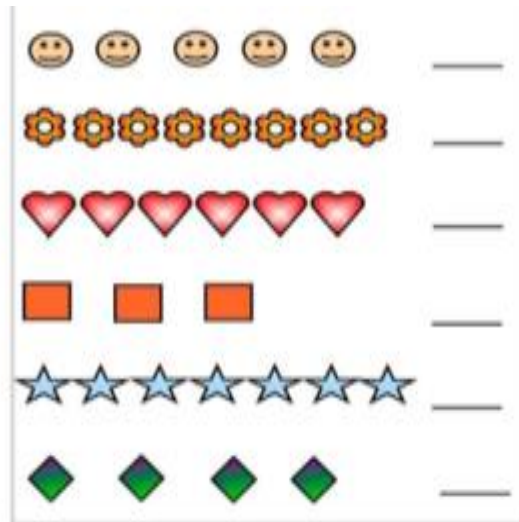
## CLASS I (2022-23) MATHEMATICS HOLIDAY HOMEWORK

Name: \_\_\_\_\_


Roll No: \_\_\_\_\_

**Note: Homework to be done on A 4 Size Sheets**

1. Count the pictures and write the numbers.



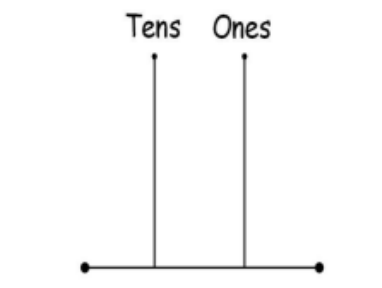
2. Count and compare the numbers:



3. Look at the given abacus and write the correct number and number name in the given space



4. On the given abacus, draw the required number of beads for number 42 and colour them





5. Write the missing numbers:

56	57			60	61		63		65
----	----	--	--	----	----	--	----	--	----

6. Arrange these numbers from small to big (increasing order)



7. Look at the pictures of objects in the activity sheet, count and write the number –



1. Tree - .....

2. Clouds - .....

3. Apples - .....

4. Sun - .....


5. Duck - .....

6. Chicks - .....

7. Flying Birds - .....

8. Plants - .....

8 Arrange these numbers from big to small (decreasing order)






9. Write the following numerals as tens and ones.




A) 83 ..... TENS ..... ONES

B) 67 ..... TENS ..... ONES

10. Count and write the sum.

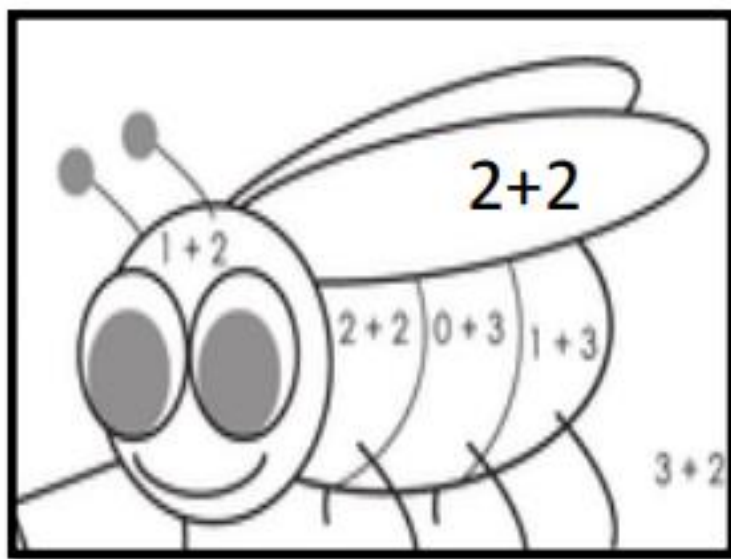
1.  +  = 

+  =

2.  +  = 

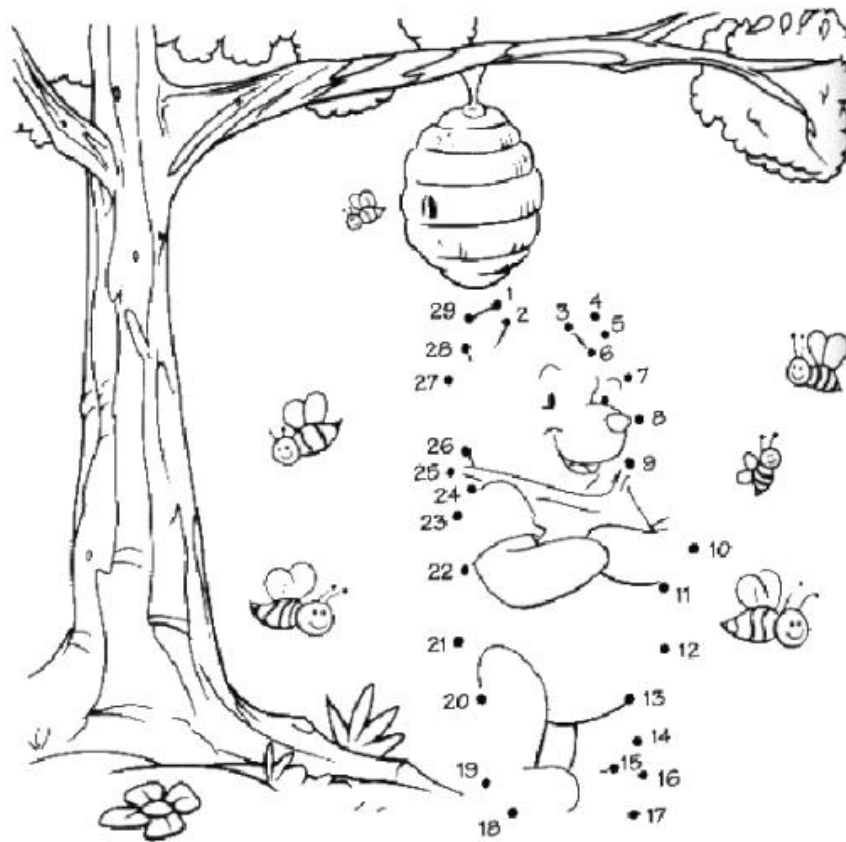
+  =

11. Add and colour all the sums using the colour key below



3	red
4	yellow
5	blue
6	pink
7	green
8	brown
9	orange

12. Join the dots in order of numbers to find out what is hidden



13. Learn and Write

- a) Tables 1 to 10.
- b) Number Name 1 to 50
- c) Backward counting 100 to 1.

14. Practise Before, After and Between, Smallest to Biggest, Biggest to smallest up to 100.



# Summer Holiday Home-Work (2022-23)

Class -1

E.V.S.

**This is about me**

## Identity Card

Name : .....

Father's Name : .....

Mother's Name : .....

Class : ..... .....


Roll No : .....

School : .....

Home Address : .....

.....

Phone Number : .....



Let me tell you—

My date of birth is .....

My brother's / sister's name is .....

My best friend's name is .....

My class teacher's name is .....

I love watching ..... on the television.

**Q.1. These are a few of my favourite things.**

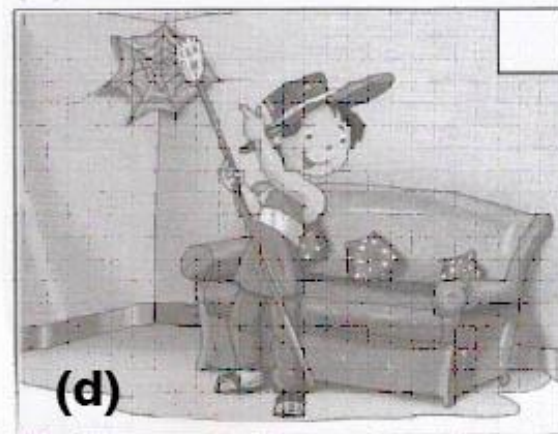

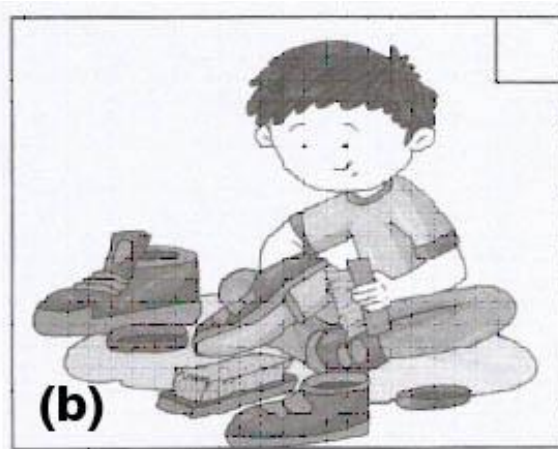

(a) food : .....

(b) toy : .....

(c) game: .....

(d) story: .....

**Q2. In the following pictures, tick (✓) the activities you do yourself.**



**Q.3. Write four things you like to do in your free time.**

(a) I like to .....

(b) I like to .....

(c) I like to .....

(d) I like to .....

**Q.4. Draw a picture of yourself in the space given below. Also, fill in the blanks to tell us about yourself.**




My name is ..... I am a ..... (boy / girl).

.....  
I am ..... Years old.

# My Family

**Q.1. Name the kinds of families shown in the pictures given below.**



(a) .....

(b) .....

**Q.2. Complete the following sentences with the help of the given words.**

Parents	four
Together	brother

(a) My ..... is the son of my parents.

(b) My mother and father are my .....

(c) There are ..... members in a small family.

(d) A family lives ..... in a house.

**Q.3. Write four things you like to do with your family. Take help from the words given below.**

stroll with my grandparents


play games

watch TV

go out for picnics



(a) I like to .....



(b) I like to .....

..... with my family.



(c) I like to .....



(d) I like to .....

with **my** cousins.

.....

**Q.4. Find the family members in the word grid given below.**

A	U	N	T	T	S	U	P	O	P	C	S
R	L	Q	S	D	I	G	O	B	J	O	U
I	C	X	C	V	S	L	P	A	A	U	N
N	M	Q	F	A	T	H	E	R	E	S	C
B	R	O	T	H	E	R	M	H	Q	I	L
M	O	T	H	E	R	S	H	I	N	N	E

# Our School

## Q.1. Match the following.

- |                |                                  |
|----------------|----------------------------------|
| (a) playground | (i) learn to draw and paint      |
| (b) craft room | (ii) sit and study               |
| (c) dance room | (iii) play games                 |
| (d) classroom  | (iv) sing, dance and learn music |

## Q.2. Fill in the blanks with the help of the words given below.

Assembly	library	medical	canteen
----------	---------	---------	---------

- (a) We buy eatables from our .....
- (b) When we fall sick, we go to the ..... room.
- (c) We read books in our.....
- (d) We attend the ..... in the school hall.

## Q.3. Look at the pictures and name them. Use the Help Box.

HELP BOX	Garden	staffroom	computer room
	canteen	Principal's office	medical room



(a) .....

(b) .....





(c) .....

(d) .....



(e) .....

(f) .....

**Q.4. Find the names of the school staff in the word given bellow. Write them in given blanks.**

(a).....

(b) .....

(c) .....

(d) .....

(e) .....

(f) .....

(g) .....

(h) .....

(i) .....

D	W	G	Q	T	S	U	P	T	P	E	O	N
R	B	U	S	D	R	I	V	E	R	O	U	Z
I	C	A	C	V	S	L	P	A	I	U	N	T
N	U	R	S	E	T	W	A	C	N	S	C	N
B	R	D	T	H	E	R	M	H	C	I	L	X
I	Q	X	B	R	R	S	H	E	I	P	E	R
U	G	A	R	D	E	N	E	R	P	T	R	U
I	Q	X	B	R	R	S	H	E	A	N	K	W
S	W	E	P	E	R	H	E	L	P	E	R	

# Our School

Q.1. Put the given items in the correct columns.

table, soap, chairs, fruits, blackboard, display board, chalk, computers, television, duster, dining table, dustbin, cooler, refrigerator, toys, almirah, fan, pictures, bed, vegetables

**Things in my classroom**

**Things which are not  
found in my classroom**



.....  
.....

.....  
.....



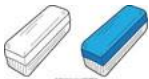
.....  
.....

.....  
.....



.....  
.....  
.....

.....  
.....  
.....



.....  
.....  
.....

.....  
.....  
.....



### Computer Science:

Draw and colour the picture of a computer and write its features on A3 sheet.

### G.K.

1. Make a collage on wild animals and pet animals.
2. Revise the work done in G.K Book.