



DEEP PUBLIC SCHOOL

Your Child's future is Our Priority !!

Summer Holiday Homework

Class – II English

Comprehension

Julie Helps Her Mother

One day Julie decided to help her mother in the housework. Her mother gave her many things to do. After sometime Julie came to her and said, "Mother, I have finished the work you gave me". Her mother asked, "Have you cleaned your room and washed



your uniform?". Julie replied, "Yes, I have done everything you told me to.

I have cleaned my room, washed my clothes, watered the plants and polished my shoes". Her mother said, "Thank you Julie. You

are a very nice girl. May God bless you".

1. Complete the following sentences.

- i. Julie decided to
- ii. Julie came to her mother and said
- iii. Julie's mother asked her if she has
.....

2. Circle the verbs in the passage and write them in the boxes.

.	.	.
.	.	.
.	.	

3. Tick (v) the correct answer.

- i. Julie's mother gave her thing to do.
(a) some (c) many
(b) enough (d) few
- ii. Julie washed her
(a) dress (c) bedsheet
(c) uniform (d) bag
- iii. A word from the passage that means 'answered' is:
(a) replied (c) watered

(b) washed

(d) bless

Remember

- Nouns are names of living and non-living things.
- A common noun is a general name given to a living or non-living thing.
- Common nouns indicate each person or thing of the same kind.
- Names of the parts of our body are also common nouns.

1. Write more names to each of the following, follow the example.

Potato	<i>Brinjal</i>
Sparrow	<i>Parrot</i>
Peach	<i>Apple</i>
Lion	<i>Tiger</i>
Teacher	<i>Doctor</i>

2. Activity

A. Match the words in column A with the words in column B to know some places we go to. The first one is done for you.

Column-A

Column-B

sick people

Zoo

caged animals

airport

where you go to study

park

where you buy things

hospital

where you play

school

where planes land and take off

shop

Fun with Words

1. Re-arrange the jumbled letters to make 'an animal'. Follow the example.

- a. HEEPS *SHEEP*
- b. NOLI
- c. REHSO
- d. WOC
- e. AOGT
- f. REAB
- g. GERIT



2. Remove a letter and make a new word.

- a. BREAK
- b. POUND
- c. CROW
- d. PEAR

e. CARE

3. Give the rhyming words of:

a. Bat

b. Pen

c. All

d. Jug

e. Toy

f. Wall

6. Write few sentences on "Morning Time" using the given words.

My Morning Time

brush	take	comb	drink	wear	polish
	tie	pack	go	pray	

1. I brush my teeth.



2.

3.

4.

5.

6.

7.

8.

9.

10.



Activity

Solve the riddle, name and draw a picture of the home appliance.

I can **iron** your dress and make you look the best.



I can **mix** your food and make it paste, when you are in haste.



I can **show** you a cartoon, if you finish your homework soon.



Story Writing


Choose the correct words from the box :

angrily, crying, didn't, fooling, grazed,
lies, sheep, shepherd, villagers, wolf




The Boy Who Cried 'Wolf'

A boy took his sheep every day to a hill. There the sheep quietly. The boy decided to have some fun. One day he shouted "Wolf, Wolf !" The lived nearby came running. "Where is the ?" they asked. "I was only you," the boy laughed. The villagers went away . One day a wolf really came. It killed one . The boy shouted "Wolf, Wolf !" The villagers said, "The boy is fooling us again." They come to help him. The boy sat as the wolf ran away with the dead sheep. The moral of the story is : Never tell even for fun.

Look at the pictures and circle 10 verbs in the puzzle :



A	S	H	O	U	T	C	H	X
S	W	I	M	D	F	L	Y	O
R	E	A	D	D	E	K	B	L
D	E	F	A	O	B	N	W	U
D	P	I	N	O	V	O	H	A
R	O	G	C	B	O	C	A	I
A	L	H	C	O	O	K	Z	K
W	T	T	S	S	K	I	P	P




Word Building

Make 3, 4, or 5 letter words from the word given bellow:

P U B L I C A T I O N S

1.
2.
3.
4.
5.
6.
7.
8.
9.
10.
11.
12.

Find and circle the doing words. One has been done for you.



Comprehension

Read the following story and Answer the Questions :

A farmer once got a goose that laid golden eggs, Every day the goose laid one egg, The farmer sold the eggs and became very rich. He was very happy.

The farmer's wife was greedy. She thought the goose was a magical goose full of eggs, She told her husband that if they kill the goose they would get all the eggs at once.

So the farmer killed the goose, He searched inside the goose but couldn't find any egg, The two of them were very sad that they had been so greedy.

What kind of goose did the farmer get?

Ans.

.....

How did the farmer get rich?

Ans.

.....

Why did the farmer's wife want the goose killed?

Ans.

.....

Give a suitable title to the above story.

CLASS-II

HOLIDAY HOMEWORK

SUBJECT-HINDI

- 1) रोज़ एक सुलेख(एक पेज) लिखें |
- 2) वर्ग पहेली में कुछ फल और सब्जियों के नाम दिए गए हैं उन्हें ऊपर से नीचे और बायें से दायें ढूँढकर लिखो(पेज न- 47)
- 3) हिंदी की गिनती(1 -20) तक याद करके कॉपी में लिखो(सप्ताह में एक बार)
(पेज नं-48)
- 4) कहानी लेखन- सहायक शब्दों के आधार पर कहानी पूरी करो | (पेज नं-55)
- 5) अनुच्छेद लेखन- निम्नलिखित विषयों पर कुछ वाक्य लिखो |(पेज नं-57)
- 6) लिंग- 12 लिंग शब्द कॉपी में याद करके लिखें | (पेज न -25)
- 7) विलोम शब्द- 12 विलोम शब्द याद करके कॉपी में लिखें |(पेज नं- 42)
- 8) समान अर्थ वाले शब्द – 12 शब्द हर शब्द के दो समान अर्थ लिखें |(पेज नं-40)
- 9) अनेक शब्दों के एक शब्द-15 अनेक शब्दों के एक शब्द कॉपी में याद कर लिखें
(पेज नं-44)
- 10) किन्हीं दो मौसम का चित्र बना कर उनके बारे में दो -दो वाक्य लिखो |

CLASS II (2022- 23)
MATHEMATICS HOLIDAY HOMEWORK

Name:

Roll No:

Note: Homework to be done on A 4 Size Sheets

1. Write number names of the following numerals

a) 109
.....

b) 178
.....

c) 160.....
.....

d) 155
.....

2. Write numerals of the following number names

a) one hundred twenty-four.....

b) one hundred forty-three.....

c) Fifty-eight.....

d) one hundred ninety-six.....

3. Write the place value of each digit of the following numbers:

a) 152

b) 107

4. Write the following numbers in ascending order:

a) 128 ; 34, 127 ; 78 ; 82 ; 72

.....

b) 50 ; 91 ; 131 ; 19 ; 5 ; 155

.....

5. Put '>,' '<' or '=' sign:

a) 87 78

b) 4 40

c) 48 141

d) 96 96

6. Fill in the given box

1. $15 + 8 =$

2. $19 + 13 =$

3. $16 + 10 =$

4. + 5 = 26

5. $25 +$ = 32


6. + 12 = 22

7. Add


$$\begin{array}{r} 25 \\ + 18 \\ \hline \\ \hline \end{array}$$

$$\begin{array}{r} 78 \\ + 14 \\ \hline \\ \hline \end{array}$$


8. Count the number of dots and add




$$\underline{\quad} + \underline{\quad} = \underline{\quad}$$



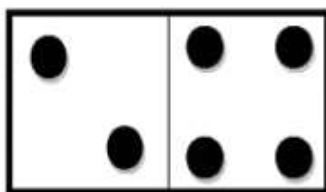
$$\underline{\quad} + \underline{\quad} = \underline{\quad}$$



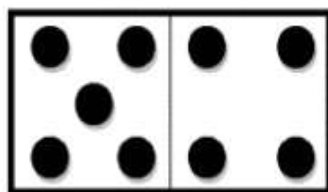
$$\underline{\quad} + \underline{\quad} = \underline{\quad}$$



$$\underline{\quad} + \underline{\quad} = \underline{\quad}$$



$$\underline{\quad} + \underline{\quad} = \underline{\quad}$$



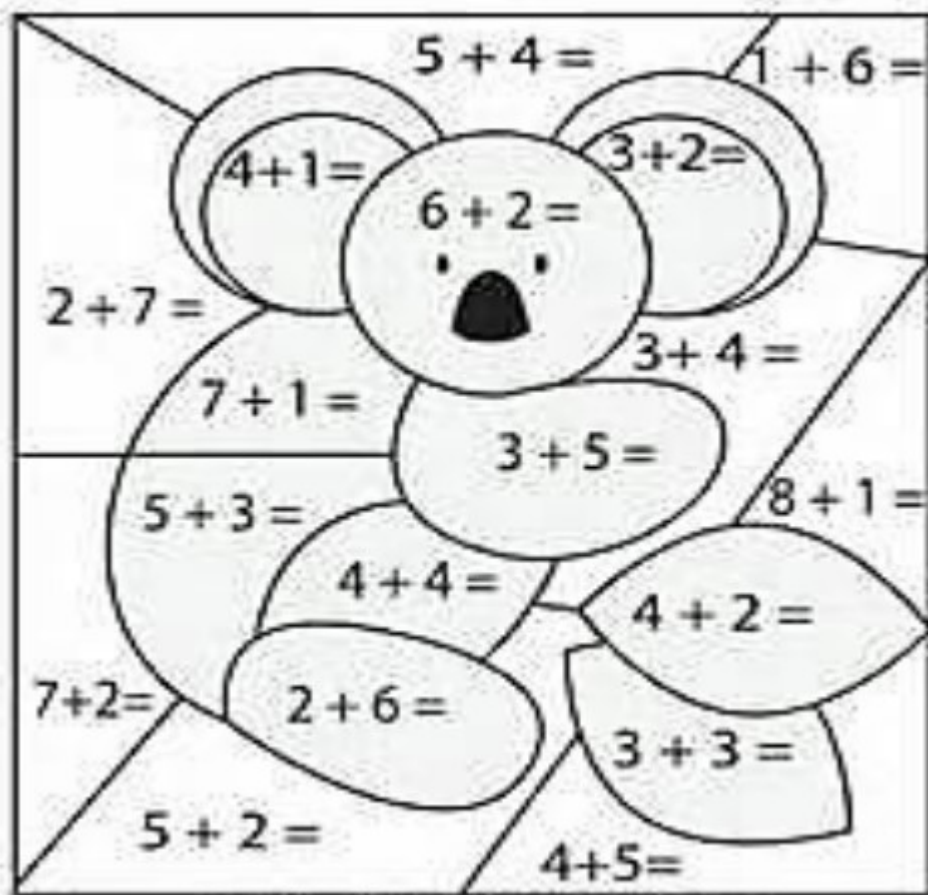
$$\underline{\quad} + \underline{\quad} = \underline{\quad}$$

9. Circle the even number

2 7	3 4
9 6	10 7
13 16	20 5
18 13	8 11
12 17	2 3

10. Look at the picture, add and colour

(5 Pink; 6 Green; 7 Brown; 8 Grey; 9 Blue)



11. Learn and Write

- a) Tables 1 to 12.
- b) Number Name 1 to 200
- c) Even and Odd numbers up to 200

12. Practice Before, After, and Between, increasing and decreasing order up to 200.

Summer Holidays Homework
Class -2 Subject – EVS (2022-23)

- NOTE: DO ALL THE ASSIGNMENTS IN A NEAT AND LEGIBLE HANDWRITING.
- PARENTS ARE REQUESTED TO GUIDE THE CHILDREN TO COMPLETE THE HOMEWORK OWN THEIR OWN.
- STUDENTS WILL COLLECT AND DEPICT INFORMATION ON A-3 SIZE SHEETS.

TOPIC: 1 My Family

Creative Corner : What are the various occasions that you celebrate with your family ?

Draw pictures in your scrapbook showing any two celebrations with your uncles and aunts .

Make a flow chart of family . Take Help from EVS text book page 12 . (Let' Remember)

Topic : 2 Our Neighbourhood

Write and learn the new words from your text book (page 18)
in your notebook .

Topic : 3 My country

Choose one of the following and make a chart (A-3 size sheet)

Write few sentences upon the same .

- a. The national flag of India
- b. The national bird of India
- c. The national animal of India
- d. The national flower of India

CLASS-II

HOLIDAY HOMEWORK

SUBJECT-COMPUTER SCIENCE

Do the following 2 activities in your scrapbook

Activity 1

Paste at least 6 pictures of uses of computer

Activity 2

Make a collage of places where you see computers

CLASS-II

HOLIDAY HOMEWORK

SUBJECT- GK

- On A3 size sheet draw and colour our National Symbols.
Write two / three lines upon each of them.
- Make a collage of different types of dances of India.
- In G.k book revise and complete the work Chapter 1 to 6 (page 5 to 12)