



ADRIEL HIGH SCHOOL
— *Powered By* —
PRATAP
INTERNATIONAL GROUP

HOLIDAYS HOMEWORK

CLASS I

Session 2021-22

Dear Parents,

It is summer vacation time again, a time to relax as well as fruitfully occupy the children in various scholastic and co-scholastic areas. Keeping this in mind, our teachers have painstakingly designed interesting Projects / Assignments for children to be completed during the summer vacation. This would encourage in-depth learning, strengthen concepts and prepare ground for improved academic output. As parents, kindly motivate and lend support to your children and ensure that they complete the given work well-in-time and to the best of their ability. Your encouragement can actually make a huge difference to the ultimate learning outcome of these projects. We would be happy if parents encourage children to work on their own. Please note the following: -

- ✚ Make your child read Hindi and English story books and children's Science magazines as much as possible so that each child can contribute to the school magazine in some way or the other.
- ✚ Encourage them to undertake creative writing, both in Hindi and English. You can tell them to write their experiences about the vacation and maintain a daily diary too. Even watching good English movies/plays can be an enjoyable learning experience.
- ✚ To make them aware of their surroundings, tell them to watch various informative TV Channels like Discovery, National Geographic, History and Animal Planet.
- ✚ To enhance their creative talent, motivate them to draw I paint, make PPT presentations on any family celebration or any activity/place/concept that interests them.
- ✚ Last but not the least, practice English and Hindi handwriting.
- ✚ Let these assignments / projects be fun filled so that learning is always a pleasurable activity for our young children.


We look forward to your co-operation.

HAPPY HOLIDAYS

PRINCIPAL

ENGLISH

Q1. Trace the following pattern.



"Say please when you are asking for something"

Q2. Write the word under the correct sound.

I can sort...
short vowel words



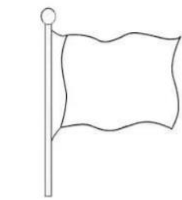
short-a	short-e	short-u

pan	men	nut	mat
jet	sub	dad	fed
pup	rap	Meg	hut

"Say thank you when you are given something"

Q3. Pick the correct blend from the column given below and write in the box to complete the word and colour the picture.

fl	pl	sl	cl	gl
tr	fr	gr	br	st



___ag



___ar



___unk



___ad



___ush



___ass



___eep




___ug




___own



___ass



___ant



___uck



___ock



___ate



___ower



___uits

"Say sorry when you have hurt someone unknowingly"

Q4. Read the nouns on the candy. Use the colour to code the candy.


Colour Code:

person -- red

place -- purple

thing -- pink


animal -- orange



"Say excuse me when you are passing by someone"

Q5. Encourage your child to read the following story and answer the following questions.

Bet, the pig



This is Bet. He is a pig.
He is big. He is pink in colour.
He likes to play with his friends.
All the friends run and jump in the mud.
After playing, the friends eat a lot of slop.



a. The name of the pig is:

- | | |
|--------|--------|
| 1. Pet | 2. Bat |
| 3. Bet | 4. Rat |

b. Bet likes to play with his _____

- | | |
|------------|---------|
| 1. Mom | 2. Slop |
| 2. Friends | 4. find |

c. Fill in the blanks:

1. Bet is _____ in color.
2. Bet and his friends like to _____ and _____ in the mud.
3. Bet and his friends like to eat _____.

















"Always respect your elders"

★ Q6. Cursive writing practice.

a 	a a a a a a a
b 	b b b b b b b
c 	c c c c c c c
d 	d d d d d d d
e 	e e e e e e e
f 	f f f f f f f
g 	g g g g g g g
h 	h h h h h h h
i 	i i i i i i i
j 	j j j j j j j
k 	k k k k k k k
l 	l l l l l l l
m 	m m m m m m m

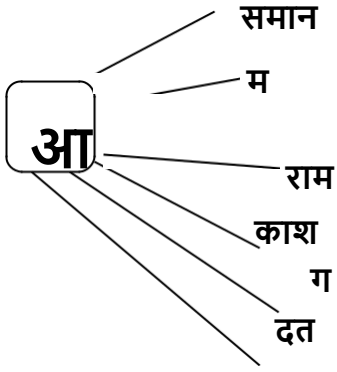
"There is one alphabet with 26 letters"

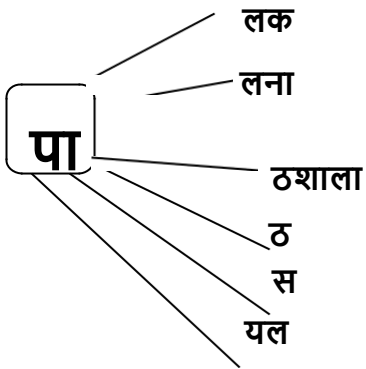
चित्र के नाम के पहले अक्षर को लिखो

“अंधेरे से मत, डरो सितारे अंधेरे मे ही चमकते है।”

जोड़ कर शब्द पूरा करो





“हार मत मानो, हमेशा अगला मौका ज़रूर आता है।”


वाक्य बनाओ



बस




देख कर खाली स्थान भरो।




“आप आज जो करते है , उस पर भविष्य निर्भर करता है “




चित्र को देख कर वाक्य पूरा करो।

1. अमन  ----- कर ।

2. राधा  ----- चख ।

3. नमन  ----- मत पटक ।

4. बाज़ार जाकर  ----- ला ।

5.  ----- जलाकर खाना बना ।

6. आकाश  ----- ला ।

7. राम  ----- जा ।















8. पलक  ----- लाई ।

“जिसके पास धैर्य है वह जो चाहे वो पा सकता है।”

MATH

Q1. Count each object in the picture and write its numeral and number name. Colour the picture.

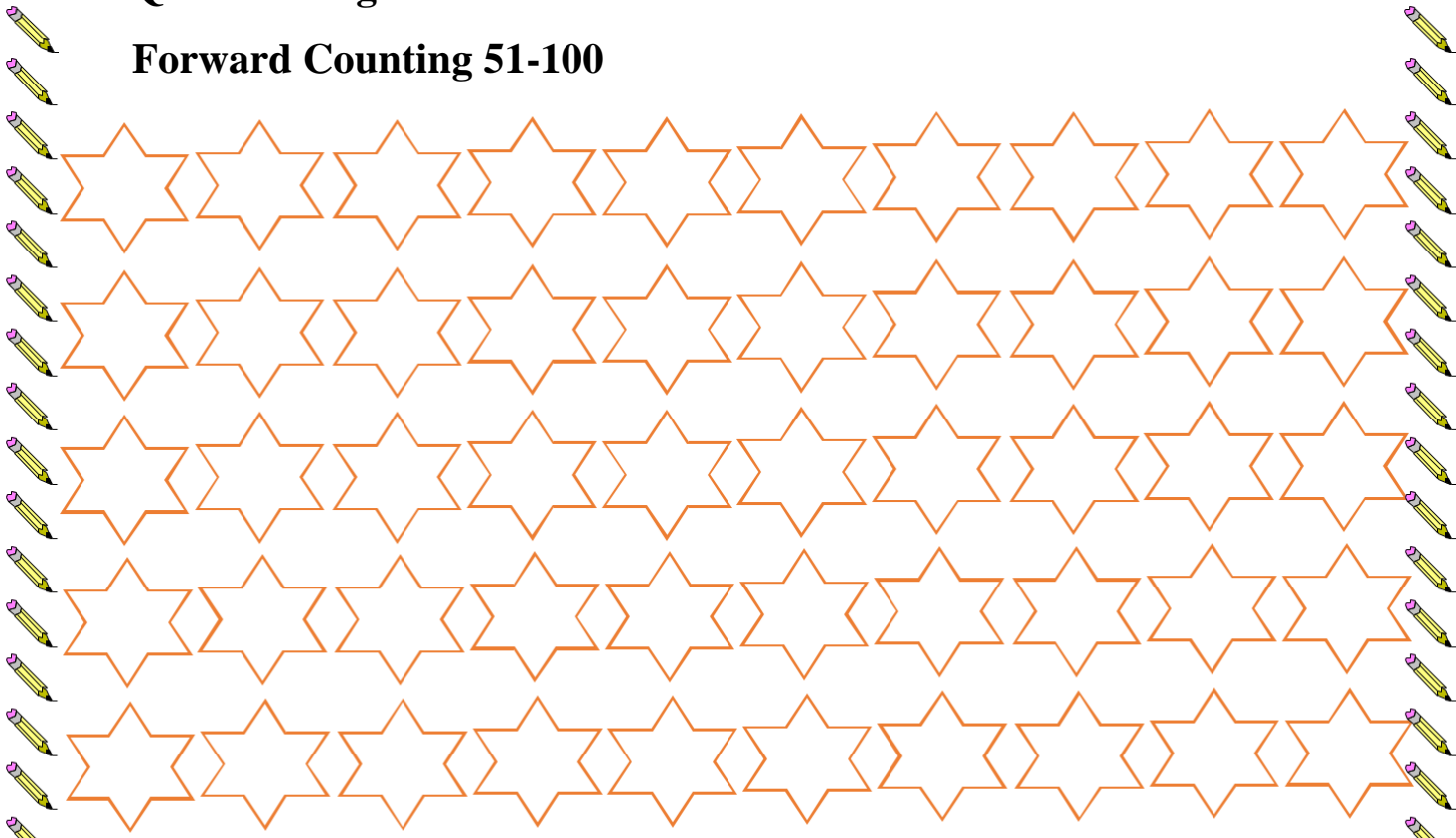


	4	Four		<input type="text"/>	
	<input type="text"/>			<input type="text"/>	
	<input type="text"/>			<input type="text"/>	
	<input type="text"/>			<input type="text"/>	
	<input type="text"/>			<input type="text"/>	
	<input type="text"/>			<input type="text"/>	
	<input type="text"/>			<input type="text"/>	

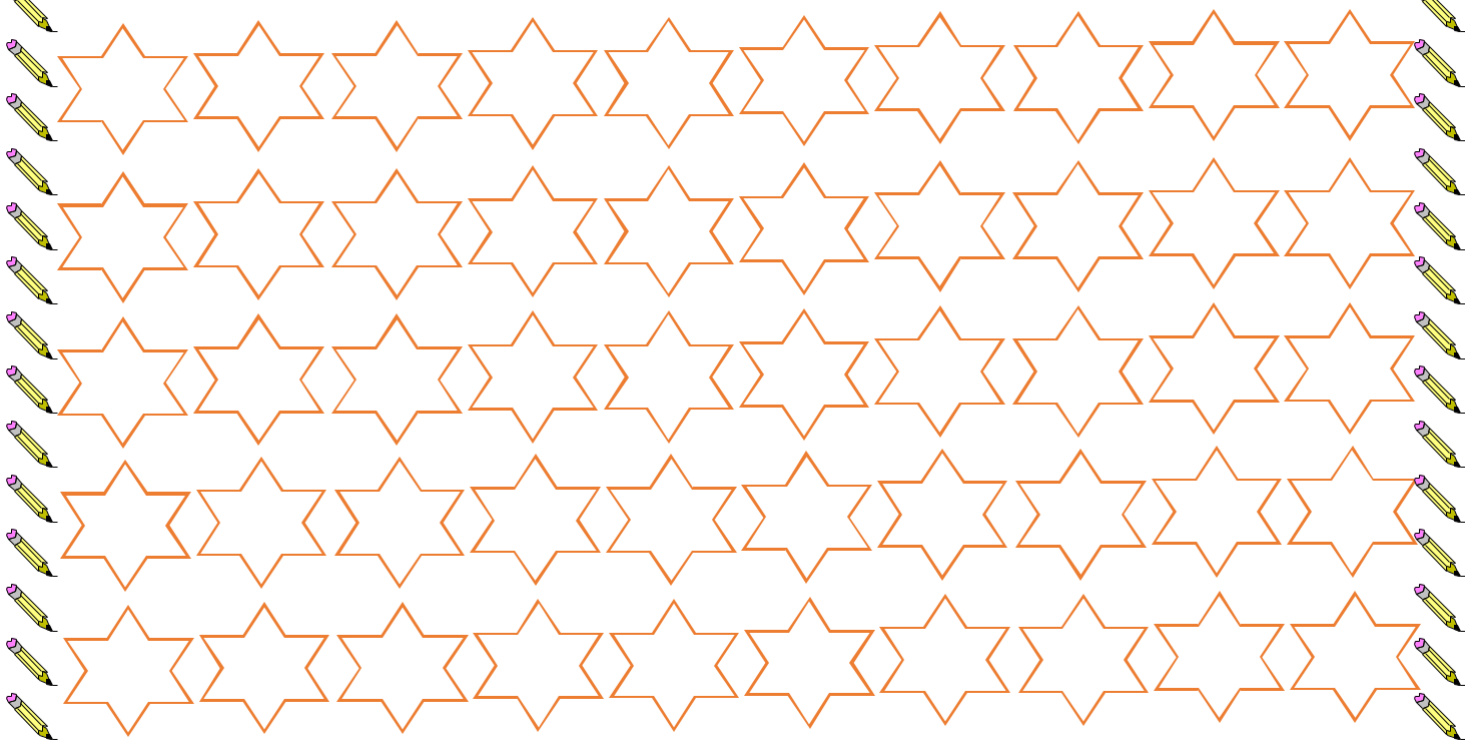
"Never say I can't. Always say I'll try"

Q2. Counting.

Forward Counting 51-100





Backward Counting 50-1





"Only way to learn mathematics is to do mathematics"



Q3. Add the following objects and write the sum.



1)  +  =

2)  +  =

3)  +  =



4)  +  =

5)  +  =

6)  +  =



7)  +  =


8)  +  =

9)  +  =


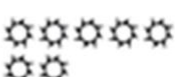
10)  +  =

11)  +  =

12)  +  =

13)  +  =


14)  +  =

15)  +  =

16)  +  =

"Mistakes are proof that we are trying"

Q4. Count the fish in each colour group. Write the number in the boxes. Add the two numbers and write the sum.



blue		red		blue and red
<input style="width: 50px; height: 50px; border: 1px solid blue;" type="text"/>	+	<input style="width: 50px; height: 50px; border: 1px solid red;" type="text"/>	=	<input style="width: 50px; height: 50px; border: 1px solid black;" type="text"/>

red		green		red and green
<input style="width: 50px; height: 50px; border: 1px solid red;" type="text"/>	+	<input style="width: 50px; height: 50px; border: 1px solid green;" type="text"/>	=	<input style="width: 50px; height: 50px; border: 1px solid black;" type="text"/>


yellow		blue		yellow and blue
<input style="width: 50px; height: 50px; border: 1px solid orange;" type="text"/>	+	<input style="width: 50px; height: 50px; border: 1px solid blue;" type="text"/>	=	<input style="width: 50px; height: 50px; border: 1px solid black;" type="text"/>

green		yellow		green and yellow
<input style="width: 50px; height: 50px; border: 1px solid green;" type="text"/>	+	<input style="width: 50px; height: 50px; border: 1px solid orange;" type="text"/>	=	<input style="width: 50px; height: 50px; border: 1px solid black;" type="text"/>





"Math= Mistakes Allow Thinking to Happen"

Fun with shapes





Q5. Count, colour the shape according to given colour code.



Count

	_____
	_____
	_____
	_____


Colour

	Blue
	Pink
	Yellow
	Orange

"Math makes your life add up"

E.V.S.

Q1. Paste the pictures of your family members in the given picture.



"We should love and respect our family members."

Q2. Colour the family you belong to:-




Big Family



Small Family

“Doing things together with family is great fun.”

Q3. Label the different body parts:-



Q4. Draw and colour the body parts which are in pairs. (at least 4)

"Humans have 206 bones."

Q5. Draw and colour the fruits and vegetables in the given baskets:-



Fruit Basket

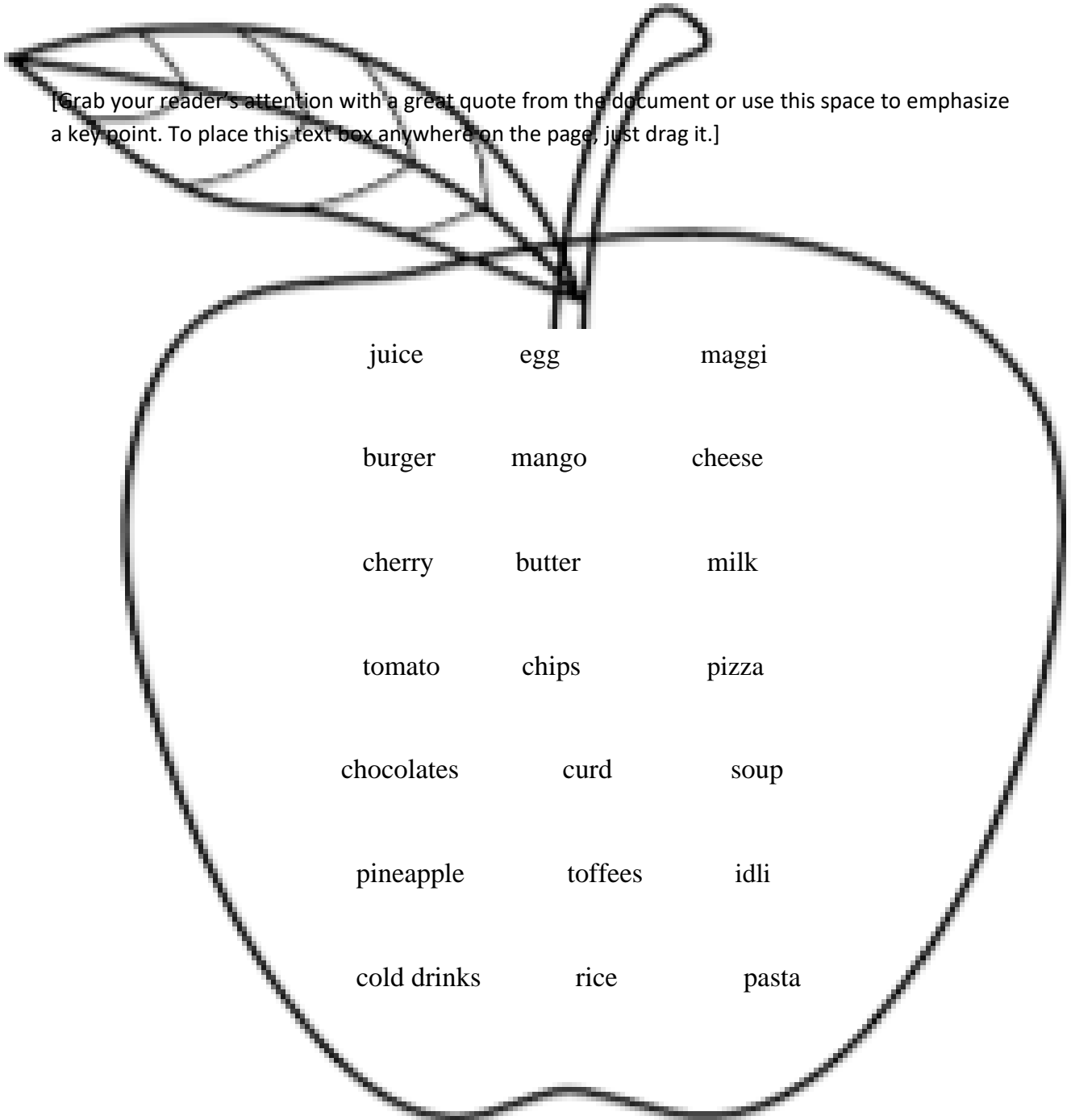


Vegetable basket

"Stay away from junk food and cold drinks"

Q6. Circle the healthy food with red and junk food with blue:-

[Grab your reader's attention with a great quote from the document or use this space to emphasize a key point. To place this text box anywhere on the page, just drag it.]



juice

egg

maggi

burger

mango

cheese

cherry

butter

milk

tomato

chips

pizza

chocolates

curd

soup

pineapple

toffees

idli


cold drinks

rice


pasta

"An apple a day keeps doctor away"

Q1. Colour the picture with bright colours and decorate it.



Q2. Dip cotton bud in different poster colours and give impression on the flowers and leaves.



Few guidelines to be followed:

1. Use a mask if you are going out in crowded places.
2. Wash your hands at least for 20 seconds with soap and water frequently.



3. Keep your hands away from eyes, mouth and nose.
4. Avoid handshake and reinforce the traditional Indian practice of 'Healthy Namaskar'.

KEEP YOURSELF HEALTHY:



STAY PROTECTED

STAY SAFE