



HOLIDAYS HOMEWORK

CLASS II

Session 2021-22

Dear Parents,

It is summer vacation time again, a time to relax as well as fruitfully occupy the children in various scholastic and co-scholastic areas. Keeping this in mind, our teachers have painstakingly designed interesting Projects / Assignments for children to be completed during the summer vacation. This would encourage in-depth learning, strengthen concepts and prepare ground for improved academic output. As parents, kindly motivate and lend support to your children and ensure that they complete the given work well-in-time and to the best of their ability. Your encouragement can actually make a huge difference to the ultimate learning outcome of these projects. We would be happy if parents encourage children to work on their own. Please note the following: -

- ✚ Make your child read Hindi and English story books and children's Science magazines as much as possible so that each child can contribute to the school magazine in some way or the other.
- ✚ Encourage them to undertake creative writing, both in Hindi and English. You can tell them to write their experiences about the vacation and maintain a daily diary too. Even watching good English movies/plays can be an enjoyable learning experience.
- ✚ To make them aware of their surroundings, tell them to watch various informative TV Channels like Discovery, National Geographic, History and Animal Planet.
- ✚ To enhance their creative talent, motivate them to draw I paint, make PPT presentations on any family celebration or any activity/place/concept that interests them.
- ✚ Last but not the least, practice English and Hindi handwriting.
- ✚ Let these assignments / projects be fun filled so that learning is always a pleasurable activity for our young children.

We look forward to your co-operation.

VICE PRINCIPAL

PRINCIPAL

PRATAPIAN VIRTUAL TRAVELOGUE

Within our country, so much to view.. let's learn and explore all that's new!

summer holidays are finally here, hurray!

we shout and we cheer!!

search engines set to surf the internet..

WRITE, SKETCH OR DRAW, WE WON'T FORGET!

while globetrotting, we learn all under the sun virtual touring is also such fun!!

S

travelling beyond let's find more, amazing sights and wonders

galore..!

work and enjoy.. you will reach high.,

YOU ARE A 'PRATAPIAN' - aim for the sky!!

INDIA

In our sessions, we have learnt a lot about INDIA. Virtually, let's explore more to gather extended information about the country.

Compile and display your research in any convenient form either-

- A Pictionary / Scrap/travel book covering the different aspects like the flag, currency, geographical features, cultural events, monuments, flora & fauna, inventions and discoveries, famous personalities, transport etc.
- A craft / drawing using innovative techniques learnt in our online sessions.



Add a dash of magic and a sense of wonder into your child's life by reading out and enacting a story and a rhyme to your child everyday.



- **Play educational games while spending quality family time**
- **Plan activities to nurture your child's talents in performing arts like art, craft, music, dance etc.**
- **Revise concepts taught so as to ensure that our children do not lose touch with them.**
- **Included discussions on relevant current topics, developing general awareness and intriguing their interest in the same.**

SUGGESTED VIEWING

Family Time is always fun and memorable. What better way to keep all of us entertained and informed than watching something interesting together!

Here is a list of some suggested viewing from Our Planet series available on Netflix.

- **Our Planet/ One Planet**
- **Our Planet/ Frozen Worlds**
- **Our Planet/ Jungles**
- **Our Planet/ Coastal Seas**
- **Our Planet/ From Deserts to Grasslands**

(ENVIRONMENTAL STUDIES)

Worksheet 1

Topic- Animals

Q.1. Fill in the correct option in the blanks:-

a) Animals that are found in forests are called _____ animals. (wild/ pet)

b) Animals that eat only plant food are called _____ animals.
(Carnivores /herbivores)

c) _____ are the animals that crawl on the ground or on the wall.
(Reptiles/insects)

d) Animals are _____ creatures. (Living/non-living)

e) An eagle is a _____ eating animal.
(plant/ flesh)

Q.2. Give two examples of each :-

a. Birds

b. Omnivores animals _____

c. Carnivores animals _____

Q.3. Answer the following questions:-



a. What are animals ?

b. What is the difference between wild and pet animals? Give any two examples.

c, Why do animals need a home?

d. Name the organization which works to protect animals .

Q.4. Draw and colour a picture of any one pet and wild animal also write its name in the box given below.



ACTIVITY -ENDANGERED ANIMALS YOGA POSES FOR KIDS

Follow the five-pose flow below to learn about the most endangered species in the world. Don't worry if you haven't tried

yoga before—just jump in and give it a try. Clear the space, practice barefoot, and have fun. The focus is on introducing yoga to children, not on perfectly aligned poses. Be safe, but also encourage them to explore their creativity.


1. PRETEND TO BE AN ASIAN ELEPHANT (FOUND IN ASIA).

How to practice Standing Wide-Legged Forward Bend: Stand tall with legs hip-width apart, feet facing forward, and straighten your arms alongside your body. Step your feet out wide, bend your upper body forward, clasp your hands together, and pretend to be an **elephant** with its trunk hanging between its legs.



2. PRETEND TO BE A BLACK RHINO (FOUND IN AFRICA, INDIA, NEPAL, INDONESIA, AND MALAYSIA).

How to practice Cat Pose: On all fours, round your back and tuck your chin into your chest. Pretend to be a **black rhino** grazing in a field.



3. PRETEND TO BE A TIGER (FOUND IN SOUTHEAST ASIA, CHINA, AND RUSSIA).

How to practice Extended Cat Pose: Come to all fours, extend one leg out behind you, and look forward. Take the opposite arm out in front of you to counterbalance. Repeat on the other side. Pretend to be a **tiger** running through the forest with its cub.



Maths

Worksheet- 1

Name-_____

Date_____

Numbers upto 200

1. Write the given numbers in Ascending Order.

a) 40, 66, 143, 198, 46

b) 70, 37, 78, 21, 16

c) 20, 114, 14, 70, 20

2. Write the given numbers in Descending Order.

a) 77, 80, 73, 23, 55

b) 45, 45, 40, 48, 96

c) 57, 45, 76, 87, 23

3. Put the sign. ($>$, $<$ or $=$)

a) 68 _____ 86

b) 97 _____ 88

c) 30 _____ 03

d) 56 _____ 16

e) 45 _____ 45

f) 21 _____ 27

4. Write after, before and between numbers.

43	
----	--

	68
--	----

	176		78		88
--	-----	--	----	--	----

70		11
----	--	----

5. Write the expanded form of following numbers.

a) 102 -

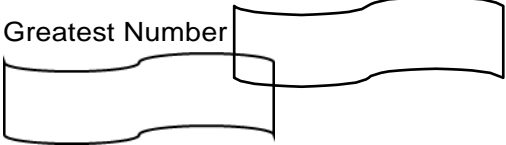
b) 183 -

6. Fill in the blanks.

- a) In 169 the place value of 9 is _____.
- b) 1 at hundreds place, 8 at tens place and 3 at ones place _____.
- c) Number 102 has _____ hundreds + _____ tens + _____ ones.
- d) Number 160 has 1 _____ + 6 _____ + 0 _____.
- e) The Number name of 152 is _____.
- f) In 183 the place value of 8 is _____.
- g) $100 + 60 + 4 =$ _____
- h) There are _____ numbers between 143 and 156.
- i) If we have 1 at ones place, tens place and hundreds place. I am _____.

j) Write the numeral of One Hundred sixty six - _____.

8. Using all the digits 1, 0, 9 just once, form the greatest and the smallest number.

Greatest Number		Smallest Number
-----------------	---	-----------------

9. Write Number Names of the following Numbers.

a) 73- _____

b) 189- _____

c) 199- _____

d) 85- _____

Name- _____

Date- _____

Numbers up to 200

1, Write the given numbers in Ascending Order.

a. 55, 34, 98, 50 _____

b. 70, 30, 100, 20, 90 _____

c. 26, 15, 66, 47, 22 _____

2. Write the given numbers in Descending Order.

d) 65, 69, 56, 23, 169 _____

e) 45, 14, 25, 47, 46 _____

f) 89, 35, 84, 87, 20 _____

3. Put the sign. (>, < or =)

d) 77 _____ 17

d) 52 _____ 51

e) 46 _____ 88

e) 46 _____ 54

f) 100 _____ 100

f) 120 _____ 22

4. Write after, before and between numbers.

99	
-----------	--

	199
--	------------

79			80		102
-----------	--	--	-----------	--	------------

45		47
-----------	--	-----------

5. Write the expanded form of following . a)

48

b) 70

6. Fill in the blanks.

k) In 100, the place value of 0 is _____

l) Number 121 has _____ hundreds + _____ tens + _____ ones.

m) Number 156 has 1 _____ + 5 _____ + 6 _____.

n) The Number name of 111 is _____.

o) 20 tens is equal to.....

p) $100 + 60 + 4 =$ _____

q) There are _____ numbers between 100 and 110

r) If we have 1 at ones place, tens place and hundreds place. I am _____.

s) Write the numeral of one Hundred fifty six - _____.

7. Using all the digits 1,5,6 just once, form the greatest and the smallest number.

Greatest Number

Smallest Number

8. Write Number Names of the following Numbers.

PRATAP INTERNATIONAL SCHOOL, SEC-24

English

Worksheet - 1

Name : _____

Date : _____

Q:1 Look at the picture and write 3-4 sentences about it. You may take the help of the words given in the word bank :



WORDBANK: children, garden, grass, football, ball, girls, slide, hoopla, tree, greenery, flowers.

Q:2 Rearrange the words and make a meaningful sentence out of it

1) park / the / is / boy / The / in // playing .

2) jumping / a / girl // is / .

3) why/you/are/not/to/going/the/market?

-

4) I/actor/last/night/met/favourite/my.

Q:2 Make sentences :

1) Swings : _____

2) Greenery: _____

Q.3 Underline the common noun and circle the special nouns.

Tina goes to park every day.

She likes to ride bicycle .

She always plays with his little sister Maria

She likes to draw and paint Doraemon . Everyone likes to see her work.

Q: 4 Answer the following questions from the poem Try to lick my elbow:

a) Which part of the body is hard to reach though it is near ?

b) Can you touch your elbows to your toes?

Nouns

Common nouns



A This is a picture of a ... school park river

B Look at the picture again. Fill in the missing letters to get the names of **people**, **animals** and **things** you see in the picture.

People

g _____

b _____

Animals

m _____

d _____

b _____ y

Things

t _____ e

b _____ k

b _____ l

f _____ r

PRATAP INTERNATIONAL SCHOOL, SEC-24

English

Worksheet-2

Name: _____ Class: _____ Date: _____

Q:1. Write two sentences ending with the Question mark which you are going to ask from your

1) Teacher –

2) Best friend _

Q:2. Write two sentences ending with the full stop if you will get a chance to meet a talking tree

Q.3. Write 3-4 sentences on “Food I like the most

.....

Name- _____

Date- _____

हिंदी पुनरावृत्ति -1

अपठित गद्यांश

१. चिट्ठू और पिंठू दो भाई थे दोनों ने कुछ पशु पक्षी पाल रखे थे। एक दिन दोनों भाइयों के मम्मी पापा शादी में गए थे और वे दोनों घर पर अकेले थे। उन्होंने सभी के पिंजरे खोल दिए चिड़िया और तोता खूब चहचहाये। खरगोश और कबूतर इधर उधर घूमने लगे। वे सभी पिंजरों से बहार निकल कर काफी खुश थे मानो जैसे खुशियों की बहार सी आ गयी हो।

ऊपर दिए गए गद्यांश के आधार पर सही उत्तर दिजिए -

क. चिट्ठू और पिंठू कौन थे ?

ख. उनके मम्मी पापा कहाँ गए थे ?

ग. कबूतर और खरगोश कहाँ घूमने लगे ?

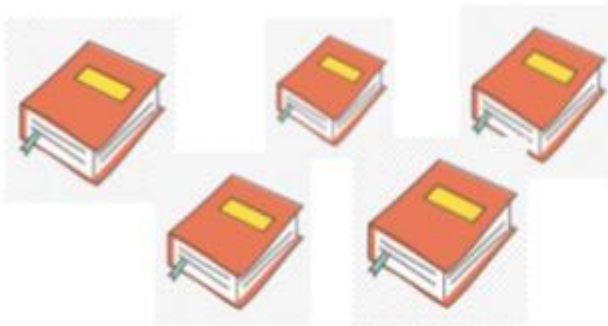

घ. गद्यांश में से चार संज्ञा शब्द छांटकर लिखिए-

हिंदी पुनरावृत्ति -2

१. संक्युताक्षर शब्दों पर गोला ○ लगाओ :-

पलंग	हल्दी	सूरज
चिल्लाया	लड़का	स्वामी
झटपट	ध्यान	सचमुच
सप्ताह	बस्ता	खरगोश

२. दिए गए चित्रों को गिन कर शब्दों में लिखें :-



3. निचे दिए गए संज्ञा शब्दों की सहायता से वाक्य पूरे कीजिए -

महात्मा गाँधी , फल , रसोई, फूल , दिल्ली

1. मैं _____ में रहता हूँ ।
2. माँ _____ में खाना बना रही है ।
3. बाग में बहुत सुंदर _____ हैं ।
4. _____ जी को राष्ट्रपिता कहा जाता है ।
5. टोकरी में _____ रखे हैं ।

4. पशु पक्षियों का उनकी बोलियों से मिलान करे :-

- | | | |
|-----------|---------------|--------------------------|
| 1. बिल्ली | टे- टे | <input type="checkbox"/> |
| 2. शेर | दहाड़ना | <input type="checkbox"/> |
| 3. तोता | म्याऊँ म्याऊँ | <input type="checkbox"/> |
| 4. घोड़ा | हिनहिनाना | <input type="checkbox"/> |

5. नीचे दिए गए विषयों पर रचनात्मक लेखन लिखें :-

क. मेरी माँ


ख. मेरा प्रिय दोस्त / सहेली

ART AND CRAFT WORK

A. Make a Rabbit from thermol glasses.



B. Try to make a Pen stand with waste material.



c. Take 5 different colours of pastel a4sheet, take one black a4pastel sheet, write your name on that black sheet. Cut that colourful pastel sheets in small pieces and paste it over your name.

