



**USER MANUAL**  
**CLOUD 9**  
**TEACHER PORTAL**

Bloom Public School  
Vasant Kunj, New Delhi  
110070

# **Kindly install Cloud9 School App on your mobile phone**



- Go to Google play store or Apple play store
- Search Cloud9 school app and download/install on mobile
- When installed, login with given user ID and password by school

# www.bloompublicschool.org

Welcome to Bloom Public School

**Bloom Public School**  
Vasant Kunj

Click on Login Icon → LOGIN

Career | Contact Us | STD. XII RESULTS 2016-17 | Terms & Conditions | Alumni Registration

Home About Us Academics Facilities Gallery Careers Admission Events Transfer Certificates Circulars

Syllabus School Calendar Downloads

**Bloom Public School** is a co-educational English medium, progressive school. The academic curriculum at Bloom is based on wisdom of the past with an eye to the future. It is an education designed to succeed in the coming millenium. Bloom provides a comprehensive education that will serve both in career as well as in personal life- an education that will prepare your child for a life time of learning.

# Login Page

Welcome to Bloom Public School

Not secure | www.bloompublicschool.org/admin/login.aspx?enc=c2Nob29sY29kZT1CUFNWS0o=

**Bloom Public School**  
Fostering Leadership & Learning  
BLOOM PUBLIC SCHOOL

**Login**

Remember Me [Forgot Credentials?](#)

Powered by [www.shauryasoft.com](http://www.shauryasoft.com)

GET IT ON Google Play

Download on the App Store



# Teacher Dashboard

Cloud9 School ERP 2021-2022 BLOOM PUBLIC SCHOOL Ms Ritu Singh

Teacher Dashboard

**Ms Ritu Singh**  
III-B

Profile Credentials

School Branch  
VASANT KUNJ [BLOOM PUBLIC SCHOOL]

Academic Year  
2021-2022

Search Teacher  
72 Ritu Singh

Submit User Dashboard

RECENT COMMUNICATION [More](#)

**Avika Chauhan (III-B)**  
Connect  
54 days ago

Noted.

NEWS & ANNOUNCEMENTS

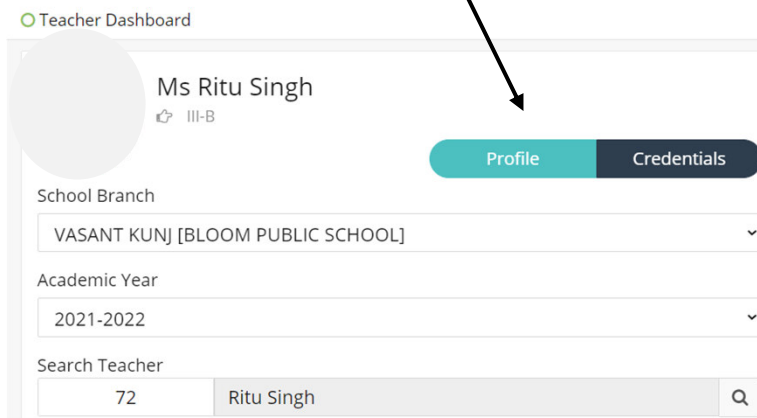
17-Jul-2020 Class XII Toppers 2019-20	312 days ago	No Announcements Found
06-Jul-2020 National Level Online Quiz	323 days ago	
02-Jul-2020 Youth Lead the Change	327 days ago	
29-Jun-2020 National Level Online Quiz	330 days ago	
23-Jun-2020 International Yoga Day 21st June 2020	336 days ago	

Contd.

# Teacher Dashboard

## UPLOAD PHOTO

Click on the Profile



Teacher Dashboard

Ms Ritu Singh  
III-B

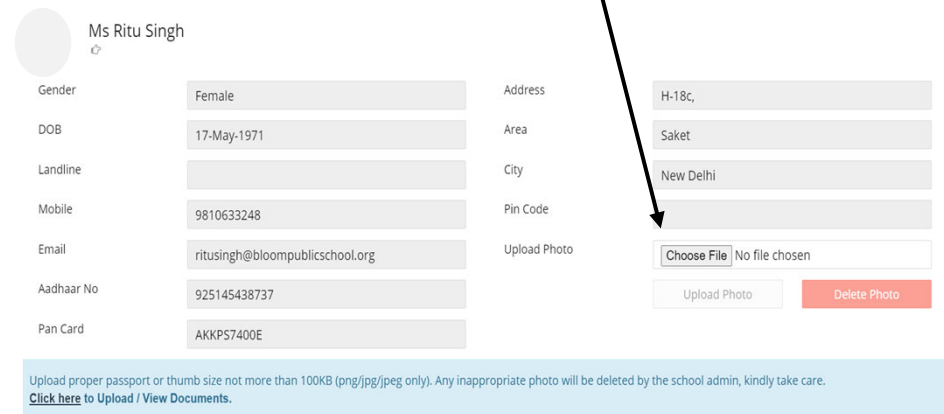
Profile Credentials

School Branch  
VASANT KUNJ [BLOOM PUBLIC SCHOOL]

Academic Year  
2021-2022

Search Teacher  
72 Ritu Singh

For photo upload, click on Choose File  
Infront of Upload Photo, select the saved  
photo from device



Ms Ritu Singh

Gender	Female	Address	H-18c,
DOB	17-May-1971	Area	Saket
Landline		City	New Delhi
Mobile	9810633248	Pin Code	
Email	ritusingh@bloompublicschool.org	Upload Photo	<input type="button" value="Choose File"/> No file chosen
Aadhaar No	925145438737		<input type="button" value="Upload Photo"/> <input type="button" value="Delete Photo"/>
Pan Card	AKKPS7400E		

Upload proper passport or thumb size not more than 100KB (png/jpg/jpeg only). Any inappropriate photo will be deleted by the school admin, kindly take care.  
[Click here](#) to Upload / View Documents.

Contd.

# Teacher Dashboard

## UPLOAD DOCUMENTS

Gender	<input type="text" value="Female"/>	Address	<input type="text" value="H-18c,"/>
DOB	<input type="text" value="17-May-1971"/>	Area	<input type="text" value="Saket"/>
Landline	<input type="text"/>	City	<input type="text" value="New Delhi"/>
Mobile	<input type="text" value="9810633248"/>	Pin Code	<input type="text"/>
Email	<input type="text" value="ritusingh@bloompublicschool.org"/>	Upload Photo	<input type="button" value="Choose File"/> No file chosen
Aadhaar No	<input type="text" value="925145438737"/>	<input type="button" value="Upload Photo"/>	<input type="button" value="Delete Photo"/>
Pan Card	<input type="text" value="AKKPS7400E"/>		

Upload proper passport or thumb size not more than 100KB (png/jpg/jpeg only). Any inappropriate photo will be deleted by the school admin, kindly take care.

[Click here](#) to Upload / View Documents.

Click here to upload documents

Contd.

# Teacher Dashboard

Click on Choose File, select the saved file from the device and press Upload Documents

Teacher Dashboard

UPLOAD DOCUMENTS	
Aadhar Card	<input type="button" value="Choose File"/> No fi...osen
PAN	<input type="button" value="Choose File"/> No fi...osen
TRAINING CERTIFICATES 1	<input type="button" value="Choose File"/> No fi...osen
TRAINING CERTIFICATES 2	<input type="button" value="Choose File"/> No fi...osen
TRAINING CERTIFICATES 3	<input type="button" value="Choose File"/> No fi...osen
TRAINING CERTIFICATES 4	<input type="button" value="Choose File"/> No fi...osen
TRAINING CERTIFICATES 5	<input type="button" value="Choose File"/> No fi...osen
TRAINING CERTIFICATES 6	<input type="button" value="Choose File"/> No fi...osen
TRAINING CERTIFICATES 7	<input type="button" value="Choose File"/> No fi...osen

Note : System will accept only pdf or jpg documents not more than 300 kb size.

**Note:** A teacher can upload Aadhar card, PAN card and CBSE Training Certificates (20) in PDF and jpg format and size not more than 300 kb

Contd.

# Teacher Dashboard

After uploading the required documents, you can preview the same by clicking the on the icons as given below

UPLOAD DOCUMENTS		
Aadhar Card	<input type="button" value="Choose File"/> No fi...osen	
PAN	<input type="button" value="Choose File"/> No fi...osen	
TRAINING CERTIFICATES 1	<input type="button" value="Choose File"/> No fi...osen	
TRAINING CERTIFICATES 2	<input type="button" value="Choose File"/> No fi...osen	

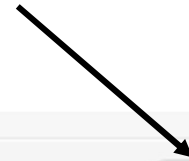
**Note:** A teacher can upload Aadhar card and PAN card in PDF and jpg format and size not more than 300 kb

Contd.

# Teacher Dashboard

**Recent Communication** – Communication is available in the More Icon also.

To reply select on +More button



RECENT COMMUNICATION + More

Dear Ma`am, Rishul`s 6th calss is not on cloud9. Can u pls tell me how can I access his result. Thanks.

23 days ago

Dear Parent, For viewing the result, please change the academic year to 2020-2021 on the dashboard and click on submit button. Please let us know if you have any other queries. Regards

22 days ago

Contd.

# Teacher Dashboard

Recent Communication – This page will open.

Date From  To  Status  Class

**COMMUNICATION**

Message

Action

Template

Save template as  Save template as

Reply

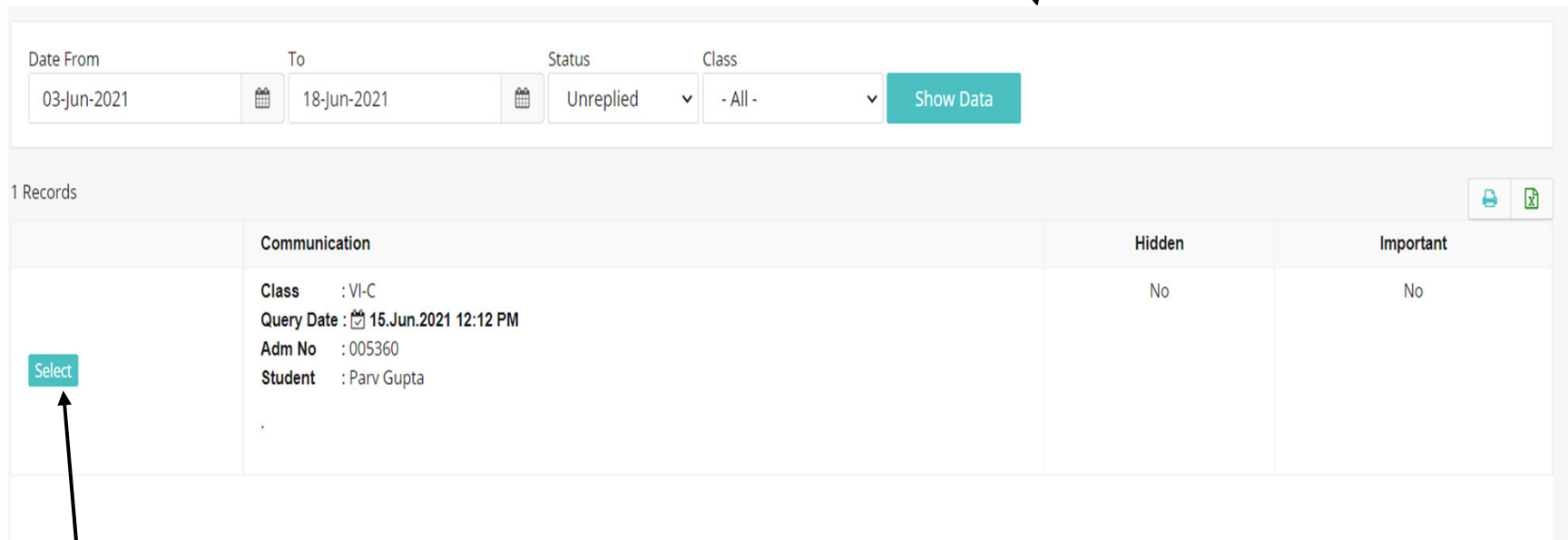
Attach. if any  No file chosen Only jpg or pdf files can be uploaded

Contd.



# Teacher Dashboard

Select Date From, To, Status (Unreplied), Class and press Show Data



The screenshot shows a search interface with the following fields: Date From (03-Jun-2021), To (18-Jun-2021), Status (Unreplied), and Class (- All -). A 'Show Data' button is present. Below the search bar, it indicates '1 Records'. The table has columns for 'Communication', 'Hidden', and 'Important'. The communication details are: Class: VI-C, Query Date: 15.Jun.2021 12:12 PM, Adm No: 005360, Student: Parv Gupta. A 'Select' button is located to the left of the communication details.

Communication	Hidden	Important
<b>Class</b> : VI-C <b>Query Date</b> : 15.Jun.2021 12:12 PM <b>Adm No</b> : 005360 <b>Student</b> : Parv Gupta	No	No

Press on Select button to reply

Contd.

# Teacher Dashboard

Message will open for reply. Type your messages in the Reply box. You can attach PDF and jpg also. Press Submit button.

COMMUNICATION

Message

Dear Maam,  
Subject: retrieving Bloompublicschool password

Due to some technical glitch, we have attempted to change the password using the `forget credentials` link on the login webpage. However, we received an OTP to change the password but unable to login after that. It repeatedly shows `login unsuccessful.....try again`.

since last Friday Mr. ... is attending his classes on a mobile app (cloud@publicschool.com) login. She is

Action

Resolve Communication

Template

- Select - Delete

Save template as

Save template as

Reply

Dear Parent,

Length: 12 (1500 characters max)

Attach. if any  No file chosen Only jpg or pdf files can be uploaded

# Attendance- Offline school

Click on red button

The screenshot displays the Cloud9 School ERP interface for BLOOM PUBLIC SCHOOL in the 2021-2022 academic year. The left sidebar contains a navigation menu with a red 'Attendance' button highlighted. An arrow points to this button with the text 'Click on red button'. The 'Attendance' menu is expanded, showing options: Daily Attendance Entry, Absent Students Report, Monthly Attendance Entry, Student Wise Attendance Entry, Attendance Percentage Report, Student Attendance Charts, Period Wise Attendance Report, My Attendance, and My Biometric Punch Details. The main content area shows a 'Submit' button and a 'User Dashboard' toggle. Below this is a 'RECENT COMMUNICATION' section with a message from Avika Chauhan (III-B) dated 54 days ago, which says 'Noted.'.

1. Class teacher can mark student attendance
2. There are 3 options, Daily Attendance Entry, Monthly Attendance Entry and Student Wise Attendance Entry
3. Subject teacher can't mark student attendance
4. Teacher can check her own attendance in **My Attendance** and **My Biometric Punch Details**

# Home Work

The screenshot shows a homework submission form. On the left is a vertical sidebar with icons for home, hand, document, pushpin, bell, chart, grid, document, keyboard, and plus. The main form has two radio buttons at the top: 'Class Wise' (selected) and 'Student Wise'. Below are fields for 'Homework Date' (25-May-2021), 'Submission Date' (26-May-2021), 'Class' (- Select -), 'Section' (with checkboxes for A, B, C), 'Subject' (- Select -), 'Title', 'Template' (- None -), 'Save template as' (checkbox), and 'Home Work' (Font: English). A '+ Add Files' button and a note 'Note : Only jpg, png or pdf files can be uploaded' are on the right. Below the note are six 'Youtube Uri' input fields. A 'Submit' button is at the bottom. A diagonal line is drawn across the entire form.

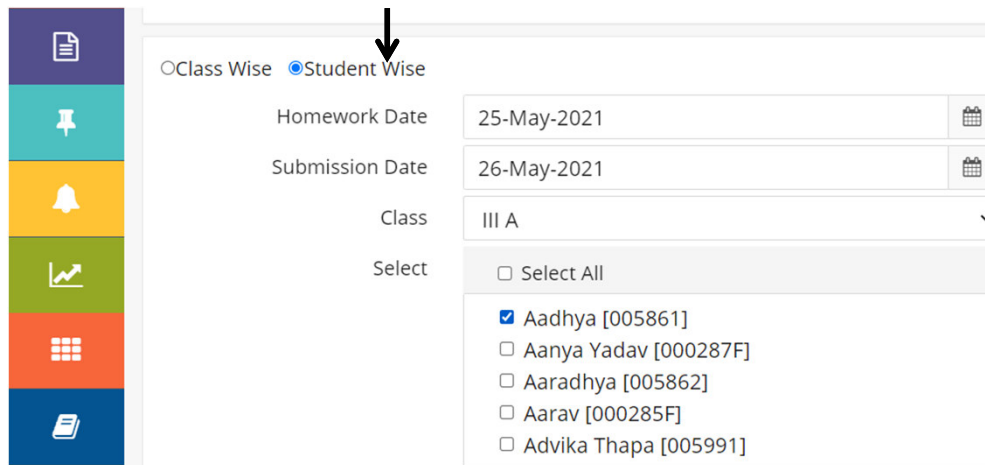
There are 2 options for uploading home work

1. Class Wise –To post homework for whole class, kindly click here
2. Student Wise – To post homework for selective students, kindly click here

Contd..

# Home Work

After clicking on Student Wise, below image will appear:



The screenshot shows a web interface for assigning homework. On the left is a vertical sidebar with six colored buttons: a document icon (purple), a pushpin (teal), a bell (orange), a line graph (green), a grid (red), and a document with a checkmark (blue). The main area has two radio buttons at the top: 'Class Wise' (unselected) and 'Student Wise' (selected, indicated by a black arrow). Below are four input fields: 'Homework Date' (25-May-2021), 'Submission Date' (26-May-2021), 'Class' (III A), and 'Select'. The 'Select' dropdown is open, showing a list of students with checkboxes: 'Select All' (unselected), 'Aadhya [005861]' (checked), 'Aanya Yadav [000287F]' (unselected), 'Aaradhya [005862]' (unselected), 'Aarav [000285F]' (unselected), and 'Advika Thapa [005991]' (unselected).

Select Homework Date, Submission Date, Class & choose student's name from the drop down list

More than 1 student can be selected

Contd..

# Home Work

Select Subject, Title

Mention instructions / details / any link in the text box.

PDF, jpg and png files can be uploaded in Add Files

+ Add Files

Note : Only jpg, png or pdf files can be uploaded

The screenshot shows a form for creating a home work assignment. It includes a 'Subject' dropdown menu with '- Select -' as the current selection. Below it is a 'Title' text input field. The 'Template' dropdown menu is set to '- None -' and has a red trash icon to its right. There is a 'Save template as' checkbox which is currently unchecked. The 'Home Work' section features a 'Font' dropdown menu with 'English' selected. To the right of the form, there are two 'Youtube Url' input fields. A dark blue button labeled '+ Add Files' is positioned above the form. Several black arrows point from text annotations to specific parts of the form: one points to the Subject dropdown, another to the Title field, a third to the + Add Files button, and a fourth to the Font dropdown.

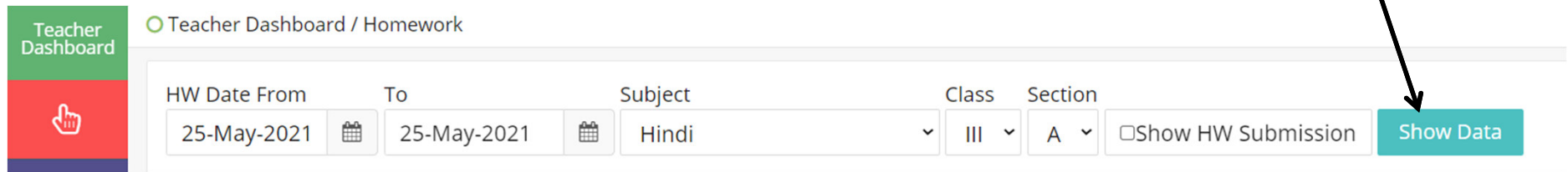
Teacher can change the Font type also

Note: More than 1 file can be added in Add Files  
6 YouTube Url can be uploaded

Contd..

# Home Work

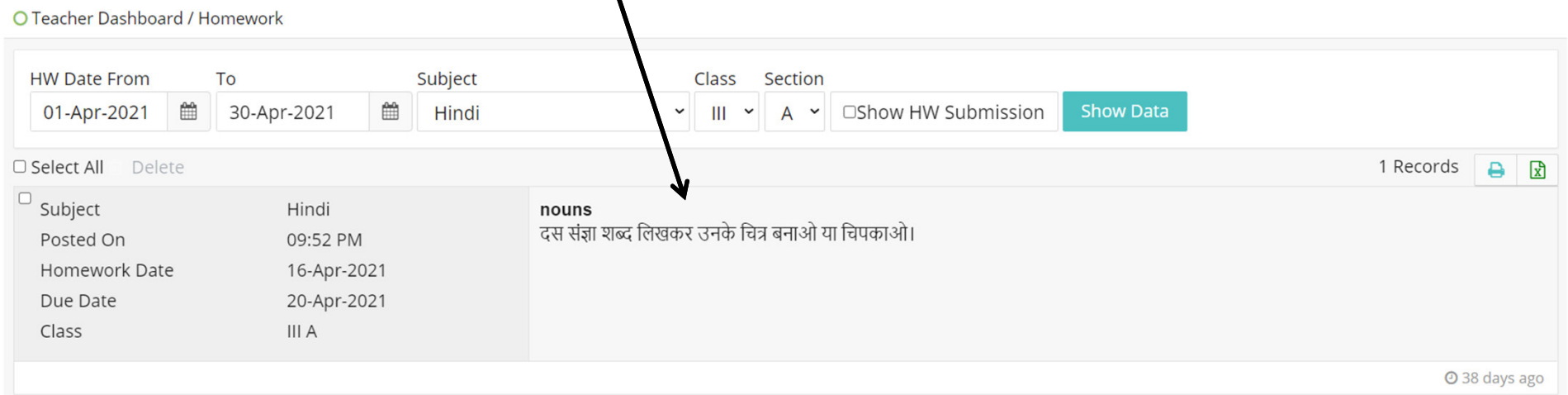
Teacher can see the posted homework by clicking “Show Data” button



Teacher Dashboard / Homework



HW Date From: 25-May-2021 To: 25-May-2021 Subject: Hindi Class: III Section: A  Show HW Submission **Show Data**

Select HW Date From - To, Subject, Class/section press on Show Data.  
Below image will appear:



Teacher Dashboard / Homework

HW Date From: 01-Apr-2021 To: 30-Apr-2021 Subject: Hindi Class: III Section: A  Show HW Submission **Show Data**

Select All Delete 1 Records  

<input type="checkbox"/>	Subject	Hindi	<b>nouns</b> दस संज्ञा शब्द लिखकर उनके चित्र बनाओ या चिपकाओ।
	Posted On	09:52 PM	
	Homework Date	16-Apr-2021	
	Due Date	20-Apr-2021	
	Class	III A	

© 38 days ago

Contd..



# Home Work

Teacher Dashboard / Homework

HW Date From  To  Subject  Class  Section   Show HW Submission Reviewed Status

Select All    2 Records

<input type="checkbox"/>	Subject	Hindi	<b>nouns</b> दस संज्ञा शब्द लिखकर उनके चित्र बनाओ या चिपकाओ।	
	Posted On	09:52 PM		
	Homework Date	16-Apr-2021		
	Due Date	20-Apr-2021		
	Class	III A		🕒 38 days ago
	Student Name	Advika Thapa		
	Adm No	005991	<input type="button" value="👍"/> <input type="button" value="📄"/> <input type="button" value="👁️ Preview"/>	
	Submitted On	19-Apr-2021 07:32:PM	<input type="checkbox"/> Reviewed	
	<i>Note : Your remarks will be visible on the student portal</i>			🕒 35 days ago
<input type="checkbox"/>	Subject	Hindi	<b>nouns</b> दस संज्ञा शब्द लिखकर उनके चित्र बनाओ या चिपकाओ।	
	Posted On	09:52 PM		
	Homework Date	16-Apr-2021		
	Due Date	20-Apr-2021		
	Class	III A		🕒 38 days ago

To view the submitted homework by the student, tick in the box in “**Show HW Submission**” and click Show Data button

Contd..

# Home Work

Teacher Dashboard / Homework

HW Date From	To	Subject	Class	Section	Reviewed Status	
01-Apr-2021	30-Apr-2021	Hindi	III	A	<input checked="" type="checkbox"/> Show HW Submission	Not Reviewed <input type="button" value="Show Data"/>

Student Name      Aakriti Kandhari  
Adm No              004100  
Submitted On      21-Apr-2021 02:15:PM

Hello ma`am, I used Wakelet for this assignment as I really wanted to try it.  
So, I`m sharing the link with you and I hope it works, else I`ll send it via mail.

<https://wakelet.com/i/invite?code=fe0d9dd>

Reviewed

Teacher Remarks

+ Add File

Submit    Cancel

Note : Your remarks will be visible on the student portal

43 days ago

Teachers can post remarks and / or attach files in response to the students submitted homework

# Circulars

**Class teacher can send circulars to her class only. Subject teacher cannot send circulars**

Under Circular category, Circulars, Birthday Greetings and Teacher Remarks can be sent to either whole class or to any particular student.

Circular Category: Circulars (dropdown menu with options: Circulars, Birthday Greeting, Teacher Remark)

Classes: (dropdown menu)

Circular Title: (text input field)

Circular Date: 04-Jun-2021 (calendar icon)

Do Not Show on Parent Portal Home Page

Mark Circular as 'New'

Template: - None - (dropdown menu with trash icon)

Save Template As:  (text input field)

Description: Font: English (dropdown menu)

+ Add Files (button)

Only jpg or pdf files can be uploaded (notification box)

Youtube Url: (6 input fields arranged in a 3x2 grid)

Submit (button)

The teacher may attach files and / or upload Youtube Urls  
**DO NOT** click on the check boxes given under circular dates



Contd..

# Circulars

Teacher can view the circular/Remark sent by him/her.

Circular Category	Circular Date From	Circular Date To	Class	Section	Student Wise	
- All -	02-Jun-2021	02-Jun-2021	VIII	C	- All -	Show Data

Circular Category	Circular Date From	Circular Date To	Class	Section	Student Wise	
- All -	01-Mar-2021	27-Apr-2021	VIII	C	- All -	Show Data

Delete 41 Records  

**Circular**

**Circulars & Notices**  
All Students  
**Class : VIII C**  
**Online technology-driven activity classes**  
Circular Date 📅 **24-Apr-2021**

Dear Parent,  
This is in continuation to the previous notification dated 21.04.2021. The school will be starting online technology-driven activity classes to enrich the overall growth of the students with effect from 26.04.2021 to 07.05.2021 on all weekdays. The timings will be 9 am to 10.30 am. The students can join the activities by logging in the school parent portal.

The teachers will be participating in the Professional Development Training on Technology in Education later during the above-mentioned days.

It is reiterated that a number of our teachers have reported sick and this may lead to clubbing of students or at times cancellation of a particular activity. We request your support and cooperation in these difficult times.

# Time Table

Class teacher can see her Time Table by clicking on “**My Schedule**” and time table of her class by clicking on “**My Class**”

Subject teacher can see only her time table by clicking on “**My Schedule**”



The screenshot shows a user interface for a teacher dashboard. On the left is a vertical sidebar with three colored buttons: a green home button, a red button with a hand cursor icon, and a dark blue button with a document icon. The main content area has a breadcrumb trail "Teacher Dashboard / Timetable Report". Below this are two tabs: "My Schedule" (selected) and "My Classes". A table is displayed with columns labeled I through VIII. The table is currently empty.

	I	II	III	IV	V	VI	VII	VIII

Contd..


# Time Table

Cloud9 School ERP 2021-2022 BLOOM PUBLIC SCHOOL Ms Ritu Singh

Teacher Dashboard / Timetable Report

My Schedule My Classes

	I	II	III	IV	V	VI	VII	VIII



To print time table

# Progress Entry

The image shows a software interface with a sidebar on the left and a main menu on the right. The sidebar contains several icons: a home icon, a hand icon, a document icon, a pushpin icon, a bell icon, a green icon with the text 'Progress Entry' circled, and a grid icon. The main menu is titled 'Teacher Dashboard / Student Details Entry' and contains a list of options:

- > Student Details Entry
- > Student Health Details
- > Scholastic Marks Entry
- > Co-Scholastic Marks Entry
- > Examination Remarks Entry
- > Change/ Re-arrange Roll No
- > Scholastic Anecdotal Entry
- > Co-Scholastic Anecdotal Entry
- > Checklist Entry
- > Top Position Entry
- > Final Result Remarks
- > Log Entry
- > Student Observation
- > Uniform Defaulter Entry
- > Schedule Online Class

Contd..



# Progress Entry

**Only for Class Teacher**

**1. Student Details Entry – Not in use currently**

Contd..

# Progress Entry

**Only for class teacher**

**2. Student Health Details – Not in use currently**

Contd..

# Progress Entry

**3. Scholastic Marks Entry** – For offline exams, the marks have to be entered manually after selecting the class, term, exam, sub-exam, subject.

Class Term Exam Sub Exam Status Subject

III-A I Mid Term - All - Live - All - Show Data

Input **AB** for Absent, Input **LV** for Leave, Input - for any other reason

Teacher Dashboard / Scholastic Marks Entry

Class Term Exam Sub Exam Status Subject

III-A I Mid Term Written Live English Show Data

31 Records Input AB for Absent, Input LV for Leave, Input - for any other reason

Adm No	Name of Student	English (40)
005861	Aadhya	<input type="text"/>
000287F	Aanya Yadav	<input type="text"/>
005862	Aaradhya	<input type="text"/>
000285F	Aarav	<input type="text"/>
005991	Advika Thapa	<input type="text"/>
006398	Agnibesh Singha	<input type="text"/>
006261	Aman Sail	<input type="text"/>
000291F	Aman Singh	<input type="text"/>
005987	Amyra Mahajan	<input type="text"/>

# Progress Entry

4. Co-Scholastic Marks Entry – Select class, Student (can select student wise / All), Area, Field and show data

Teacher Dashboard / Co-Scholastic Marks Entry

Class: V-B Student: - All - Area: Art Education Field: - All - Show Data

After show data, page below will appear:

Teacher Dashboard / Co-Scholastic Marks Entry

Class: V-B Student: - All - Area: Art Education Field: Art Show Data

1 Records of 32 Students [ Input AB for Absent, LV for Leave, - for Not Attempted ]

Field Name	Aadhya Goyal [006105]	Aahna [005621]	Aayat Farhan Shaikh [005494]	Abhidha Trivedi [005486]	Alok [000234F]	Bhavya Trivedi [006483]	Daksh Kalra [006326]	Disha Kumari [000215F]	Eshnika Kannoth [006082]	Hardik Dahiya [005574]	Harjas Singh Walia [006269]	Harshpreet Kukreja [005487]	Harshveer Singh Dhaliwal [005652]	Himanshu Kumar Jha [000230F]	Hridaan Dutt [006430]	Jatin [000231F]	Kanak Rathi [006448]
Art [10]	<input type="text"/>	<input type="text"/>	<input type="text"/>	<input type="text"/>	<input type="text"/>	<input type="text"/>	<input type="text"/>	<input type="text"/>	<input type="text"/>	<input type="text"/>	<input type="text"/>	<input type="text"/>	<input type="text"/>	<input type="text"/>	<input type="text"/>	<input type="text"/>	<input type="text"/>
TOTAL [ MM : 10 ]	0	0	0	0	0	0	0	0	0	0	0	0	0	0	0	0	0


Auto Insert 1 Mark Go Submit Navigate →  Horizontally  Vertically

Kindly fill the marks in the box and submit

# Progress Entry

**5. Examination Remarks Entry** –This entry can be made only by the class teacher. Kindly Select class, exam, Student Name. Teacher can use the templates provided (if any) or teacher can type her own remark in the Remarks box. Click Submit button.

---

Class	V B	
Exam	Final	
Student Name	Aadhya Goyal [006105]	<< Previous    Next >>
Template	- Select -	
Save template as	<input type="checkbox"/>	
Remarks	<div style="border: 1px solid #ccc; height: 100px;"></div>	
	<input type="submit" value="Submit"/>	

**Note:** This is for student wise overall remarks which will be printed on the report card for Half Yearly exam and Final Exam

Contd..

# Progress Entry

**5. Examination Remarks Entry** – For cross checking of remarks, select class, Exam, Subject, Student Name. Click Show Data.

Class: III A Exam: IV Quarter Student: - All - Status: Live [Show Data](#)

34 Records *Marks have been already Locked and Uploaded by Admin !*

<input type="checkbox"/>	Roll_No	Exam	Student_Name	Remarks
<input type="checkbox"/>	005489	IV Quarter	Aadi Sahay	Aadi is a sincere, hardworking and friendly child. His presentation skills are good. He enjoys singing and takes a keen interest in sports .He won a bronze medal for IEO. It was a pleasure teaching him .He has performed well in all the subjects. All the best for the new academic session
<input type="checkbox"/>	005506	IV Quarter	Aadya Verma	Aadya is a bright and meticulous child. She demonstrates focused attitude and produces quality result. She always participates in classroom discussions and group activities .She enjoys singing and dancing and is very creative. She has performed well in all the subjects.Keep up the good work!
<input type="checkbox"/>	000220F	IV Quarter	Aamna Khatun	Aamna is a bright and meticulous child. She demonstrates focused attitude and produces quality result. She enjoys singing , dancing and is good at drawing. Her performance in all the subjects has been satisfactory. All the best for the new academic session
<input type="checkbox"/>	005519	IV Quarter	Aaniya Srivastava	Aaniya has a positive attitude and a quick learning ability. Academically she is very sound. Her presentation skills are very good . She enjoys singing and dancing. She has performed well in all the subjects. It was a pleasure teaching her ,best wishes for the next academic session.
<input type="checkbox"/>	005516	IV Quarter	Aarika Yadav	Aarika is a bright and meticulous child. She demonstrates focused attitude and produces quality result. She enjoys singing , dancing and is good at drawing. She has performed well in all the subjects. It was a pleasure teaching her, best wishes for the next academic session.
<input type="checkbox"/>	000351F	IV Quarter	Aditya	Aditya is a sincere, hardworking and friendly child. He completes his work and all assignments on time. His presentation skills are good . He enjoys singing and takes keen interest in sports . He has performed well in all the subjects .It was a pleasure teaching him. All the best for the new academic session.

**Note:** Teacher can also print the remarks for her future reference.

# Progress Entry

**6. Scholastic Anecdotal Entry** –select class, Term, Exam, Student Name, Subject. Teacher can use the templates provided (if any) or teacher can type her own remark in the Remarks box. Click Submit button.

Class	III-A	▼
Term	I	▼
Exam	Mid Term	▼
Adm No	005861	
Student Name	Aadhya [005861]	▼ 🔍
Subject	English	▼
Template	- Select -	▼
Remarks	Font English	▼
<div style="border: 1px solid #ccc; height: 100px; width: 100%;"></div>		
Length: 0 (8000 characters max)		
<input type="button" value="Submit"/>		

<< Previous    Next >>

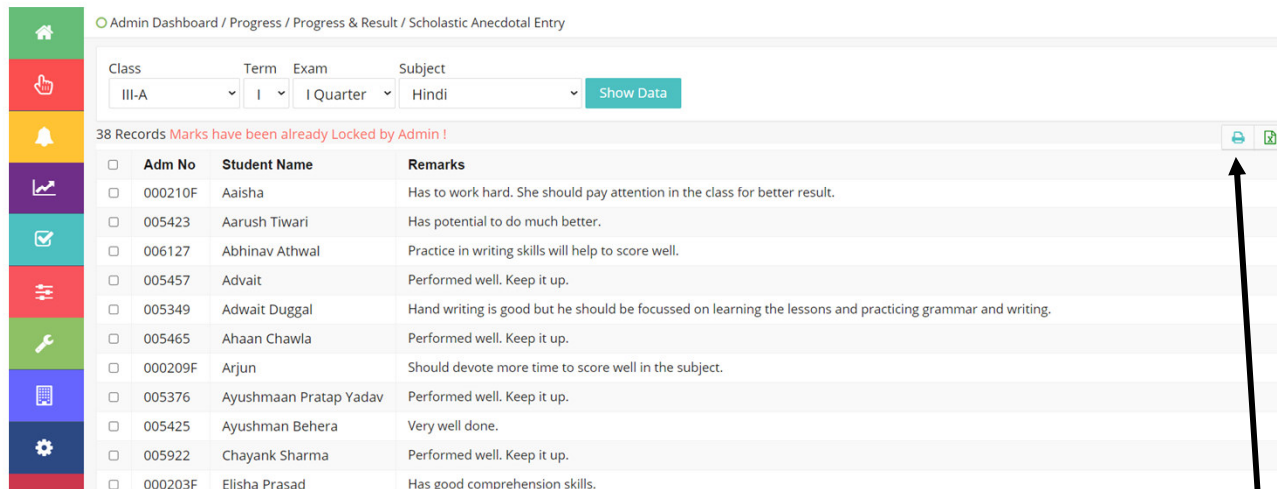
**Note:** This is for subject wise remarks which will be printed on the report card for Half Yearly exam and Final Exam

Contd..



# Progress Entry

**6. Scholastic Anecdotal Entry** – For cross checking of remarks, select class, Term, Exam, Subject. Click Show Data.



The screenshot shows the 'Scholastic Anecdotal Entry' page in an admin dashboard. At the top, there is a breadcrumb trail: 'Admin Dashboard / Progress / Progress & Result / Scholastic Anecdotal Entry'. Below this, there are four dropdown menus for 'Class' (III-A), 'Term' (I), 'Exam' (I Quarter), and 'Subject' (Hindi), followed by a 'Show Data' button. A notification bar states '38 Records Marks have been already Locked by Admin !'. The main content is a table with columns for 'Adm No', 'Student Name', and 'Remarks'. A black arrow points to a print icon in the top right corner of the table area.

<input type="checkbox"/>	Adm No	Student Name	Remarks
<input type="checkbox"/>	000210F	Aaisha	Has to work hard. She should pay attention in the class for better result.
<input type="checkbox"/>	005423	Aarush Tiwari	Has potential to do much better.
<input type="checkbox"/>	006127	Abhinav Athwal	Practice in writing skills will help to score well.
<input type="checkbox"/>	005457	Advait	Performed well. Keep it up.
<input type="checkbox"/>	005349	Advait Duggal	Hand writing is good but he should be focussed on learning the lessons and practicing grammar and writing.
<input type="checkbox"/>	005465	Ahaan Chawla	Performed well. Keep it up.
<input type="checkbox"/>	000209F	Arjun	Should devote more time to score well in the subject.
<input type="checkbox"/>	005376	Ayushmaan Pratap Yadav	Performed well. Keep it up.
<input type="checkbox"/>	005425	Ayushman Behera	Very well done.
<input type="checkbox"/>	005922	Chayank Sharma	Performed well. Keep it up.
<input type="checkbox"/>	000203F	Elisha Prasad	Has good comprehension skills.

**Note:** Teacher can also print the remarks for her future reference.

# Progress Entry

**7. Co-Scholastic Anecdotal Entry** – select class, Term, Area, Field, Student Name, Template (if any) or teacher can type her own remarks and submit.

Class	III-B	▼
Term	I	▼
Area	Co-Curricular Activities	▼
Field	Art	▼
Adm No	005848	
Student Name	Aadya Sharma [005848]	▼ Q
Template	- Select -	▼
Remarks	Font English	▼
<div style="border: 1px solid #ccc; height: 100px;"></div>		
<input type="button" value="Submit"/>		

# Progress Entry

Only for Preps teachers

**8. Checklist Entry**—This is for Preps teacher to be filled on monthly basis. Select class, Checklist for the month, student name. It will display Area Fields and Remarks. Click on the box (None) and select option accordingly and submit.

Class: Pre School A  
Checklist: JANUARY </br>THEME: PEOPLE WHO HELP US  
Adm No: 006559  
Student Name: Aarsh Sehrawat [006559]

<< Previous    Next >>    Re-Order

Area	Fields	Remarks
Checklist	Names community helpers	- None -
Checklist	Understands the importance of community helpers in our daily lives	- None -
Checklist	Developing sensitivity and respect towards community helpers	- None -
Checklist	Sings action rhymes /songs along with other children	- None -
Checklist	Learning new words	- None -
Checklist	Identifies letters and letter sounds that have been covered	- None -
Checklist	Learning to identify akshars	- None -
Checklist	Child's language skills are improving (Listening / Speaking / Reading / Writing)	- None -
Checklist	Identifies shapes (Recap)	- None -
Checklist	Learning to identify number concepts (Recap)	- None -

Submit    Auto Insert    Yes    Go

Area	Fields	Remarks
Checklist	Names community helpers	- None -
Checklist	Understands the importance of community helpers in our daily lives	- None -
Checklist	Developing sensitivity and respect towards community helpers	- None -
Checklist	Sings action rhymes /songs along with other children	- None -

It will display like this.

Contd..

# Progress Entry

8. Checklist Entry—To view the remarks for all students click on class, Checklist and press Show Data

Class: Pre School A    Checklist: JANUARY </br>THEME: PEOPLE WHO HELP US    Show Data

429 Records

Roll No	Adm No	Student Name	Area	Field	Remarks
	006399	Aarnav Singh Sahib	Checklist	Names community helpers	Yes
	006399	Aarnav Singh Sahib	Checklist	Understands the importance of community helpers in our daily lives	Yes
	006399	Aarnav Singh Sahib	Checklist	Developing sensitivity and respect towards community helpers	Yes
	006399	Aarnav Singh Sahib	Checklist	Sings action rhymes /songs along with other children	Sometimes
	006399	Aarnav Singh Sahib	Checklist	Learning new words	Yes
	006399	Aarnav Singh Sahib	Checklist	Identifies letters and letter sounds that have been covered	Sometimes
	006399	Aarnav Singh Sahib	Checklist	Learning to identify akshars	Sometimes
	006399	Aarnav Singh Sahib	Checklist	Child's language skills are improving (Listening / Speaking / Reading / Writing)	Yes
	006399	Aarnav Singh Sahib	Checklist	Identifies shapes (Recap)	Sometimes
	006399	Aarnav Singh Sahib	Checklist	Learning pre-number concepts (Recap)	Sometimes
	006399	Aarnav Singh Sahib	Checklist	Identifies numbers and counts with one to one correspondence	Sometimes
	006399	Aarnav Singh Sahib	Checklist	Identifies and names colours	Yes
	006399	Aarnav Singh Sahib	Checklist	Walks / Jumps / Hops etc. on teacher's directions using available space	Yes
	006364	Aarunya Upadhyay	Checklist	Names community helpers	Yes
	006364	Aarunya Upadhyay	Checklist	Understands the importance of community helpers in our daily lives	Yes

It will display like this.

# **Progress Entry**


**9. Final Result Remarks**—Currently not in use


# Progress Entry

**10. Log Entry**—This must be filled by all teachers on a daily basis. If teacher is on leave, she will check On Leave box and fill leave dates. Submit

DAILY LOG SHEET ENTRY

On Leave

Date From 31-May-2021 

Date To 31-May-2021 

Contd..

# Progress Entry

**10. Log Entry**—Select Entry Date, Class, Section, Period, Subject and type task done by the teachers on particular date in “**Content Taught and Home Work**” box

The screenshot shows a web form titled "DAILY LOG SHEET ENTRY". It contains several input fields: "Entry Date" (31-May-2021), "Class" (- None -), "Section" (Select All, with options A, B, C), "Period" (- None -), "Subject" (- None -), "Content Taught" (with a font dropdown set to "English"), and "Home Work". A "Submit" button is at the bottom. On the right, there are five "Choose File" buttons, each with "No file chosen" below it. A blue tooltip box says "Only jpg or pdf files can be uploaded". An arrow points from the text "Teacher can attach PDF and JPG files" to the file upload area. Two other arrows point from the text above to the "Content Taught" and "Home Work" text areas.

**Note:** For free period, select only “Period” do not select Class, Section, and Subject

Contd..

# Progress Entry

The following details will be entered in the Log Entry everyday. The same shall be visible to the Parents and to the Academic Incharges. As Parents will be viewing this document, please ensure the quality of entries.

In the 'Content Taught' column, please mention the following:

1. Pages of the text book taught/ Practical work undertaken;
2. Formative assessment taken - please copy paste the link of the google form/ kahoot quiz used. In case you have used Cloud 9 for your FA, kindly mention the same. Parents will be able to view the FA on Cloud 9;
3. Specify the Technology used for the period - For Example, PPT, Book creator, white board, XP pen, Padlet for a classroom discussion on a topic etc.;
4. Any Research given to students. Mention the research topic;
5. Classwork given and done;
6. On wednesdays, please mention the CBE activity done;
7. Any other information.

In the 'Homework' column, please mention the following:

1. Homework given and done [the homework will be reflected in the Homework icon on Cloud 9]

**LESSON PLAN:**

In the Log Entry, the lesson plan will be attached only once at the beginning of the month (PDF version only). The Parents will be viewing the Lesson Plan, please ensure quality and compliance.

Contd..



# Progress Entry

**10. Log Entry**—To view the report, on the top left click on Date From -To, Class, Section, Subject and press Show Data

Teacher Dashboard / Log Entry

Date From 14-Apr-2021 To 15-Apr-2021 Class V Section ALL Subject Hindi [Show Data](#)

[Delete](#) 1 Records [Print](#) [Export](#)

<input type="checkbox"/>	Name	Entry Date	Class	Period	Subject	Content Taught	Homework	Attach
<input type="checkbox"/>	Ritu Singh	15.Apr.2021	V C	I	Hindi	Lesson1 dictation and corrections done.		

# Progress Entry

## 11. Student Observation—Will start soon

Teacher Dashboard / Student Observation

Class  Student

34 records



<input type="checkbox"/>	AdmNo	Student Name	Remarks
<input type="checkbox"/>	005848	Aadya Sharma	<input type="text"/> <input type="button" value="Calendar"/> <input type="text"/>
			<input type="button" value="Add +"/>
<input type="checkbox"/>	005886	Aanshi Unnithan	<input type="text"/> <input type="button" value="Calendar"/> <input type="text"/>
			<input type="button" value="Add +"/>
<input type="checkbox"/>	006306	Aashi Singh	<input type="text"/> <input type="button" value="Calendar"/> <input type="text"/>
			<input type="button" value="Add +"/>
<input type="checkbox"/>	000279F	Aayushi Yadav	<input type="text"/> <input type="button" value="Calendar"/> <input type="text"/>

# Progress Entry

## 12. Uniform Defaulter Entry—Applicable to offline school. Currently not in use

Teacher Dashboard / Uniform Defaulter Entry

Month: May '21 | Date: 31-May-21 | Class: III | Section: - All - | Status: Live | [Show Data](#)

97 Records  Select All  

SNo	Adm No	Student Name	Class	Hair	Nail	Shoes	Uniform
1	005861	Aadhya	III-A	<input type="checkbox"/>	<input type="checkbox"/>	<input type="checkbox"/>	<input type="checkbox"/>
2	000287F	Aanya Yadav	III-A	<input type="checkbox"/>	<input type="checkbox"/>	<input type="checkbox"/>	<input type="checkbox"/>
3	005862	Aaradhya	III-A	<input type="checkbox"/>	<input type="checkbox"/>	<input type="checkbox"/>	<input type="checkbox"/>
4	000285F	Aarav	III-A	<input type="checkbox"/>	<input type="checkbox"/>	<input type="checkbox"/>	<input type="checkbox"/>
5	005991	Advika Thapa	III-A	<input type="checkbox"/>	<input type="checkbox"/>	<input type="checkbox"/>	<input type="checkbox"/>
6	006398	Agnibesh Singha	III-A	<input type="checkbox"/>	<input type="checkbox"/>	<input type="checkbox"/>	<input type="checkbox"/>
7	006261	Aman Sail	III-A	<input type="checkbox"/>	<input type="checkbox"/>	<input type="checkbox"/>	<input type="checkbox"/>
8	000291F	Aman Singh	III-A	<input type="checkbox"/>	<input type="checkbox"/>	<input type="checkbox"/>	<input type="checkbox"/>
9	005987	Amyra Mahajan	III-A	<input type="checkbox"/>	<input type="checkbox"/>	<input type="checkbox"/>	<input type="checkbox"/>
10	006406	Anisha Som Chaudhuri	III-A	<input type="checkbox"/>	<input type="checkbox"/>	<input type="checkbox"/>	<input type="checkbox"/>
11	005898	Aradhya Singh	III-A	<input type="checkbox"/>	<input type="checkbox"/>	<input type="checkbox"/>	<input type="checkbox"/>

[Submit](#)

# Progress Entry

## 13. Schedule Online Class—This is for scheduling on line class in advance

Teacher Dashboard / Schedule Online Class

Organiser Ritu Singh (ritusingh@bloompublicschool.org) Last 2 days Reports

No Upcoming Online Class Found !

+ Schedule New Class + Register Mail ID + Add Important Extensions

For first time, a teacher will register her school email ID by clicking +Register Mail ID button

Sign in with your Gmail ID to register yourself, the application will access the Google calendar associated with the registered Gmail account to schedule online classes.

Gmail ID

Register User  
Ritu Singh (72)

Sign in with Google Cancel

Box will display, enter school email ID

Press Sign in with Google

Contd..

# Progress Entry

## 13. Schedule Online Class—Click on Add Important Extensions



Please add all these extension barring the first one which is **“Google Meet Auto Admit”**

A table with three columns: 'Extension Name', 'Overview', and 'Add Extension'. The first row is 'Google Meet Auto Admit' with an arrow pointing to it from the text above. The other rows are 'Mute All on Meet', 'Google Meet Grid View', 'Google Meet Attendance', 'Jamboard', 'Google Meet Presenter Mode', 'Google Meet: Disable Adding People', 'Web Paint', and 'Dualless'. Each row has a 'Click Here' link in the 'Add Extension' column. A '<< Back' button is at the bottom left.

Extension Name	Overview	Add Extension
Google Meet Auto Admit	Automatically admit join requests from external guests to Google Meet	<a href="#">Click Here</a>
Mute All on Meet	To mute all participants in meeting	<a href="#">Click Here</a>
Google Meet Grid View	To view all students together on a single screen	<a href="#">Click Here</a>
Google Meet Attendance	To download data of participants	<a href="#">Click Here</a>
Jamboard	Google Jamboard can be used as a whiteboard during class	<a href="#">Click Here</a>
Google Meet Presenter Mode	To prevent participants from muting the host	<a href="#">Click Here</a>
Google Meet: Disable Adding People	To disable participants from adding anybody else in the meet session	<a href="#">Click Here</a>
Web Paint	Use for annotations on screen	<a href="#">Click Here</a>
Dualless	Used to split the screen in two	<a href="#">Click Here</a>

<< Back

cher will register her school email ID by clicking +Register Mail ID

Contd..

# Progress Entry

**13. Schedule Online Class**—After email ID registration, to click on “Schedule New Class”

No Upcoming Online Class Found !

+ Schedule New Class

+ Register Mail ID

Contd..

# Progress Entry

## 13. Schedule Online Class—Organiser Name will display on the top

The screenshot shows a web form for scheduling an online class. The form includes the following fields and sections:

- Organiser:** A dropdown menu with the value "Ritu Singh (ritusingh@bloompublicschool.org)".
- Subject:** A dropdown menu with the value "- Select -".
- Topic:** A text input field.
- Description:** A large text area for entering the class description.
- Start Date & Time:** A date and time picker with HH and MM dropdowns.
- End Date & Time:** A date and time picker with HH and MM dropdowns.
- Classes:** A list of checkboxes for selecting classes, including "III A", "III B", "III C", "IV A", "IV B", "IV C", "V A", "V B", and "V C".
- Students:** A list of checkboxes for selecting individual students, including names like "III A : 005851 : Aadhya", "III A : 000287F : Aanya Yadav", etc.
- Online Class Link:** A dropdown menu with the value "Generate Automatically".
- Buttons:** "submit" and "Cancel" buttons at the bottom.

Arrows from the text on the right point to the Subject, Topic, Description, Start Date & Time, End Date & Time, Classes, Students, and Online Class Link fields.

- Select subject
- Topic teacher will teach in this class
- Give description
- Class start date and Time
- Class End date and Time
- Select the class (multiple classes also can be selected)
- Teacher can schedule her class student wise also by selecting student name from the list

If teacher wants same class for next day, check on the box **“Schedule Class Automatically for Next Day?”** Box  
Submit

Contd..

# Progress Entry

Teacher can view all classes scheduled

Click on the drop down list and select All

Organiser Ritu Singh (ritusingh@bloompublicschool.org) Last 2 days Reports

No Upcoming Online Class Found !

+ Schedule New Class + Register Mail ID + Add Important Extensions

Delete 84 Records

Organiser Ritu Singh (ritusingh@bloompublicschool.org) - All - Reports

Topic	Class	Schedule	Organiser	Attendees
<input type="checkbox"/> Hindi INTERACTIVE SESSION IIIA ASER WORKSHEET GRP 1 1.3 DISCUSSION	<input type="checkbox"/> Edit Student Wise	Monday, April 19 01:30 PM - 02:10 PM	Ritu Singh ritusingh@bloompublicschool.org	Class Ended Print
<input type="checkbox"/> Hindi BRIDGE COURSE HINDI PICTURE COMPOSITION VIC 12.40A DISCUSSION	<input type="checkbox"/> Edit Student Wise	Monday, April 19 12:40 PM - 01:20 PM	Ritu Singh ritusingh@bloompublicschool.org	Class Ended Print
<input type="checkbox"/> Hindi LESSON 1 KAKKU CLASS IIIA , 11.50AM QVA	<input type="checkbox"/> Edit Student Wise	Monday, April 19 11:50 AM - 12:30 PM	Ritu Singh ritusingh@bloompublicschool.org	Class Ended Print
<input type="checkbox"/> Hindi BRIDGE COURSE NOUNS HINDI 6A 11.00AM DISCUSSION\EXPLANATION	<input type="checkbox"/> Edit Student Wise	Monday, April 19 11:00 AM - 11:39 AM	Ritu Singh ritusingh@bloompublicschool.org	Class Ended Print
<input type="checkbox"/> Hindi LESSON 2 JAISA SAWAAL VAISAY JAWAB IVC 9.40 EXPLANATION ,READING DISCUSSION	<input type="checkbox"/> Edit Student Wise	Monday, April 19 09:40 AM - 10:20 AM	Ritu Singh ritusingh@bloompublicschool.org	Class Ended Print
<input type="checkbox"/> Hindi LESSON 3 KHILONAY WALA /POSTER MAKING ON WATER VC EXPLANATION AND ACTIVITY	<input type="checkbox"/> Edit Student Wise	Monday, April 19 08:50 AM - 09:30 AM	Ritu Singh ritusingh@bloompublicschool.org	Class Ended Print

+ Schedule New Class + Register Mail ID + Add Important Extensions

All classes will show like this

Contd..



# Progress Entry

By clicking on Print Button, a teacher can view details such as - how many students have joined the class, how many times joined

Delete 84 Records
 Organiser Ritu Singh (ritusingh@bloompublicschool.org) - All - Reports

Topic	Class	Schedule	Organiser	Attendees
<input type="checkbox"/> <b>Hindi</b> INTERACTIVE SESSION IIIA ASER WORKSHEET GRP 1 1.3 DISCUSSION	<input type="button" value="Edit"/> <span style="background-color: #FFD700; padding: 2px;">Student Wise</span>	<input type="button" value="Calendar"/> Monday, April 19 <input type="button" value="Clock"/> 01:30 PM - 02:10 PM	Ritu Singh ritusingh@bloompublicschool.org	<input type="button" value="Class Ended"/> <input type="button" value="Print"/>

## BLOOM PUBLIC SCHOOL


2021-2022 : Hindi : INTERACTIVE SESSION IIIAASER WORKSHEET GRP 1 1.3

AdmNo	Student Name	Class	Contact No	Joined At
005861	Aadhya	III A	9435715762	19-Apr-2021 01:29 PM
000287F	Aanya Yadav	III A	9810068864	19-Apr-2021 01:30 PM
005862	Aaradhya	III A	9435715762	
000285F	Aarav	III A	9899067086	19-Apr-2021 01:33 PM
005991	Advika Thapa	III A	9911329494	19-Apr-2021 01:23 PM
006398	Agnibesh Singha	III A	9734172679	19-Apr-2021 01:27 PM
006261	Aman Sail	III A	9810076618	
000291F	Aman Singh	III A	9818658594	19-Apr-2021 01:39 PM
005987	Amyra Mahajan	III A	9899210780	
006406	Anisha Som Chaudhuri	III A	8056122201	
005898	Aradhya Singh	III A	9818636197	19-Apr-2021 01:28 PM
000292F	Chetna	III A	8750042808	
005871	Hardik Jain	III A	9871245996	
000275F	Hritvik Saini	III A	9873002111	

Contd..

# Progress Entry

By clicking on Report button, teacher can view her upcoming classes, Day wise class and student Attendance

 Delete 84 Records

Organiser Ritu Singh (ritusingh@bloompublicschool.org) - All - [Reports](#)

## Teacher Dashboard / Schedule Online Class

Report Type

Records

[Print](#) [Cancel](#) [Export To Excel](#)

Contd..

# Progress Entry

## Upcoming Schedule Report

Teacher Dashboard / Schedule Online Class

Report Type Print Upcoming Schedule

Records - All -

Print Cancel Export To Excel

**BLOOM PUBLIC SCHOOL**  
2021-2022 : Online Classes Schedule

Emp No	Emp Name	Thursday 01-Apr-2021	Friday 02-Apr-2021	Saturday 03-Apr-2021	Sunday 04-Apr-2021	Monday 05-Apr-2021	Tuesday 06-Apr-2021	Wednesday 07-Apr-2021	Thursday 08-Apr-2021
72	Ritu	<p>Class Specific Students; Subject Hindi : Introduction Time 08:00 AM - 08:30 AM Link <a href="https://meet.google.com/hoo-nkco-nwu">https://meet.google.com/hoo-nkco-nwu</a></p> <p>Class Specific Students; Subject Hindi : Introduction Time 08:30 AM - 09:00 AM Link <a href="https://meet.google.com/evs-nsjl-zuk">https://meet.google.com/evs-nsjl-zuk</a></p> <p>Class Specific Students; Subject Hindi : Introduction Time 10:30 AM - 11:00 AM</p>				<p>Class Specific Students; Subject Hindi : Lesson explanation CLASS 3B Time 08:00 AM - 08:30 AM Link <a href="https://meet.google.com/mds-emtj-wyx">https://meet.google.com/mds-emtj-wyx</a></p> <p>Class Specific Students; Subject Hindi : Lesson 1. Class 4C Time 09:00 AM - 09:30 AM Link <a href="https://meet.google.com/seo-hhoj-szo">https://meet.google.com/seo-hhoj-szo</a></p> <p>Class Specific Students; Subject Health Physical Education : HPE class 4B Time 10:00 AM - 10:30 AM</p>	<p>Class Specific Students; Subject Hindi : PICTURE COMPOSITION CLASS 3B Time 08:00 AM - 08:30 AM Link <a href="https://meet.google.com/dwd-cxux-lbe">https://meet.google.com/dwd-cxux-lbe</a></p> <p>Class Specific Students; Subject Hindi : NOUNS Class5c Time 08:30 AM - 09:00 AM Link <a href="https://meet.google.com/eha-usyb-omn">https://meet.google.com/eha-usyb-omn</a></p> <p>Class Specific Students; Subject Hindi : LESSON 1 Time 08:30 AM - 09:30 AM Link <a href="https://meet.google.com/oxn-huxa-heo">https://meet.google.com/oxn-huxa-heo</a></p> <p>Class Specific Students; Subject Hindi : NOUNS. 4c Time 09:00 AM - 09:30 AM Link <a href="https://meet.google.com/vuu-msvy-siw">https://meet.google.com/vuu-msvy-siw</a></p> <p>Class Specific Students; Subject Health Physical Education : Hpe. Class 3c Time 09:30 AM - 10:00 AM Link <a href="https://meet.google.com/uwe-wpyj-ikj">https://meet.google.com/uwe-wpyj-ikj</a></p> <p>Class Specific Students; Subject Hindi : PICTURE COMPOSITION 3A</p>	<p>Class Specific Students; Subject Hindi : Lesson 1. Class 5c Time 08:00 AM - 08:30 AM Link <a href="https://meet.google.com/yfn-bses-vsv">https://meet.google.com/yfn-bses-vsv</a></p> <p>Class Specific Students; Subject Hindi : Lesson 1 class 6a. Slot 2 Time 08:30 AM - 09:00 AM Link <a href="https://meet.google.com/zwy-buf-lin">https://meet.google.com/zwy-buf-lin</a></p> <p>Class Specific Students; Subject Hindi : Lesson1 class 4c Time 09:00 AM - 09:30 AM Link <a href="https://meet.google.com/cqv-rhxx-yez">https://meet.google.com/cqv-rhxx-yez</a></p> <p>Class Specific Students; Subject Health Physical Education : How to be fit and healthy class class 4a Time 10:00 AM - 10:30 AM Link <a href="https://meet.google.com/jfd-fxqy-ibv">https://meet.google.com/jfd-fxqy-ibv</a></p>	<p>Class Specific Students; Subject Hindi : LESSON 1 KAAKH KI RAJ Subject CLASS 5C ENTIRE CLASS, 8 Time 08:00 AM - 08:30 AM Link <a href="https://meet.google.com/pbe-uswv">https://meet.google.com/pbe-uswv</a></p> <p>Class Specific Students; Subject CLASS 3B EN Subject CLASS 8.30 Time 08:30 AM - 09:00 AM Link <a href="https://meet.google.com/viy-rici-m">https://meet.google.com/viy-rici-m</a></p> <p>Class Specific Students; Subject Hindi : LESSON 1 KAKKU IIIA 3A Subject ENTIRE CLASS 10.30 Time 10:30 AM - 11:00 AM Link <a href="https://meet.google.com/xfm-ggor">https://meet.google.com/xfm-ggor</a></p> <p>Class Specific Students; Subject Hindi : LESSON 1 KAKKU 3C EN Subject CLASS 11.00</p>

Contd..

# Progress Entry

## Day wise classes Report

Teacher Dashboard / Schedule Online Class

Report Type: DayWise Classes

Date From: 01-Apr-2021

Date To: 01-Apr-2021

**BLOOM PUBLIC SCHOOL**  
2021-2022 : Online Day Wise Classes



01-Apr-2021

Emp No	Emp Name	Class 1	Class 2	Class 3	Class 4	Class 5	Total Class	Total Attended
72	Ritu Singh	<b>Class</b> Specific Students; <b>Subject</b> Hindi : Introduction <b>Time</b> 08:00 AM - 08:30 AM <b>Joined At</b> 01-Apr-2021 07:52 AM <b>Attendees</b> 28 Students	<b>Class</b> Specific Students; <b>Subject</b> Hindi : Introduction <b>Time</b> 08:30 AM - 09:00 AM <b>Joined At</b> 01-Apr-2021 08:32 AM <b>Attendees</b> 26 Students	<b>Class</b> Specific Students; <b>Subject</b> Hindi : Introduction <b>Time</b> 10:30 AM - 11:00 AM <b>Joined At</b> 01-Apr-2021 10:27 AM <b>Attendees</b> 26 Students	<b>Class</b> Specific Students; <b>Subject</b> Hindi : Introduction <b>Time</b> 11:00 AM - 11:30 AM <b>Joined At</b> 01-Apr-2021 11:02 AM <b>Attendees</b> 28 Students	<b>Class</b> Specific Students; <b>Subject</b> Health Physical Education : Introduction <b>Time</b> 11:30 AM - 12:00 PM <b>Joined At</b> 01-Apr-2021 11:32 AM <b>Attendees</b> 25 Students	5	5

Contd..

# Progress Entry

Teacher Dashboard / Schedule Online Class

## Student Attendance Report

Report Type: Student Attendance

Class: III

Section: A

Status: Live

Date From: 01-Apr-2021

Date To: 01-Apr-2021

Percentage Between: 0 to 100

Print Cancel Export To Excel

BLOOM PUBLIC SCHOOL

2021-2022 : Online Classes Attendance [Class : III A]

SNo	AdmNo	Student	Contact No	Total Classes	Att Percentage	Tot Present	Tot Absent	01-Apr-2021	
								Hindi	
								10:30 AM - 11:00 AM	
1	005861	Aadhya	9435715762	1	100%	1	0	PR	
2	000287F	Aanya Yadav	9910068864	1	0%	0	1	AB	
3	005862	Aaradhya	9435715762	1	0%	0	1	AB	
4	000285F	Aarav	9899067086	1	100%	1	0	PR	
5	005991	Advika Thapa	9911329494	1	100%	1	0	PR	
6	006398	Agnibesh Singha	9734172679	1	100%	1	0	PR	
7	006261	Aman Saini	9910079918	1	100%	1	0	PR	
8	000291F	Aman Singh	9919959594	1	100%	1	0	PR	
9	005887	Amyra Mahajan	9999210780	1	100%	1	0	PR	
10	006406	Anisha Som Chaudhuri	8056122201	1	100%	1	0	PR	
11	005898	Aradhya Singh	9918938197	1	100%	1	0	PR	
12	000292F	Chetna	8750042808	1	0%	0	1	AB	
13	005871	Hardik Jain	9871245996	1	100%	1	0	PR	
14	000275F	Hintik Saini	9873002111	1	100%	1	0	PR	
15	006312	Manasvini Gupta	7096548403	1	0%	0	1	AB	
16	005986	Netra Gupta	9971988937	1	0%	0	1	AB	
17	005858	Parv Chhabra	7042763016	1	100%	1	0	PR	
18	005853	Prabhati Kaur	9910012026	1	100%	1	0	PR	
19	000284F	Prema Mangani	9911055560	1	100%	1	0	PR	
20	000299F	Prince	9717735749	1	100%	1	0	PR	
21	005873	Radhika Singh	9891017655	1	100%	1	0	PR	
22	005909	Riaan Ghosh	8178277330	1	100%	1	0	PR	
23	006287	Samar Roy	8295711377	1	100%	1	0	PR	
24	006286	Samvi Shukla	7340952046	1	100%	1	0	PR	
25	000295F	Sarth	7838383396	1	100%	1	0	PR	
26	000298F	Siya	9999357408	1	100%	1	0	PR	
27	005844	Sukriti Gupta	9971176853	1	100%	1	0	PR	
28	000282F	Trisha Sehrawat	7838094030	1	100%	1	0	PR	
29	005893	Yahvi Sejwal	9599992499	1	100%	1	0	PR	
30	005843	Yajat Malhotra	9899380612,9811073290	1	100%	1	0	PR	
31	005887	Yedhant Joshi	9990101258	1	100%	1	0	PR	

# Progress Report

**1. Marks Entry Status Report** – This report is for class teacher to view the status of subject wise marks entered for her class

## MARKS ENTRY STATUS REPORT

Class	VIII	~
Term	I	~
Exam	Sub Enr-I	~
Status	Live	~

[Print](#) [Export To Excel](#)

BLOOM PUBLIC SCHOOL [ 2020-2021 ]

Marks Entry Status Report

Class = VIII : Term = I : Exam = Sub Enr-I : Status = Live



	English	Hindi	Sanskrit	German	French	Mathematics	Science	Social Science
VIII A	28/28 ✓	28/28 ✓	11/11 ✓	11/11 ✓	6/6 ✓	28/28 ✓	28/28 ✓	28/28 ✓
VIII B	25/25 ✓	25/25 ✓	8/8 ✓	9/9 ✓	8/8 ✓	25/25 ✓	25/25 ✓	25/25 ✓
VIII C	22/22 ✓	22/22 ✓	15/15 ✓	2/2 ✓	5/5 ✓	22/22 ✓	22/22 ✓	22/22 ✓

# Progress Report

**2. Scholastic Marks Register** – This is consolidated marks entry report. A teacher can take print by pressing printer button

BLOOM PUBLIC SCHOOL [2021-2022]

Scholastic Marks Register [ Term = I : Exam = Sub Enr-I : Class = VII : Section = A : Subject = English ]



R No	Ad No	Student	English			Total MM	Total MO	Total WT	% age
			MO (10)	MW	GR				
	004999	Aadarsh Singh							
	006567	Aaliya Mohanani							
	005124	Abdus Samad Khan							
	005006	Aditi Mukherjee							
	000170F	Akash Tanwar							
	000355F	Alisha Khatun							
	004990	Anoushka Sharma							
	004992	Anvi Sharma							
	005023	Ariv Mathur							
	000356F	Aysha							
	005009	Devika Sobti							
	005387	Faith Lalsiempui							
	000172F	Gourav							
	005238	Kaavya							
	000171F	Laxmi							
	005053	Maira Saluja							
	005036	Meher Talwar							
	000165F	Naik							
	006468	Naysha Shrivastava							
	000177F	Nikita							
	005101	Piyush Kapoor							
	005152	Prithvi Singh Dhaka							
	000353F	Sachin Chaturvedi							
	005007	Shayan Sethi							
	005942	Shivam Goel							
	005557	Stuti Gupta							
	004989	Tithi Roy							
	005074	Trigya Chaturvedi							
	004998	Vihaan Yadav							
	006179	Yash Krushnarvind Patel							

# Progress Report

**3. Co-Scholastic Marks Register** – This is consolidated co-scholastic marks entry report. A teacher can take print by pressing printer button

BLOOM PUBLIC SCHOOL [2021-2022]  
Co-Scholastic Marks Register [ Term = 1 ; Class = XII ; Section = A ]



Roll No	AdmNo	Student Name	Co scholastic Activities				Total
			General Studies		Health & Physical Education (Work Experience)		
			MM (5)	G	MM (5)	G	
	005589	Abhav Vijay Gupta					
	005623	Amaritya Awasthi					
	004017	Daksh Rautela					
	006157	Devesh Rawat					
	005596	Divansh Bajaj					
	005609	Ganga Singh					
	004248	Gurmann Singh					
	000241F	Gyan Kaur					
	005587	Harnoor Kaur					
	005608	Harvansh					
	004116	Kanak Gujral					
	004165	Kanak Yadav					
	003995	Kerry Shiva Wadhwa					
	005613	Krish Goyal					
	004001	Lavanya Raheja					
	005594	Madhav Arora					
	004136	Madhav Srivastava					
	003962	Mayank Singh Chauhan					
	006151	Pallavi Manchanda					
	005590	Piyush Kumar					
	005586	Poorva Bisht					
	004908	Purab Sharma					
	005319	Rachit Chopra					
	004020	Raghav Bhardwaj					
	005305	Rahul Samanta					
	005636	Raj Pal Kukreja					
	003947	Rushil Prasad					
	000065F	Sakshi					
	005604	Sarthak Hingonia					
	005605	Sidhi Sharma					
	005131	Somesh Singh					
	005591	Yash Vijay					



# Progress Report

## 4. Marksheet Printing -

Teacher Dashboard / Marksheet Printing

Class	VIII C	▼
Term	I	▼
Exam	Sub Enr-I	▼
	<input type="checkbox"/> Consolidate Sub-Subjects	
Status	Live	▼
Student	Harshit Yadav [005332]	▼
	<a href="#">Print</a>	

To preview the report card, class teacher will select her class, Term, Exam, and student name. Click on print

**Note** - Only Class teacher can view this report

Contd..

# Progress Report

Below report will appear



**BLOOM PUBLIC SCHOOL**  
C-8, Vasanti Kunj, New Delhi - 110 070



## Sub Enrichment-I (2020-21)

<b>Student's Name</b>	: Harshit Yadav	<b>Admission No.</b>	: 005332
<b>Class</b>	: VIII C	<b>Date of Birth</b>	: 27 Mar 2007
<b>Father's Name</b>	: Inderjeet Yadav	<b>Mother's Name</b>	: Sarita Yadav

Subject	Max Marks	Marks Obtained	Grade
English	10	6	C1
Hindi	10	7	B2
Sanskrit	10	9	A2
Mathematics	10	10	A1
Science	10	6	C1
Social Science	10	4	D
<b>Total</b>	<b>60</b>	<b>42</b>	<b>B2</b>

# Progress Report

## 5. Final Performance Profile – This is Final report card for all Terms



**BLOOM PUBLIC SCHOOL**  
C-6, Vasant Kunj, New Delhi - 110 070



### PERFORMANCE PROFILE (2020-21)

<b>Student's Name</b>	: Aarush Narain	<b>Admission No.</b>	: 005172
<b>Class</b>	: VIII C	<b>Date of Birth</b>	: 19 Jan 2007
<b>Father's Name</b>	: Ujjwal Narain	<b>Mother's Name</b>	: Seema Narain

#### Scholastic Areas

Subject	Term I						Term II					
	Sub Enr-I (10)	MA-I (5)	PF-I (5)	Mid Term (80)	Total (100)	Grade	Sub Enr-II (10)	MA-II (5)	PF-II (5)	Final (80)	Total (100)	Grade
English	9	3.5	4	64	81	A2	9	5	4	65	83	A2
Hindi	10	4	5	69	88	A2	8	4	5	63	80	B1
French	9	3	5	68	85	A2	9	5	5	71	90	A2
Mathematics	9	4	5	68	86	A2	9	5	4.5	56	75	B1
Science	10	3	4.5	79	97	A1	10	5	5	66	86	A2
Social Science	10	5	4	77	96	A1	10	5	3	72	90	A2
<b>Total</b>	<b>57/60</b>	<b>22.5/30</b>	<b>27.5/30</b>	<b>425/480</b>	<b>533/600</b>	<b>A2</b>	<b>55/60</b>	<b>29/30</b>	<b>26.5/30</b>	<b>393/480</b>	<b>504/600</b>	<b>A2</b>

#### Co-Scholastic Area [on a 3 point (A-C) grading scale]

Area	Grade
Work Education (or Pre-Vocational Education)	A
Art Education	B
Health & Physical Education	A
Discipline	A

#### Remarks :

Aarush is an enthusiastic learner and has shown perseverance in all he does. He is extremely motivated and always contributes his best. He displayed an excellent attitude toward online learning and was regular during the online classes. He displayed his oratory skills during the event "It's Our Day". His performance in all subjects is noteworthy. He was able to answer the questions confidently during the viva. It was a pleasure to have him in the class. All the best for the next academic session.

Congratulations ! You have been promoted to class IX

**Note** – Class teacher can view

# Progress Report

## 6. Co-Scholastic Checklist- To view the co-scholastic marks entry

**CO-SCHOLASTIC DETAILED CHECKLIST**

Class  ▼

Consolidate Sub-Subjects

Status  ▼

Student  ▼

Hide Max Mark, Marks Obtained & Average Column

Print as Co-Scholastic Grade Certificate

Filter  ▼

# Progress Report


**7. Student Performance Report-** To view the Exam wise and student wise report

Select class, section and student name

A teacher can view exam report card by clicking on the tab

Class: V Section: C Student Name: Aarush Tiwari [005423]

Final Performance Profile



**BLOOM PUBLIC SCHOOL**  
C-8, Vasant Kunj, New Delhi - 110 070

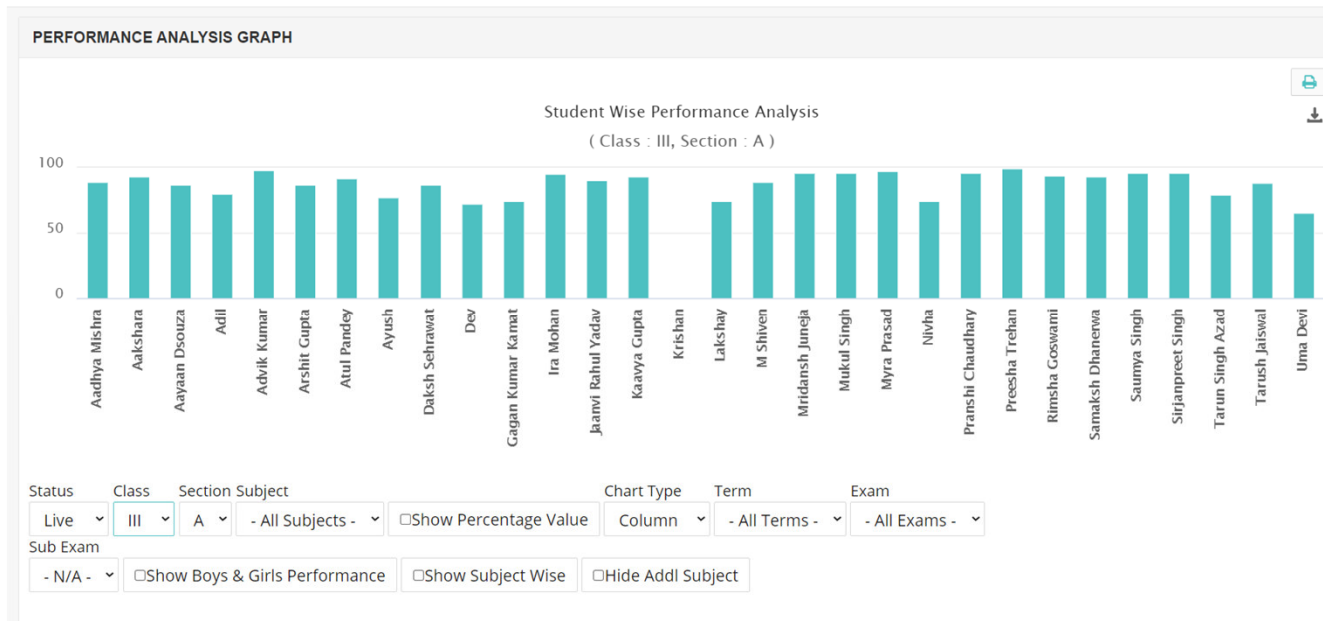
Final Exam (2020-21)					
Student's Name	: Aarush Tiwari	Admission No.	: 005423		
Class	: V C	Date of Birth	: 27 Oct 2010		
Father's Name	: Ajit Kumar Tiwari	Mother's Name	: Preeti		

Subject	Written (60%)	Viva (20%)	Art Integration (10%)	SEA (10%)	Total (100%)
					Grade
English	A	A	A+	B	A
Hindi	A+	A+	A+	A	A+
Mathematics	B	A+	C	C	B
E.V.S.	A	A+	B	C	A
<b>CUMULATIVE TOTAL</b>					<b>A</b>

**Note:** Only class teacher can view this report

# Progress Report

**8. Performance Analysis Graph-** A teacher can view the overall performance of her class in different ways



A teacher can select fields – boys & girls wise, Chart type, Term wise, Exam wise etc.

# Progress Report

**9. Anecdote Report Printing-** This is subject wise remarks report filled by the teachers

Class

Term

Exam

Student

BLOOM PUBLIC SCHOOL

Anecdotal Report



## Quarter Assessment-I [ 2019-2020 ]

Student's Name	: Abbas Qureshi	Admission No.	: 005945
Class	: V C	Date of Birth	: 17 Mar 2009
Father's Name	: Mohd Sami Qureshi	Mother's Name	: Arshi Qureshi

Subject	Remarks
English	Often found making careless errors in overall sentence structure.
Hindi	Has good comprehension skills.
Mathematics	Seems to understand concepts taught, but sometimes makes careless mistakes.
E.V.S.	Needs guidance in understanding and applying text.

**Note:** Only class teacher can view

# Progress Report

This is for Prep teachers only

## 10. Junior Checklist Printing – This is to view the monthly activity report

### JUNIOR CHECKLIST PRINTING

Class: Pre School A

Exam: JANUARY </br>THEME: PEOPLE WHO HELP US

Consolidate Sub-Subjects

Status: Live

Student: - All -

Setup

Re-Order

Print



**BLOOM PUBLIC SCHOOL**  
C-8, Vasant Kunj, New Delhi - 110 070

**JANUARY**  
**THEME: PEOPLE WHO HELP US (2020-21)**

Student's Name : Divyam Bharti      Admission No. : 006352  
Class : Pre School A      Date of Birth : 21 Aug 2016  
Father's Name : Amit Kumar Bharti      Mother's Name : Mamta Paliya



Checklist	Always/Sometimes
Names community helpers	Yes
Understands the importance of community helpers in our daily lives	Yes
Developing sensitivity and respect towards community helpers	Yes



# Progress Report

This is for Prep teachers only

## 11. Junior Checklist Register – This is to view the consolidated report

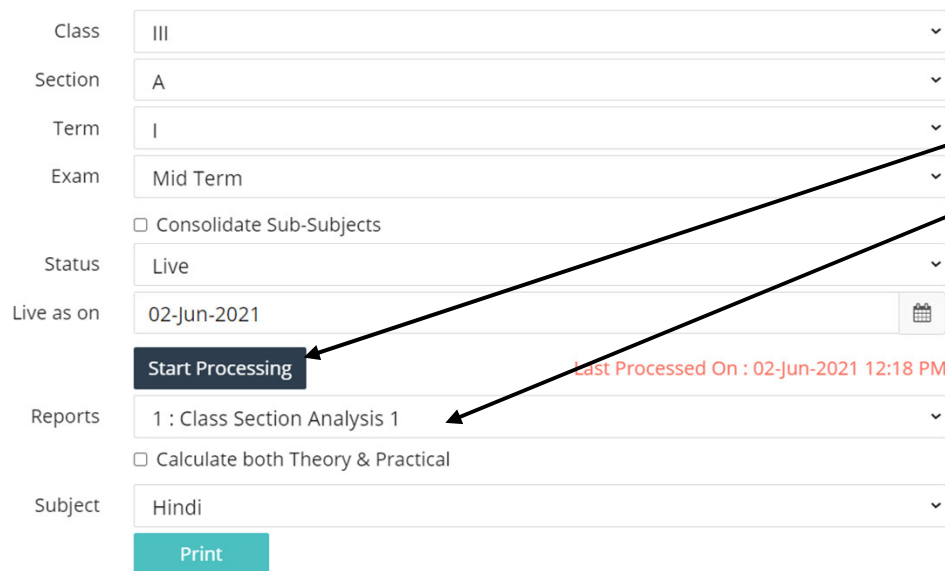
BLOOM PUBLIC SCHOOL [2020-2021]  
 Checklist Register | Class = Pre : Section = School : Checklist = JANUARY  
 THEME: PEOPLE WHO HELP US : Status=Live



S.No.	Adm No.	Student Name	Names community helpers	Understands the importance of community helpers in our daily lives	Developing sensitivity and respect towards community helpers	Sings action rhymes /songs along with other children	Learning new words	Identifies letters and letter sounds that have been covered	Checklist						
									Learning to identify akshars	Child's language skills are improving (Listening / Speaking / Reading / Writing)	Identifies shapes (Recap)	Learning pre-number concepts (Recap)	Identifies numbers and counts with one to one correspondence	Identifies and names colours	Walks / Jumps / Hops etc. on teacher's directions using available space
1	006399	Aarnav Singh Sahib	Yes	Yes	Yes	Sometimes	Yes	Sometimes	Sometimes	Yes	Sometimes	Sometimes	Sometimes	Yes	Yes
2	006364	Aarunya Upadhyay	Yes	Yes	Yes	Sometimes	Yes	Sometimes	Sometimes	Yes	Sometimes	Yes	Sometimes	Yes	Yes
3	000378F	Ajay	Sometimes	Sometimes	Yes	Sometimes	Yes	Sometimes	Sometimes	Yes	Sometimes	Sometimes	Sometimes	Sometimes	Yes
4	006346	Anvi Jain	Yes	Yes	Yes	Yes	Yes	Sometimes	Sometimes	Yes	Sometimes	Yes	Yes	Yes	Yes
5	000392F	Arit Kamat	Yes	Yes	Yes	Yes	Yes	Yes	Yes	Yes	Sometimes	Yes	Yes	Yes	Yes
6	006384	Ayvaan Bir Buckshee	Yes	Yes	Yes	Yes	Yes	Yes	Sometimes	Yes	Sometimes	Yes	Yes	Yes	Yes
7	006383	Avyana Chhabra	Yes	Yes	Yes	Yes	Yes	Yes	Sometimes	Yes	Yes	Yes	Yes	Yes	Yes
8	006401	Dharvik Gupta	Yes	Yes	Yes	Yes	Yes	Sometimes	Sometimes	Yes	Sometimes	Yes	Yes	Yes	Yes
9	006352	Divyam Bharti	Yes	Yes	Yes	Yes	Yes	Yes	Yes	Yes	Sometimes	Yes	Yes	Yes	Yes
10	000375F	Gaurav Sehrawat	Sometimes	Sometimes	Yes	Sometimes	Yes	Sometimes	Sometimes	Yes	Sometimes	Sometimes	Sometimes	Yes	Yes
11	000396F	Harsh Garg	Sometimes	Sometimes	Sometimes	Sometimes	Sometimes	Sometimes	Sometimes	Sometimes	Sometimes	Sometimes	Sometimes	Sometimes	Sometimes
12	000372F	Janvi	Yes	Yes	Yes	Yes	Yes	Sometimes	Yes	Yes	Sometimes	Yes	Yes	Yes	Yes
13	006373	Jayeshveer S Kumar	Yes	Yes	Yes	Yes	Yes	Sometimes	Yes	Yes	Sometimes	Yes	Yes	Yes	Yes
14	006374	Jiyanshi Baral	Yes	Yes	Yes	Yes	Yes	Yes	Yes	Yes	Sometimes	Yes	Yes	Yes	Yes
15	000373F	Medhansh Singh	Sometimes	Sometimes	Yes	Sometimes	Yes	Sometimes	Sometimes	Yes	Sometimes	Sometimes	Sometimes	Yes	Yes
16	006356	Mitakshi Bhambhe	Yes	Yes	Yes	Yes	Yes	Sometimes	Yes	Yes	Sometimes	Yes	Yes	Yes	Yes

# Progress Report

**12. Result Analysis-** The report can be viewed using different fields and parameters.



The screenshot shows a web interface for generating a progress report. It includes several dropdown menus and checkboxes. The 'Class' dropdown is set to 'III', 'Section' to 'A', 'Term' to 'I', and 'Exam' to 'Mid Term'. There is a checkbox for 'Consolidate Sub-Subjects' which is unchecked. The 'Status' dropdown is set to 'Live'. The 'Live as on' field shows '02-Jun-2021' with a calendar icon. A dark blue 'Start Processing' button is highlighted with a black arrow pointing to it. Below this, the 'Reports' dropdown is set to '1 : Class Section Analysis 1', also with a black arrow pointing to it. A red text label 'Last Processed On : 02-Jun-2021 12:18 PM' is visible. There is another checkbox for 'Calculate both Theory & Practical' which is unchecked. The 'Subject' dropdown is set to 'Hindi'. At the bottom, there is a teal 'Print' button.

- Select class, section, term, exam status always live
- Press Start Processing
- There are 23 types report available for analyze the class performance
- Select subject
- Press Print button

Contd...

# Progress Report

## 12. Result Analysis- Example of one of the reports

### **BLOOM PUBLIC SCHOOL [2020-2021]**

#### **Class Section Analysis 1 [ Exam : Mid Term, Analysis : Theory ]**

Teacher Name	
Class	III A
Subject	Hindi
Total Students	30
Total Students Appeared	29
Highest Marks (Theory)	100 (100%)
Lowest Marks (Theory)	56 (56.00%)
No of Failures	0
Fail Percentage	0%
Average Marks (Theory)	89.93 (89.93%)
Signature Of Subject Teacher	
Signature Of HOD	

# Library - For offline school

## 1. Book Search –

Type	Status	Subject	Medium	Department	Category	Location/Shelf	Source Type
- All -	- All -	- All -	- All -	- All -	- All -		- All -
Criteria	Search From		Top Records				
Title	<input checked="" type="radio"/> Left <input type="radio"/> Right <input type="radio"/> Anywhere			50 Records	◀	▶	Show Data

**2. New Book Arrivals** – If any new book entry done by the librarian, it will show here

Contd...

# Library- For offline school

## 3. Book Reservation – A teacher can reserve the book for herself.

**Book Reservation**

Accession No

Title

Author  Publisher

Year  Subject

Medium  Status

Book Required Date

Remarks

Quick Search

Select Criteria

84 Records

Acc No	Title	Status	Author 1	Publisher
0014773	<a href="#">Harry Houdini</a>	Available	Welsh, Cel	Campfire
0010548	<a href="#">Harry Potter You Are The Best</a>	Available	Moore, Sharon	St Martin Griffin
0010559	<a href="#">Harry Potter &amp; Goblet Of Fire</a>	Available	Rowling, J.K	Bloomburry
0010013	<a href="#">Harry Potter &amp; Goblet Of Fire</a>	Available	Rowling, J.K	Bloomburry
0010882	<a href="#">Harry Potter &amp; Prisoner Of Azkaban</a>	Available	Rowling, J.K	Bloomburry
0010883	<a href="#">Harry Potter &amp; Prisoner Of Azkaban</a>	Available	Rowling, J.K	Bloomburry
0009838	<a href="#">Harry Potter &amp; The Chamber Of Secrets</a>	Available	Rowling J.K	Bloomburry
0011801	<a href="#">Harry Potter &amp; The Chamber Of Secrets</a>	Available	Rowling J.K	Bloomburry

Contd...

# Library - For offline school

**4. Issue-Return History** – A teacher can view how many books issued to her and returned by her

Teacher Dashboard / Issue-Return History

## Issue-Return History Details

1 Records



Accession No	Book Name	Issue Date	Due Date	Return Date	Late Fine
0020058	Chemistry-Sample Paper-C B S E	19-Dec-2019	27-Dec-2019	03-Apr-2020	

# Online Exam

## 1. Exam Master – Teacher can schedule online exam

Teacher Dashboard / Exam Master

Online Exam Name	Class & Section	Start Date	Start Time	End Date	End Time	Status	Duration
CLASS IV CHAPTER 2 MCQ 1 Subject : Hindi Ritu Singh	<a href="#">Student Wise</a>	11-Jun-2021	12:10AM	11-Jun-2021	12:10AM	In-Active	00:10

[Create New Online Exam](#) [Settings](#) 1 records [Last 2 days](#) [- All -](#)

Teacher can click here to create New Online Exam

Contd..

# Online Exam

On clicking create New Online Exam, the image below will appear:

Teacher Dashboard / Exam Master

Online Exam Name

Online Exam Active

Subject Name

Duration Of Online Exam  -

Start Date & Time   -

End Date & Time   -

Classes

Select All

- III A
- III B
- III C
- IV A
- IV B

In case of selective students [click here](#)

Passing Percentage

Hide Result (Scored Points & Percentage) on Parent Dashboard

Hide Only Review After Submission on Parent Dashboard

Display questions in random order

Import Online Exam From

[Before activating the exam, kindly verify by using the Quick Demo option.](#)

Contd..



# Online Exam

- Enter Online Exam Name (**MCQ / Mid Term / PT 1 / Final**)
- Check in the box if you want to **activate** the exam on the parent portal
- Select subject name from the **dropdown list**
- Select duration of exam by selecting from the **dropdown list**
- Select start date & Time
- Select End date & Time
- Select Class (**A teacher can select multiple class**)
- A teacher can create student wise exam also by selecting the student name from “**In case of selective students [click here](#)**”
- Enter Passing Percentage (**Mandatory**)

Contd..

# Online Exam

As per instructions / requirement, kindly tick the check box applicable.

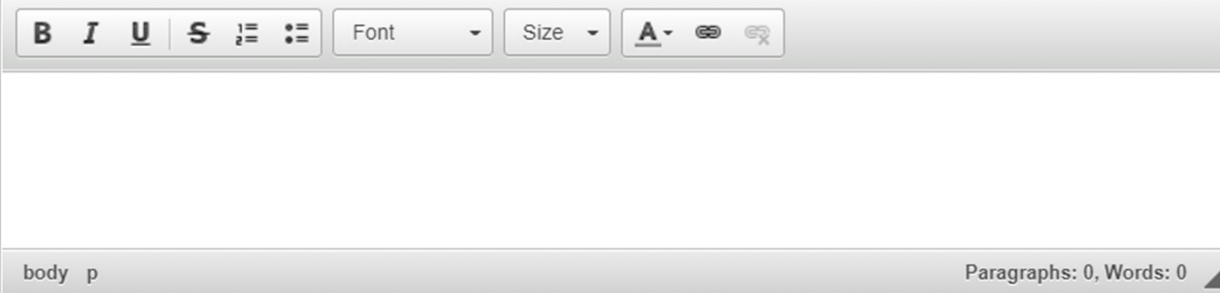
- Hide Result (Scored Points & Percentage) on Parent Dashboard
  - **Student can't see the score points and percentage if teacher will tick**
- Hide Only Review After Submission on Parent Dashboard
  - **Student can't see the review of the exam**
- Display questions in random order for every student
  - **Student can see the questions in random order**
- Do not allow others to import
  - **Other teacher of same subject can't import the question paper**
- Auto time up for students on exam time over
  - **If students will join late, only remaining time will visible for them**
- Show all questions in single screen
  - **Student can see all questions in a single page**
- Do not show answer input box in case of subjective exam
  - **Student can not type the answer in the box**
- Show question paper for non attempting students also
  - **Question paper will be available for non attempting students**

Contd..

# Online Exam

Instruction is optional. Teacher can type instructions in this box regarding exam or question paper and Submit.

Instruction (Optional)



A rich text editor interface with a toolbar containing icons for Bold (B), Italic (I), Underline (U), Strikethrough (S), Bulleted List, and Numbered List. It also includes dropdown menus for Font and Size, and icons for text color (A), link, and unlink. The main text area is empty. At the bottom, it shows 'body p' and 'Paragraphs: 0, Words: 0'.

Press Shift+Enter key for single line spacing wherever required






Submit

Cancel

Contd..

# Online Exam

After submitting the exam will show in teacher's Exam Master Icon

Online Exam Name			Class & Section	Start Date	Start Time	End Date	End Time	Status	Duration
FA 2 - Integers Subject : Mathematics Esha Dhir	 Edit	 Delete	VII A, VII B	14-Jun-2021	9:41AM	14-Jun-2021	2:00PM	In-Active	00:10
FA 2 - File Handling Subject : Computer Science Esha Dhir	 Edit	 Delete	 Student Wise	14-Jun-2021	8:02AM	14-Jun-2021	8:40AM	Completed	00:10

Contd..

# Online Exam

By using Quick Demo, a teacher can see how the question paper will appear like on the student's portal

Quick Demo

Demo Review

👉 Before activating the exam, kindly verify by using the Quick Demo option.

ATTEMPTED	0
NOT ATTEMPTED	0
ATTEMPTED & MARKED	0
NOT ATTEMPTED & MARKED	0
NOT SEEN	3

Questions

1 2 3

## FA 2 - Integers

Number of Questions	3
Total Points	3
Passing Percentage	33 %
Time	10 Minutes

### Instructions

- Please keep a pen and paper ready for rough work.
- Javascript must be enabled on your browsers.
- Your time countdown will begin as soon as you click the 'START TEST' button.

On the student Portal

START TEST

Contd..

# Online Exam

By using Demo Review, a teacher can see how the result and answers will appear on the student's portal

Quick Demo

Demo Review

👉 Before activating the exam, kindly verify by using the Quick Demo option.

RESULT REVIEW

## FA 2 - Integers

Total Questions	3
Attempted Questions	0
Total Points	3
Scored Points	0
Passing Percentage	33 %
Percentage Secured	0 %
Result	Failed

Go Back

RESULT REVIEW

## FA 2 - Integers

1.

Point(s) : 0 / 1 [Not attempted]

Write the distributive equivalent of  $(-3) * [(-2)+4] = ?$

- a)  $[(-3) * (-2)] + [(-3) * 4]$
- b)  $[(-3) * (-2)] + (-3)$
- c)  $(-2) + [(-3) * 4]$
- d)  $[(-3) * (-2)] - [(-3) * 4]$

2.

Point(s) : 0 / 1 [Not attempted]

$(-3) * 1 * (-3) * (-1)$

- a) 9
- b) -9
- c) 8
- d) -8

Contd..

# Online Exam

**Subject Scoring:** Correction the answer sheets submitted by the student online

The screenshot displays an online exam interface. On the left, a sidebar contains navigation icons. The main area shows the exam details: Class VII B, Online Exam Name 'Final Assessment Mathematics Class VII (Subjective)', and Student Name 'Aaditya Bajaj [004871]'. A table shows the score for the current question: 8/8. The question is 'Question No 3 of 3' under 'SECTION - C'. The question text is: '9. a) Simplify the expression and find its value when a=5 and b=-3.  $2(a^2 + ab) + 3 - ab$  b) What are the coefficients of y in the following expressions:  $4x - 3y, 8 + yz, yz^2 + 5, my + m, y^2x - y$  10. Two cross roads, each of width 5 m, cut at right angles through the centre of a rectangular park of length 500 m and breadth 100 m and parallel to its sides. i) Find the area of the roads. ii) Also find the area of the park excluding cross roads. Give the answer in hectares.' Below the question, a 'Submitted Answer' section shows a photo of a student's handwritten work. The work includes calculations for question 91:  $2(7^2 + 7 \cdot -3) + 3 - 7 \cdot -3 = 2(49 - 21) + 3 + 21 = 2(28) + 24 = 56 + 24 = 80$  and for question 92:  $20p/3 = 40$ ,  $20p = 40 \times 3$ ,  $20p = 120$ ,  $p = 120 \div 20$ ,  $p = 6$ . A 'Points & Remarks' panel shows 'Max Point : 10' and '8' points awarded. A 'Submit' button is visible.

Ques.	MM	Points
1	8	8
2	12	12
3	10	8
<b>Total</b>	<b>30</b>	<b>28</b>

Submitted Answer

File Attached

Attach 1 of 6

Points & Remarks

Max Point : 10 8

Submit Cancel

Select the class, Exam name and student name

Contd..

# Online Exam

**Subject Scoring:** Click on the answer sheet. It will open as paint brush

Q1  $3 \overline{) 729}$   
 $3 \overline{) 243}$   
 $3 \overline{) 81}$   
 $3 \overline{) 27}$   
 $3 \overline{) 9}$   
 $3 \overline{) 3}$   
 $1$

$= 3^6 = 3 \times 3 \times 3 \times 3 \times 3 \times 3$

Q2  $20p/3 = 40$   
 $20p = 40 \times 3$   
 $20p = 120$   
 $p = 120 \div 20$   
 $p = 6$

Q3  $L_3$  is also  $30^\circ$  as it is vertically opposite to  $L_1$ .  
 $L_2$  is  $150^\circ$  as  $150^\circ + 30^\circ = 180^\circ$  and it is a linear pair.

Q4  $x$  is  $40$  as ~~the~~ the triangle is isosceles and  $100^\circ + 40^\circ$

Select Pen from the tool box

**Note:** Checked answer sheet is not editable

Contd..



# Online Exam



**Subject Scoring:** Enter Total marks, remarks, can attach file if required and submit

Ques.	MM	Points
1	8	8
2	12	12
3	10	8
<b>Total</b>	<b>30</b>	<b>28</b>

Total marks will show here

Points & Remarks

Max Point : 10    8

**B I U S** | **;** **:** **:** | Font - Size - **A** -  

body p Paragraphs: 0, Words: 0

**+ Add Files** Only jpg and png file allowed

**Submit** Cancel

Contd..

**THANK YOU**