



CLOUD 9

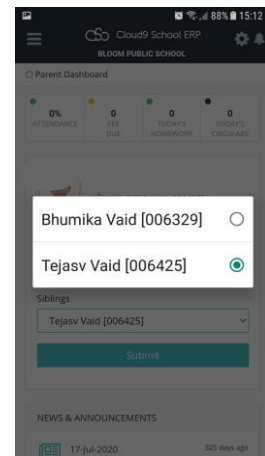
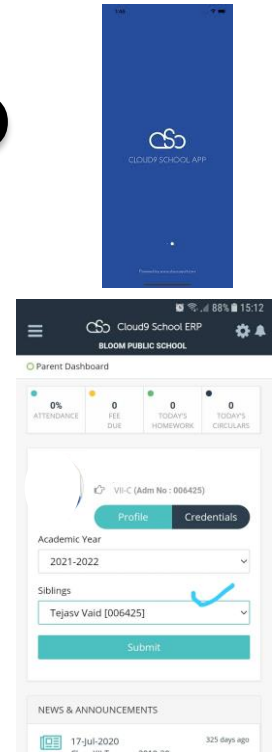
PARENT DASHBOARD

Bloom Public School
Vasant Kunj, New Delhi
110070

Cloud9 School App

- Go to Google play store or Apple play store
- Search Cloud9 school app and download/install on mobile
- When installed, login with user ID and password given by school
- After logging in, please change password to ensure security
- In case of sibling, parent can login into the portal of one child and can switch over to the other child's portal.

Alternately, parent can install cloud 9 app on 2 separate mobiles



www.bloompublicschool.org

The screenshot shows the website for Bloom Public School. At the top, there is a navigation bar with a logo on the left, the school name "Bloom Public School" and "Vasant Kunj" in the center, and a "LOGIN" button on the right. Below the navigation bar is a horizontal menu with items like Home, About Us, Academics, Facilities, Gallery, Careers, Admission, Events, Transfer Certificates, and Circulars. The main content area features a large image of a sports field at night with stadium lights. Below this image is a dark bar with three buttons: Syllabus, School Calendar, and Downloads. The page concludes with a "Welcome to Bloom Public School" heading, a small photo of the school building, and a paragraph of text describing the school's educational philosophy.

Welcome to Bloom Public School

Bloom Public School is a co-educational English medium, progressive school. The academic curriculum at Bloom is based on wisdom of the past with an eye to the future. It is an education designed to succeed in the coming millenium. Bloom provides a comprehensive education that will serve both in career as well as in personal life- an education that will prepare your child for a life time of learning.

Login Page

Welcome to Bloom Public School

Not secure | www.bloompublicschool.org/admin/login.aspx?enc=c2Nob29sY29kZT1CUFNWS0o=

Bloom Public School
Rising Leadership & Learning
BLOOM PUBLIC SCHOOL

Login

Remember Me [Forgot Credentials?](#)

Powered by www.shauryasoft.com

GET IT ON **Google Play**

Download on the **App Store**

Parent Dashboard

Attendance – Attendance percentage is visible here

Fee Due – Fee Due is visible here

Today's Homework – The homework assigned for the day is visible here

The screenshot shows the Parent Dashboard for Bloom Public School. The top navigation bar includes 'Cloud9 School ERP', '2018-2019', 'BLOOM PUBLIC SCHOOL', and a user profile for 'Aarav Maan'. The dashboard features four main widgets: 'ATTENDANCE' (0%), 'FEE DUE' (Nil), 'TODAY'S HOMEWORK' (0), and 'TODAY'S CIRCULARS' (0). Below these is a 'PARENT DASHBOARD' section with a user profile for 'Pre School-A' and buttons for 'Profile' and 'Credentials'. The 'Attendance' section is expanded, showing a pie chart with 'Present: 2' (green) and 'Absent: 1' (red). The left sidebar contains navigation icons for home, attendance, documents, pins, notifications, charts, calendar, and a plus sign.

Today's Circulars – Circulars issued for the day is visible here

Parent Dashboard

To Upload Photo first click on Profile button


The screenshot shows the Parent Dashboard interface. On the left is a vertical sidebar with icons for Home, Profile, Documents, Assignments, Announcements, Notifications, and Payments. The main content area has a header 'Parent Dashboard' and two summary cards: '0% ATTENDANCE' and '0 FEE DUE'. Below these is a student profile for 'I-A (Adm No : 000344F)' with a 'Profile' button highlighted in teal and a 'Credentials' button in dark blue. Underneath are dropdown menus for 'Academic Year' (2021-2022) and 'Siblings' (N/A), followed by a teal 'Submit' button. A blue arrow points from the text above to the 'Profile' button.

Parent Dashboard

Then select “Choose File” to upload photo

Parent Dashboard

Primary Transport Father Mother Guardian

 **Aadi**
I-A (Adm No : 000344F) [Class Teacher : H Vaishnavi]

[Click here to submit your profile change request](#)

Gender	Male	Address	C 24 Malikpur Kohi Rangpuri
DOB	23-Sep-2014	Area	Pahari New Delhi 11037
Landline		City	
Mobile	9717169570	Pin Code	
Email		Upload Photo	<input type="button" value="Choose File"/> No file chosen
Aadhaar No	553265332706		<input type="button" value="Upload Photo"/> <input type="button" value="Delete Photo"/>
House			

Upload proper passport or thumb size not more than 100KB (png/jpg/jpeg only). Any inappropriate photo will be deleted by the school admin, kindly take care.


Contd.

Parent Dashboard

To upload photograph of the father, click on “Father” Button

Click on Choose File, select photo and click on Submit Button

Primary Transport **Father** Mother Guardian



Education/Qualification	8th Pass	Mobile	
Occupation/Profession	Driver	Email	
Designation	Driver	City	
Company/Organisation	Ram Tourist	Pin Code	110070
Office Address	C-9, Vasant Kunj	Aadhaar No	
Area		Upload Photo	<input type="button" value="Choose File"/> No file chosen
Office Phone			<input type="button" value="Delete Photo"/>

Upload proper passport or thumb size not more than 100KB (png/jpg/jpeg only). Any inappropriate photo will be deleted by the school admin, kindly take care.

Submit

Contd.

Parent Dashboard

To upload photograph of the mother, click on “Mother” Button

Click on Choose File, select photo and click on Submit Button

Parent Dashboard

Primary Transport Father **Mother** Guardian



Education/Qualification

8th Pass

Occupation/Profession

Home Maker

Designation

Company/Organisation

Office Address

Area

Office Phone

Mobile

Email

City

Pin Code

Aadhaar No

Upload Photo

Choose File

No file chosen

Delete Photo

Upload proper passport or thumb size not more than 100KB (png/jpg/jpeg only). Any inappropriate photo will be deleted by the school admin, kindly take care.

Submit

Parent Dashboard

You can change login ID and Password by clicking on the **Credentials**

👤 VIII-C (Adm No : 004831)

Profile

Credentials

School Branch

VASANT KUNJ [BLOOM PUBLIC SCHOOL]

Academic Year

2021-2022

Search Student

004831



Siblings

-

Contd.

Parent Dashboard

Can change Only Password

Can change Only Login ID

Can change Both Login ID & Password

○ Parent Da

🔒 Change Password

➔ Change Login ID

+ Change Both Login ID & Password

Your Current Login ID

Enter Current Password

Enter New Password

Re-Enter New Password

Show Password

Password must be minimum of 7 characters long.

Submit

Attendance

To check attendance of your ward, click on the red Icon

The screenshot displays the Cloud9 School ERP Parent Dashboard for BLOOM PUBLIC SCHOOL. The dashboard includes a navigation sidebar on the left with a red icon for attendance. The main content area features a top row of summary cards: Attendance (0%), Fee Due (Nil), Today's Homework (0), and Today's Circulars (0). Below this is the 'PARENT DASHBOARD' section for user Aarav Maan (Pre School-A), showing school branch (VASANT KUNJ), academic year (2018-2019), and a search for student 006016. The 'ATTENDANCE' section contains a pie chart with a red slice labeled 'Absent 1' and a green slice labeled 'Present 2'. A 'TODAY'S TIMETABLE' section at the bottom shows 'Timetable Not Found'.

Category	Value
Attendance	0%
Fee Due	Nil
Today's Homework	0
Today's Circulars	0
Absent	1
Present	2

Contd.

Attendance

To view month wise attendance, click here

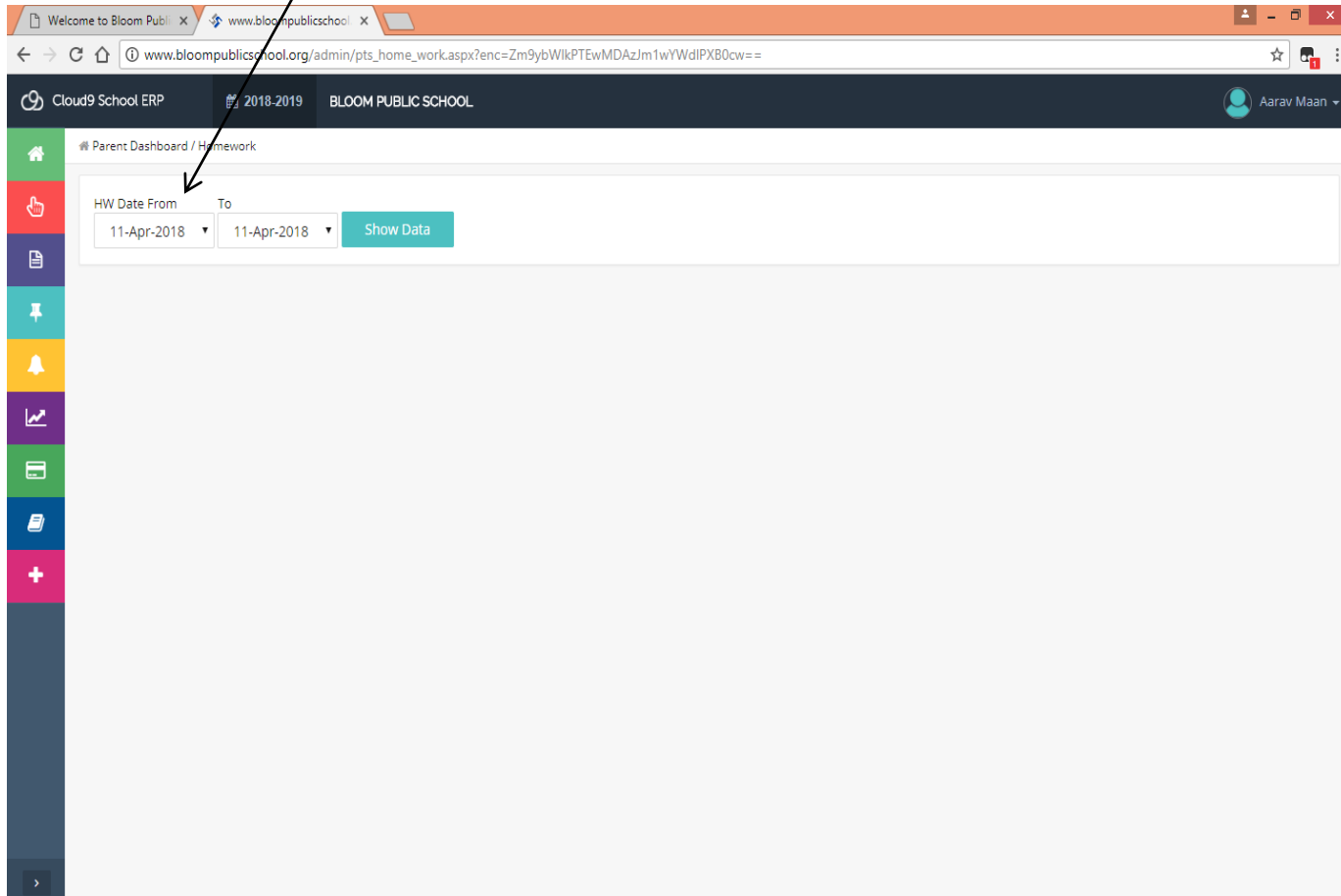
ATTENDANCE DETAILS

Month	1	2	3	4	5	6	7	8	9	10	11	12	13	14	15	16	17	18	19	20	21	22	23	24	25
Apr	HD	HD	HD	HD	HD	HD	HD	HD	HD	HD	HD	HD	HD	HD	HD	HD	HD	HD	HD	HD	HD	HD	HD	HD	HD
May	HD	HD	HD	HD	HD	HD	HD	HD	HD	HD	HD	HD	HD	HD	HD	HD	HD	HD	HD	HD	HD	HD	HD	HD	HD
Jun	HD	HD	HD	HD	HD	HD	HD	HD	HD	HD	HD	HD	HD	HD	HD	HD	HD	HD	HD	HD	HD	HD	HD	HD	HD
TOTAL																									

PR-Present, AB-Absent, LV-Leave, HF-Half Day, LC-Late Comer, ML-Medical Leave, EL-Examination Leave, ED-Early Dispersal, SP-Suspended, SF-School Function, SE-School Excursions, SC-School Competitions, PT-PTM, OT-Others

Home Work

To view Date wise homework assigned by the teacher, select HW Date From – To and click on the Show Data Button



The screenshot displays the 'Parent Dashboard / Homework' section of the Bloom Public School ERP system. The interface includes a navigation bar at the top with 'Cloud9 School ERP', '2018-2019', and 'BLOOM PUBLIC SCHOOL'. A user profile for 'Aarav Maan' is visible in the top right. The main content area features a filter section with 'HW Date From' and 'To' dropdown menus, both set to '11-Apr-2018', and a 'Show Data' button. A red arrow points from the text above to the 'Show Data' button. A vertical sidebar on the left contains various navigation icons.

Contd..



Home Work

Homework assigned by a teacher can be accessed by clicking on the “Homework” Icon

Records

HW Date From

To

Top 10

Show Data

2 Records

Subject

Hindi

NOUN

Homework Date

10-Apr-2021

संज्ञा शब्द लड़ी

Due Date

13-Apr-2021

पाँच व्यक्ति वाचक , पाँच जाति वाचक और पाँच भाववाचक शब्दों की एक सुंदर सी शब्द लड़ी बनाए

SUBMISSION DATE : 13.4.21

6 days ago

+ Add Files

+ Add Note

Note : You can edit your submission until reviewed by teacher

Subject

Mathematics

CHAPTER 1- THE FISH TALE

Homework Date

08-Apr-2021

Complete the activity.(as explained in the class)- Page 9- textbook

Due Date

12-Apr-2021

Write a news report about the dangers faced by the fishes in our rivers and seas.

8 days ago

+ Add Files

+ Add Note


Note : You can edit your submission until reviewed by teacher

Contd..

Home Work

To use text box:

1. Select **Add Note**
2. A text box will appear
3. Student can type in the text box and press Submit



The screenshot shows the 'Home Work' interface. On the left is a vertical sidebar with icons for Home, Add Note, Add Files, Pin, Bell, Chart, and a plus sign. The main area contains two buttons: '+ Add Files' (dark blue) and '+ Add Note' (green), with the latter highlighted by a red box. To the right is a large text input field with a green 'G' icon in the bottom right corner. Below the input field are 'Submit' and 'Cancel' buttons.

Note : You can edit your submission until reviewed by teacher

Note: Student can edit the submission until the homework is reviewed by the teacher



The screenshot shows the '+ Add Files' (dark blue) and '+ Add Note' (green) buttons. The '+ Add Files' button is highlighted with a red box.

To attach a file click **Add Files** button, browse and select the file you want to upload. Please note that only PDF/JPEG/PNG file can be attached

Daily Diary

To view the teaching – learning activities undertaken in each period please review the daily diary on a daily basis

The screenshot displays a 'Parent Dashboard' interface. On the left is a vertical navigation menu with icons for Home, Attendance, Documents, Profile, Notifications, and Analytics. The main content area shows the following information:

- Parent Dashboard** (with a green circle icon)
- 0% ATTENDANCE** (with a teal checkmark icon)
- 0 FEE DUE** (with a yellow wallet icon)
- IX-A (Adm No : 000123F)** (with a hand icon)
- Profile** and **Credentials** (as toggle buttons)
- School Branch**: VASANT KUNJ [BLOOM PUBLIC SCHOOL] (with a dropdown arrow)
- Academic Year**: 2021-2022 (with a dropdown arrow)

An arrow from the text above points to the 'Documents' icon in the navigation menu.

Contd..

Daily Diary

The daily diary will appear as shown below:

1. Copy paste the links / Urls to view the formative assessment undertaken in the period
2. Click on the attachments, if any, to view the lesson plan/any documents uploaded by the teacher
3. To access the homework, click on the “Homework” icon given on the left hand side (as stated in slide no.). Only a brief description will be provided in the daily diary

Parent Dashboard / Daily Diary

Date From: 14-Jun-2021 To: 14-Jun-2021 Subject: - All - [Show Data](#)

6 Records

Name	Class	Period	Subject	Content Taught	Homework	Attach
Payal Gill	II A	I	English	Link for FA (Google form) https://docs.google.com/forms/d/1vtyzxXwGDMokUHBjUSqPCe3_TcZj94CswlFexMKjkuM/edit Links- https://youtu.be/m93Q6_sbwes - Going to School https://youtu.be/D1QdJFbI5hQ -AV aid to teach Haldi's Adventure Reading- Pg 8	Read Pg 8 (Haldi's Adventure)	
Payal Gill	II A	II	Hindi	FA on Google form https://docs.google.com/forms/d/13ZXiSRhjBbFT-NjOfibOD8JbJLvu0sRMk0my8R-nSVA/edit https://youtu.be/S_fU1ys2iBg https://youtu.be/eYluXIG-x0c		
Raj Rani Kaushik	II A	III	Art	2 A started with different shapes semi circle for border design , oval for face hexagon for body and pentagon for house and leaves.	-	
Payal Gill	II A	V	Mathematics	FA in Google form https://docs.google.com/forms/d/e/1FAIpQLSfdclGaMSRGVfziW5gxSCs6jMP4I0a1jeFAGijBygT6oLOWvQ/viewform Links- https://www.youtube.com/watch?v=8LdBPcp8FRY Page-9 (Textbook) ACTIVITY- Hop till you drop. (pg-12)		
Payal Gill	II A	VI	Reading	Technology used- Story weaver Story -Too big, too small https://storyweaver.org.in/stories/16411-too-big-too-small	Read story in your own time and try independent reading.	
Payal Gill	II A	VII	Class Work / Homework Pd	New words done- 1. Giraffe 2. Smile 3. Surprised 4. School 5. Trees 6. Birds 7. Animals 8. Playground 9. Wonderful 10.Adventure		

Circulars

To view circulars/birthday greeting/ teacher remarks, click on the **sky-blue Icon**

Parent Dashboard

0% ATTENDANCE

5,690 FEE DUE

Pre School-A (Adm No : 006559)

Profile Credentials

School Branch

VASANT KUNJ [BLOOM PUBLIC SCHOOL]

Academic Year

Records: Top 10

Circular Date From: [Calendar Icon]

Circular Date To: [Calendar Icon]

Show Data

10 Records

Circulars Birthday Greeting Teacher Remark

Call for participation in YoungWarrior– A youth led movement to combat COVID-19

Circular Date 📅 22-May-2021

Dear Parent
Kindly encourage your child to participate in this youth-led noble cause to combat COVID-19.
Regards
BPS


📄 Preview

To preview the document, click here

Time Table

To view the time table, click on the **Yellow Icon**

Parent Dashboard / Timetable

TIMETABLE 

	I	II	III	IV	V	VI	VII	VIII
Mon	Circle Time [Niharika Vadhera]	Circle Time [Niharika Vadhera]	Circle Time [Niharika Vadhera]	Interactive Session [Niharika Vadhera]	-	-	-	-
	Communication [Niharika Vadhera]	Communication [Niharika Vadhera]	Communication [Niharika Vadhera]					
	Literacy Skills - English [Niharika Vadhera]	Literacy Skills - English [Niharika Vadhera]	Literacy Skills - English [Niharika Vadhera]					
Tue	Circle Time [Niharika Vadhera]	Circle Time [Niharika Vadhera]	Circle Time [Niharika Vadhera]	Interactive Session [Niharika Vadhera]	-	-	-	-
	Environmental Project [Niharika Vadhera]	Environmental Project [Niharika Vadhera]	Environmental Project [Niharika Vadhera]					
	Mathematical Concept [Niharika Vadhera]	Mathematical Concept [Niharika Vadhera]	Mathematical Concept [Niharika Vadhera]					

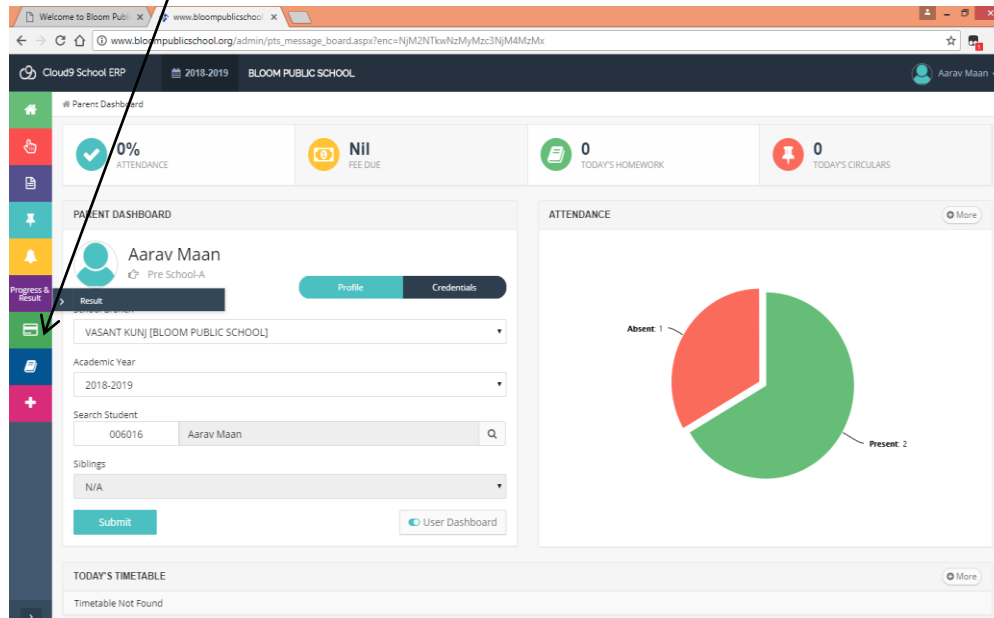
Progress & Result

To view your ward's result/checklist, click on the **Violet Icon**

The screenshot displays the Cloud9 School ERP Parent Dashboard for BLOOM PUBLIC SCHOOL, 2021-2022. The dashboard includes several key metrics: 0% ATTENDANCE, 5,690 FEE DUE, 0 TODAY'S HOMEWORK, and 0 TODAY'S CIRCULARS. A user profile for I-B (Adm No : 006252) is shown with options for Profile and Credentials. The School Branch is VASANT KUNJ [BLOOM PUBLIC SCHOOL]. A search bar for students is populated with 006252 and Pinak Sharma. A 'Submit' button and a 'User Dashboard' toggle are also visible. On the right, there is a 'NEWS & ANNOUNCEMENTS' section with a list of recent events, including 'Class XII Toppers 2019-20' and 'National Level Online Quiz'. A violet icon in the left sidebar menu is highlighted, with an arrow pointing to it from the text above. The interface is clean and modern, with a dark header and a light-colored main content area.

School Fee

To view the student fee ledger and make payment, click on the **Green Icon**



The screenshot displays the Parent Dashboard for Aarav Maan, Pre School-A. The dashboard includes a sidebar with various icons, a main content area with a search form, and a right-hand panel with a pie chart. A green icon in the sidebar is highlighted with a black arrow, indicating the path to the fee ledger.

Key elements visible in the dashboard:

- Attendance: 0%
- Fee Due: Nil
- Today's Homework: 0
- Today's Circulars: 0
- Search Student: 006016 Aarav Maan
- Attendance Pie Chart: Present 2 (Green), Absent 1 (Red)

Note: Fee payment can be made online/cheque/PAYTM

Contd..

School Fee

Cloud9 School ERP | 2018-2019 | BLOOM PUBLIC SCHOOL | Aarav Maan

Student Fee Ledger

Fee Period	Invoice Type	Invoice No	Invoice Date	Last Date	Net Payable	Amt Received	Fee Balance	Pay Mode	Receipt No	Pay Online
	Registration	1603	13Jan-2018		25	25	0	Online Payment	1603	Paid
On Account					0	15000	-15000	Cash	1944	Paid

Net Fee Balance : INR -15000

Dear Parent, In case of any discrepancy in the above fee ledger, please contact accounts department within school hours. Any inadvertent error in preparation of fee invoices or fee receipts due to manual data entry errors may be corrected later after reconciliation.

Print

Library

Click on Navy Blue Icon for library section.

The screenshot displays the Cloud9 School ERP interface. The main content area shows a 'Student Fee Ledger' table with the following data:

Fee Period	Invoice Type	Invoice No	Invoice Date	Last Date	Net Payable	Amt Received	Fee Balance	Pay Mode	Receipt No	Pay Online
	Registration	1603	13-Jan-2018		25	25	0	Online Payment	1603	Paid
On Account					0	15000	-15000	Cash	1944	Paid

Below the table, a 'Net Fee Balance : INR -15000' is displayed. A sidebar on the left contains a navigation menu with a navy blue icon for 'Library'. A dropdown menu is open for the 'Library' icon, showing options: 'Library Book Search', 'New Book Arrivals', 'Book Reservation', and 'Issue-Return History'. An arrow points from the text above to the navy blue icon.

Note: This facility is used when the school is functioning offline

Online Exam

For online exam, click on the Online Exam button

If any exam is scheduled, it will appear as in the image below

           Parent Dashboard/Online Exam

Online Exam

 Refresh

10 records 

Class X PreBoard Mathematics (Subjective)

Upcoming



10-Feb-2021 11:00 AM – 1:00 PM

Duration 2 Hour(s)

Class X PreBoard Mathematics (Objective)

Upcoming



10-Feb-2021 9:30 AM – 10:30 AM

Duration 1 Hour(s)

Online Exam

Contd..

Online Exam

On the scheduled exam date, it will appear as in the image below

Click on the Start Test

The image shows a screenshot of a web application interface. On the left is a vertical sidebar with various icons: a house, a hand pointing, a document, a folder, a pushpin, a bell, a line graph, a card, a folder, a calendar, and a plus sign. The main content area is titled 'Parent Dashboard / Online Exam' and 'Online Exam'. It features a table with one row for an exam titled 'MA ch 2 Microorganisms'. The exam is scheduled for '20-Apr-2021 8:00AM - 23-Apr-2021 8:00AM' and has a status of 'Active' with a duration of '30 Minute(s)'. A teal 'Start Test' button is located to the right of the exam entry. A blue arrow points from the text 'Click on the Start Test' to this button. Another blue arrow points from the 'Online Exam' text in the main area to the 'Online Exam' label in the sidebar.

Parent Dashboard / Online Exam

Online Exam

Refresh 10 records

MA ch 2 Microorganisms	Active	Start Test
20-Apr-2021 8:00AM - 23-Apr-2021 8:00AM	Duration 30 Minute(s)	

Online Exam

Contd..

Online Exam

Description of the exam will appear as in the image below
Click on the Start Test

Cloud9 School ERP 2021-2022 BLOOM PUBLIC SCHOOL Aryan

Parent Dashboard / Online Exam

ATTEMPTED 0

NOT ATTEMPTED 0

ATTEMPTED & MARKED 0

NOT ATTEMPTED & MARKED 0

NOT SEEN 10

Questions

1 2 3 4 5
6 7 8 9 10

MA ch 2 Microorganisms

Number of Questions	10
Total Points	10
Passing Percentage	33 %
Time	30 Minutes

Instructions

Read the questions carefully
Choose the correct option

START TEST

Online Exam

Online Exam

Question will appear as in the image below
Select the answer and click on Next for next question



MA ch 2 Microorganisms

00:29:55



ATTEMPTED 0

NOT ATTEMPTED 0

ATTEMPTED & MARKED 0

NOT ATTEMPTED & MARKED 0

NOT SEEN 10

POINT(S) : 1

Questions

1 2 3 4 5

6 7 8 9 10

1.

Some plants have nitrogen-fixing bacteria in their root nodules. What are these bacteria called?

Mark for Review

A Blue green algae

B Nitrosomonas

C Azotobacter

D Rhizobium

NEXT >>

Contd..

Online Exam

INSTRUCTIONS

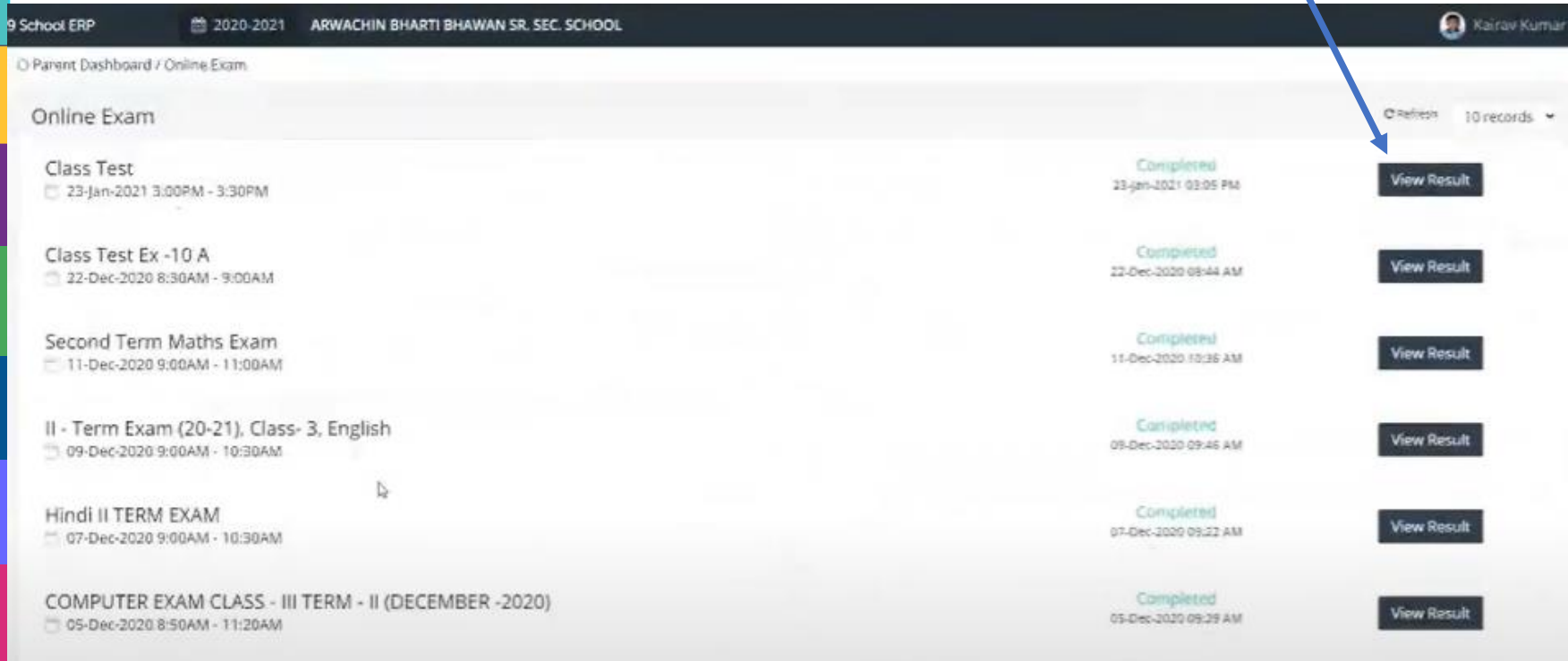
- After attempting all the questions, click on submit button.
- After exam duration, exam will auto submit.
- Timer is displayed on the right top of the screen to give you the duration left.
- If a student has missed any exam or not attempted the exam for any reason, he/she can not attempt after the scheduled exam duration.



Online Exam

Completed exam will appear with date and time as “Completed”

You can View Result after the teacher has checked the paper



9 School ERP 2020-2021 ARWACHIN BHARTI BHAWAN SR. SEC. SCHOOL Kairav Kumar

Parent Dashboard / Online Exam


Online Exam Refresh 10 records

Class Test	Completed	View Result
23-Jan-2021 3:00PM - 3:30PM	23-Jan-2021 03:05 PM	View Result
Class Test Ex -10 A	Completed	View Result
22-Dec-2020 8:30AM - 9:00AM	22-Dec-2020 08:44 AM	View Result
Second Term Maths Exam	Completed	View Result
11-Dec-2020 9:00AM - 11:00AM	11-Dec-2020 10:36 AM	View Result
II - Term Exam (20-21), Class- 3, English	Completed	View Result
09-Dec-2020 9:00AM - 10:30AM	09-Dec-2020 09:46 AM	View Result
Hindi II TERM EXAM	Completed	View Result
07-Dec-2020 9:00AM - 10:30AM	07-Dec-2020 09:22 AM	View Result
COMPUTER EXAM CLASS - III TERM - II (DECEMBER -2020)	Completed	View Result
05-Dec-2020 8:50AM - 11:20AM	05-Dec-2020 09:29 AM	View Result

Contd..

Online Exam

Click on Result button to view a summary of your ward's result as given in the image below



School ERP 2020-2021 ARWACHIN BHARTI BHAWAN SR. SEC. SCHOOL

RESULT REVIEW

Class Test

Kairav Kumar (AdmNo : 018315)

Total Questions	10
Attempted Questions	10
Total Points	100
Scored Points	100
Passing Percentage	40 %
Percentage Secured	100 %
Result	Qualified

Go Back

Online Exam

For view the answer sheet click on the REVIEW button



RESULT REVIEW

Class Test

Kairav Kumar (AdmNo : 018315)

Date of Attempt : 23-Jan-2021 03:05 PM

Point(s) : 10 / 10 [Attempted]

1.

___ minutes make one hour.

- a) 24
- b) 60

Point(s) : 10 / 10 [Attempted]

2.

The long hand is the ___ hand.

- a) Minute
- b) Hour

Point(s) : 10 / 10 [Attempted]

3.

Minute hand on 12. Hour hand on 8. Time: ___

- a) 12 O' Clock
- b) 8 o' Clock

Point(s) : 10 / 10 [Attempted]

4.

Contd..

Online Exam

If a student has not attempted any exam it will appear as “Not Attempted”



Parent Dashboard / Online Exam

Online Exam

10 question


08-Jan-2021 5:00PM - 5:30PM

Not Attempted

Exam Demo with single screen

08-Jan-2021 5:00PM - 5:59PM

Not Attempted



More

Parent Dashboard

0% ATTENDANCE

0 FEE DUE

VI-C (Adm No : 006425)

Profile Credentials

School Branch
VASANT KUNJ [BLOOM PUBLIC SCHOOL]

Academic Year
2020-2021

> Communication

> News & Events

> Photo Gallery

> Online Class
N/A

More

Click on Magenta Icon for:

- **Communication** – To post any query/share any information please click on “Communication” (for details please view slide no.)
- News & Events
- Photo Gallery
- **Online Class** – To view the scheduled online classes please click on “Online Class”

COMMUNICATION

Parents are requested to only use Cloud 9 to post any query or share any information.

Parent Dashboard / Communication

Date From To Status Teacher [Show Data](#)

COMMUNICATION

Teacher

Message

Attach. if any No file chosen

[Only jpg or pdf files can be uploaded](#)


Response time - 7 working days. Not For Urgent Communication.


COMMUNICATION


1. Response to a query will be visible as shown in the image below
2. Parents will receive a notification as soon as the response is posted
3. If you want search for a particular message, select Date From and To.
4. Select status (Replied, Unreplied, Important) and Teacher name and click Show Data button.
5. You may also just select Date From and To and click on Show Data.
6. All messages will appear.


Parent Dashboard / Communication

Date From To Status Teacher

 link says class not started yet 19.Apr.2021 11:12 AM
3 days ago

 Dear Parent The query has been replied and resolved via personal whatsapp message. Regards 19 Apr 2021
Preeti Newaliya
3 days ago

 I received the school notice on 12th of April, 21 for which I emailed the reply on same day, however, did not received any response till now and today when I tried to login for online class it was not reflecting. kindly, look into this. 19.Apr.2021 11:25 AM
3 days ago

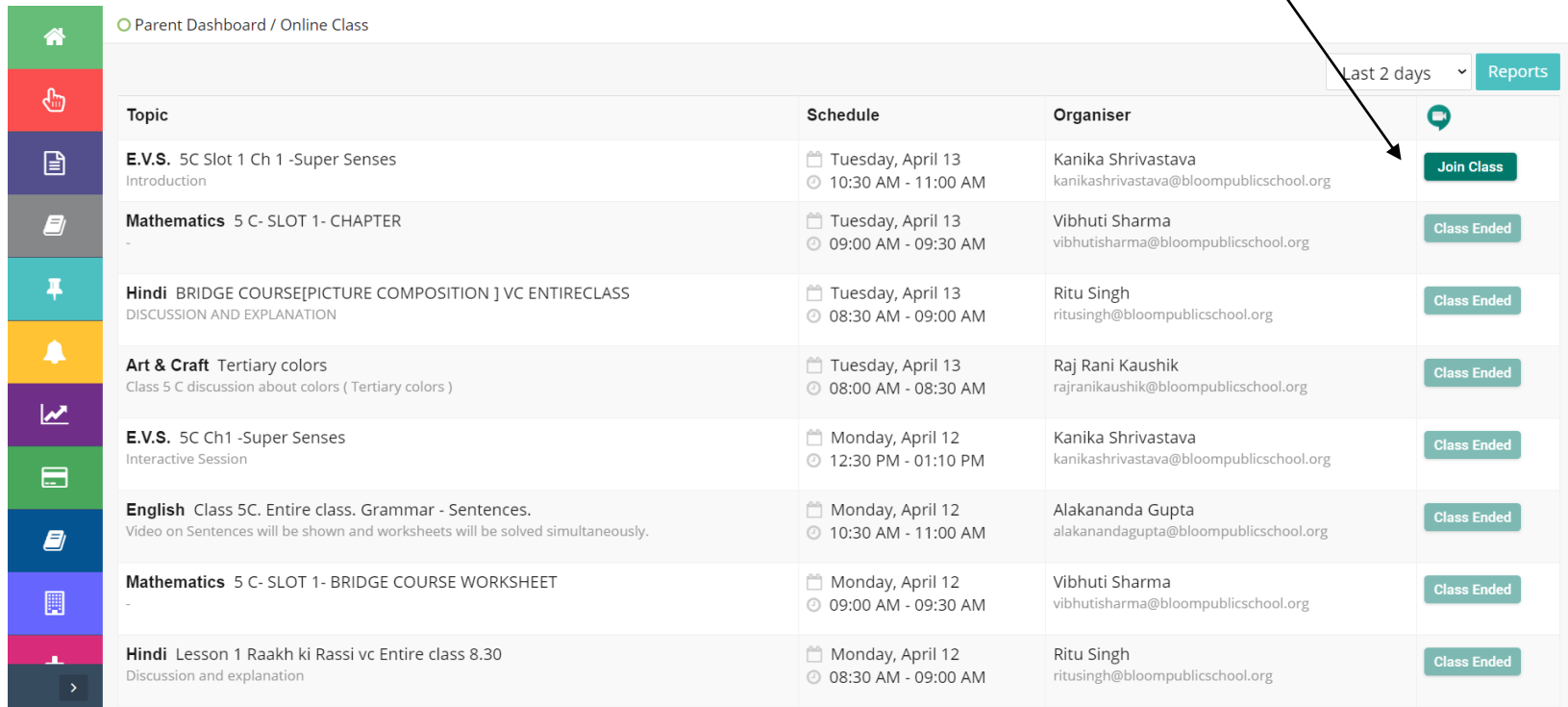
 Dear Parent, As per the records, your ward attended the online class on 19.04.2021. Please post a msg in case of any further query. Warm Regards 20 Apr 2021
SCHOOL ADMIN
2 days ago

COMMUNICATION

To

Online Class

1. Please click on “Join Class” button to enter the class
2. Attendance will be marked automatically on joining the class through Cloud 9
3. Anyone using an email address other than the official school email address shall not be allowed to enter the online class.



Parent Dashboard / Online Class

Last 2 days Reports

Topic	Schedule	Organiser	
E.V.S. 5C Slot 1 Ch 1 -Super Senses Introduction	Tuesday, April 13 10:30 AM - 11:00 AM	Kanika Shrivastava kanikashrivastava@bloompublicschool.org	Join Class
Mathematics 5 C- SLOT 1- CHAPTER -	Tuesday, April 13 09:00 AM - 09:30 AM	Vibhuti Sharma vibhutisharma@bloompublicschool.org	Class Ended
Hindi BRIDGE COURSE[PICTURE COMPOSITION] VC ENTIRECLASS DISCUSSION AND EXPLANATION	Tuesday, April 13 08:30 AM - 09:00 AM	Ritu Singh ritusingh@bloompublicschool.org	Class Ended
Art & Craft Tertiary colors Class 5 C discussion about colors (Tertiary colors)	Tuesday, April 13 08:00 AM - 08:30 AM	Raj Rani Kaushik rajranikaushik@bloompublicschool.org	Class Ended
E.V.S. 5C Ch1 -Super Senses Interactive Session	Monday, April 12 12:30 PM - 01:10 PM	Kanika Shrivastava kanikashrivastava@bloompublicschool.org	Class Ended
English Class 5C. Entire class. Grammar - Sentences. Video on Sentences will be shown and worksheets will be solved simultaneously.	Monday, April 12 10:30 AM - 11:00 AM	Alakananda Gupta alakanandagupta@bloompublicschool.org	Class Ended
Mathematics 5 C- SLOT 1- BRIDGE COURSE WORKSHEET -	Monday, April 12 09:00 AM - 09:30 AM	Vibhuti Sharma vibhutisharma@bloompublicschool.org	Class Ended
Hindi Lesson 1 Raakh ki Rassi vc Entire class 8.30 Discussion and explanation	Monday, April 12 08:30 AM - 09:00 AM	Ritu Singh ritusingh@bloompublicschool.org	Class Ended

Parent Dashboard

On the parent dashboard, for convenience, quick access for the following is provided

1. Time Table
2. Circulars / Birthday Greetings / Teacher Remarks
3. Communications
4. Online Class

The screenshot displays the Parent Dashboard interface. On the left is a vertical navigation menu with icons for Home, Search, Documents, Siblings, Circulars & Notices, Timetable, and Upcoming Online Classes. The main content area is divided into several sections:

- Search Student:** A search bar with the student ID "006273" and name "Anika Vijay". A "Submit" button and a "User Dashboard" toggle are also present.
- CIRCULARS & NOTICES:** A list of circulars with a "More" button. The first circular is titled "Circulars : School Reopening" dated 09-Jun-2021. The text reads: "Dear Parent The school reopens for online classes on 10/06/2021 Thursday. The timings for online classes will be from 8 am to 1.20 pm with a break in-between from 10.20 am to 11 am. Wednesday will be a Competency-Based Activity day. We have introduced a Reading and Theatre programme in the Time Table. The Timetable will be available on Cloud 9. Regards BPS". The second circular is titled "Circulars : Reminder for payment towards school fee for the month of May 2021" dated 17-May-2021. The text reads: "Dear Parent A gentle reminder that the fee for May 2021 is pending against your ward. Kindly clear the dues. Please ignore if already paid. Regards Bloom Public School". The third circular is titled "Circulars : There will be no online classes/ activities with effect 10/05/2021 Monday".
- UPCOMING ONLINE QUIZ:** A list of quizzes. The first is "National Level Online Quiz" dated 27-Jun-2020. The second is "International Yoga Day 21st June 2020" dated 23-Jun-2020, noted as "357 days ago".
- TODAY'S TIMETABLE:** A table showing the schedule for the day with a "More" button.

Period	Subject
I	English
II	Hindi
III	Mathematics
IV	Break
V	Dance
VI	Theatre
VII	Class Work / Homework Pd
- UPCOMING ONLINE CLASSES:** A section with a "More" button. The first class is "Class Work / Homework Pd : English - Three Little pigs" scheduled for Tuesday, June 15 12:40 PM. The text below states: "New Words from the chapter Three Little Pigs will be done in copy."

COMMUNICATION

Parent Dashboard

COMMUNICATIONS

[+ More](#)

No Communication Found...



- Select -

Post Your Query

SEND

Select the name from the drop down list

Type your message and send

Contd.

COMMUNICATION

1. Parents are requested to only use Cloud 9 to post any query or share any information.
2. Such query/information can be posted in the “Communication” section accessible through the “More” button

Parent Dashboard

COMMUNICATIONS

+ More



Good Evening Ma`am, I am unable to pay fees in respect of my daughter OAS ABROL of Class 2B, through Cloud9 and it displays an incoherent message. Is it possible to send a link for the same through email. Warm regards

1 day ago

Good evening dear parent, will get back to you soon regarding this enquiry.
Regards

1 day ago



- Select -

Post Your Query

SEND

Parent message


Reply by the teacher

COMMUNICATION

- If you want search any message, select Date From and To.
- Select status (Replied, Unreplied, Important) Teacher name and click Show Data button.
- Or just select Date From and To and click on Show Data.
- All messages will appear.

Parent Dashboard / Communication


Date From To Status Teacher

 link says class not started yet 📅 19.Apr.2021 11:12 AM
3 days ago

Dear Parent The query has been replied and resolved via personal whatsapp message. Regards

📅 19 Apr 2021
Preeti Newaliya

3 days ago

 I received the school notice on 12th of April, 21 for which I emailed the reply on same day, however, did not received any response till now and today when I tried to login for online class it was not reflecting. kindly, look into this. 📅 19.Apr.2021 11:25 AM
3 days ago

Dear Parent, As per the records, your ward attended the online class on 19.04.2021. Please post a msg in case of any further query. Warm Regards

📅 20 Apr 2021
SCHOOL ADMIN

2 days ago

COMMUNICATION

To

Online Class

To join the scheduled online class click on the icon appearing below

The screenshot displays a user dashboard for the 2020-2021 academic year. The user is identified as Tejasv Vaid with ID 006425. The dashboard includes a sidebar with navigation icons, a search bar, and a 'Submit' button. The main content area is divided into two columns. The left column, titled 'CIRCULARS & NOTICES', contains a notice about the Class XII CBSE 2019-20 Board Exam Result, dated 14-Jul-2020, and another notice about a books sale scheduled for 09-Jul-2020. The right column, titled 'UPCOMING ONLINE CLASSES', lists two past events: 'National Level Online Quiz' on 29-Jun-2020 and 'International Yoga Day 21st June 2020' on 23-Jun-2020. Below these, a section for 'Hindi : Muhavre' is shown for Friday, January 29, 09:00 AM, with a 'Join Class →' button highlighted by a black arrow. A 'COMMUNICATIONS' section below shows 'No Communication Found...'. A 'User Dashboard' link is also visible in the top right of the dashboard area.









Note: Icon will appear at the beginning of class time

Online Class

Click to join the class

Parent Dashboard / Online Class

Last 2 days Reports

Topic	Schedule	Organiser	
E.V.S. 5C Slot 1 Ch 1 -Super Senses Introduction	Tuesday, April 13 10:30 AM - 11:00 AM	Kanika Shrivastava kanikashrivastava@bloompublicschool.org	
Mathematics 5 C- SLOT 1- CHAPTER -	Tuesday, April 13 09:00 AM - 09:30 AM	Vibhuti Sharma vibhutisharma@bloompublicschool.org	
Hindi BRIDGE COURSE[PICTURE COMPOSITION] VC ENTIRECLASS DISCUSSION AND EXPLANATION	Tuesday, April 13 08:30 AM - 09:00 AM	Ritu Singh ritusingh@bloompublicschool.org	
Art & Craft Tertiary colors Class 5 C discussion about colors (Tertiary colors)	Tuesday, April 13 08:00 AM - 08:30 AM	Raj Rani Kaushik rajranikaushik@bloompublicschool.org	
E.V.S. 5C Ch1 -Super Senses Interactive Session	Monday, April 12 12:30 PM - 01:10 PM	Kanika Shrivastava kanikashrivastava@bloompublicschool.org	
English Class 5C. Entire class. Grammar - Sentences. Video on Sentences will be shown and worksheets will be solved simultaneously.	Monday, April 12 10:30 AM - 11:00 AM	Alakananda Gupta alakanandagupta@bloompublicschool.org	
Mathematics 5 C- SLOT 1- BRIDGE COURSE WORKSHEET -	Monday, April 12 09:00 AM - 09:30 AM	Vibhuti Sharma vibhutisharma@bloompublicschool.org	
Hindi Lesson 1 Raakh ki Rassi vc Entire class 8.30 Discussion and explanation	Monday, April 12 08:30 AM - 09:00 AM	Ritu Singh ritusingh@bloompublicschool.org	

Contd.

Instructions

- School provides 2 type of user IDs.
 1. Parent portal ID is shared through SMS and Email.
 2. Student Email ID is shared by the class teacher.
- Before clicking on the Join Class button, add the student email ID with the Gmail account (can use mobile/laptop/desktop).
- Google Meet app required on the mobile phones.
- Install the app from play store/app store

THANK YOU