





ARWACHIN INTERNATIONAL SCHOOL

UKG INTERACTIONS SYLLABUS

ENGLISH



<u>Reading</u>	<ul style="list-style-type: none">★ three letter words eg: bat, leg, top, mug & pin etc.★ 'ai' and 'oa' sound words eg: rain, boat etc.★ tricky words (he, she, my & the).
<u>Rhymes</u>	<ul style="list-style-type: none">★ My family.★ Bond of love.★ Our flag.
<u>Vocabulary</u>	<p>three letter words, 'ai' and 'oa' sound words.</p> <ul style="list-style-type: none">★ Look & write eg:  rain.★ Rhyming words eg: (boat goat).

MATHS

<u>Number</u>	<ul style="list-style-type: none">★ Counting 1 to 70 (what comes after, in between, bigger and smaller number)★ Back counting 20 to 1 (What comes before)★ Number names 1 to 10
<u>Concept</u>	<ul style="list-style-type: none">★ Fat/thin★ Tall/short★ More/less
<u>Shape</u> 	<ul style="list-style-type: none">★ Recognition and vocabulary related to circle, square, triangle and rectangle.

--	--

EVS

<p><u>My family</u> <u>(Recognition)</u></p> 	<p>★ Recognition of types of family and family members like: Small family, big family and joint family. Father, mother, brother & sister etc.</p>
<p><u>Good manners</u> <u>(spellings)</u></p>	<p>★ Usage of the magic words in their daily life and <u>spellings of the magic words</u> (Sorry, please, thank you & welcome).</p>
<p><u>My house</u> <u>(spellings)</u></p> 	<p>★ Name and spellings of different rooms (Drawing room, bedroom, kitchen, dining room & bathroom).</p>
<p><u>Keeping safe</u> <u>(Oral)</u></p> 	<p>★ Safety rules of the road (safety rules and traffic light rules should be followed on the road). ★ Keeping safe at home (things we should not touch and play with in the house).</p>

HINDI

±

<u>अक्षरों की सही</u> <u>बनावट</u>	<u>शब्दभंडार</u>
<u>अ आ</u>	<u>अ</u> से <u>अनार</u> , <u>अदरक</u> , <u>अलमारी</u> <u>अजगर</u> , <u>अचकन</u> <u>आ</u> से <u>आम</u> , <u>आग</u> , <u>आटा</u> , <u>आठ</u> , <u>आइ</u>
<u>इ ,ई</u>	<u>इ</u> से <u>इमली</u> , <u>इमारत</u> , <u>इलायची</u> , <u>इस्त्री</u> , <u>इन्द्रधनुष</u> <u>ई</u> से <u>ईद</u> , <u>ईंट</u> , <u>ईख</u> , <u>ईश्वर</u>
<u>उ,ऊ</u>	<u>उ</u> से <u>उल्लू</u> , <u>उपहार</u> , <u>उपवन</u> , <u>उस्तरा</u> <u>ऊ</u> से <u>ऊपर</u> , <u>ऊँट</u> , <u>ऊन</u>
<u>ऋ</u>	<u>ऋ</u> से <u>ऋषि</u> , <u>ऋतु</u>
<u>ए,ऐ</u>	<u>ए</u> से <u>एडी</u> , <u>एकतारा</u> , <u>एक</u> <u>ऐ</u> से <u>ऐनक</u> , <u>ऐरावत</u>
<u>ओ,औ</u>	<u>ओ</u> से <u>ओखली</u> , <u>ओंठ</u> , <u>ओस</u> , <u>ओढ़नी</u> <u>औ</u> से <u>औरत</u> , <u>औषधि</u> , <u>औज़ार</u>
<u>अं,अः</u>	<u>अं</u> से <u>अंगूर</u> , <u>अंगूठा</u>

<u>व</u>	<u>व</u> से <u>वक</u> , <u>वर्षा</u> , <u>वस्त्र</u> , <u>वन</u> ,
<u>ब</u>	<u>ब</u> से <u>बकरी</u> , <u>बच्चा</u> , <u>बरतन</u> , <u>बटन</u> <u>बगीचा</u> , <u>बस</u>
<u>क</u>	<u>क</u> से <u>कमल</u> , <u>कटहल</u> , <u>कबूतर</u> , <u>करेला</u> , <u>कली</u> , <u>कलश</u> , <u>कलम</u>

चित्र देखकर पहला अक्षर लिख सकें ।

अ से अः तक बोलकर सुना सकें ।

अ से अः लिख सकें

