

“The most effective kind of education is that a child should play amongst lovely things.”

- Plato



*Sweet as a berry, summer is merry
Cool fruits and lemonade
A memory that will never fade
Vacations are always Fun
Remember not to go out in the Sun !*

Dear Parents,
Warm Greetings!

Long summer break is the most enviable part of school life! It provides time for rest and leisure. Children can just laze around, unwind, eat, play and make merry! Vacations are of course a time to reinvigorate and revive. In the prevailing situation, where we are confined to our homes, we wish you all health and safety. These are difficult days but if used constructively, through quality time with our children, reading, listening to music and meaningful conversations can be beneficial for the overall growth of the child and for us as well.

The Holiday Homework for Grade 1 has been especially designed to strengthen the concepts taken up in ongoing themes. Care has been taken to plan activities that would help to build senses, enrich vocabulary, enhance creativity and thinking skills as well as develop appreciation for music. Kindly encourage the spirit of scientific enquiry and foster awareness about nature. Along with all this, we have included personality development activities that aim at building values, improving self-esteem and memory.





Naming word: A word or combination of words by which a person or thing is known. We taught our kids that everything has name, so let us revise the topic by different activities. Do any two activities of your choice.

- Make a family tree in your scrap book and paste the pictures and write the name of your family members.
- Paste/draw the pictures of your favourite places and write their names in your scrapbook.
- Draw and paste pictures of birds and animals and write their names which you see around your house.
- Draw and write the name of your favourite fruits' veggies and toys in your scrap book.

Let's Read and listen: "Today a reader, tomorrow is a leader."

To develop the habit of reading and listening to the kids. Open and click on any book from the shared pdf, a speaker will read a story to the kids. Kids will surely enjoy.




Bookshelf.pdf

- Children learn a lot through play, reading skills are also taught systematically, phonics means using letters sounds to help you read words. Kindly download this app to enhance kids' vocabulary and phonic sounds.
<https://play.google.com/store/apps/details?id=com.gilbertjolly.teachphonics.teachers>


Writing: Do page 42 to 50 of English cursive writing book and shared worksheets below.



- Make a caterpillar with bottle caps and number them in backward counting (20 -1) as shown in the picture. Do any one activity of your choice.



- Make different shapes with ice cream sticks and count how many sticks do you use for each shape and write their number names too in your scrap book.



- Kindly click on the app to enjoy different activities.

<https://play.google.com/store/apps/details?id=theLusca.a>





- Collect the pictures and write the profession of the people who help us during the lockdown from the newspaper/ magazines and old books and paste in your scrapbook.
- As we all know oxygen is a precious gift for all of us. Neem and Peepal trees are the trees that give off oxygen at night. Plant a tree (specially neem/peepal) water it regularly and observe its growth.
- In this summer season, don't forget to give food and water to birds and animals, put water and food at your terrace for birds and outside your house for animals who stay around your house.
- Choose any one game from the following games and help your ward to improve the eye- hand coordination, concentration power and enhance alertness.
- Take the lid of any box and make a hole in between it and target to pass the ball from the hole as shown in the picture.



- Take a small ball, glass and paper roll to blow the ball, stick the glass at one end of the table and from another side target the ball to enter the glass by blowing with paper roll. Pictures are attached for your reference.




- सुलेख कला पेज 3 से 8 तक करें।
- सुनहरी धूप और हिंदी प्रवेशिका में आ व् इ की मात्रा के पाठ पढ़ने का अभ्यास करें।
- अपने घर में 5-5 वस्तुएँ ढूँढ़ें जिन में आ व् इ की मात्रा आती हैं उनके चित्र स्कैप बुक में बनाये व् उनके नाम लिखें।
 - नीचे दिए गए कार्यपत्रिका करें।
- सुलेख कला पुस्तक में पेज 3 से 10 व 12 पेज करें।





Fun with waste material: Recycling and reusing the valuable waste material can result in development of fantastic and usable products. Make funny things with pencil shavings, bottle caps and ice cream sticks as shown in the pictures. Make two things of your choice and share pictures with your teacher.



Q.1- Unjumble the following parts of the body using the help box.

FOOT

EAR


HEAD

FINGERS

1.FNGSIRE- _____



2.HADE- _____



3.TOFO- _____



4.ERA- _____



Q.2- Fill in the blanks

skin , eyes , tongue, ears, nose

1.I use my _____ to see.



2.I use my _____ to hear.



3.I use my _____ to taste.



4.I use my _____ to smell.



5.We feel with our _____.




Name: _____

Class: _____

Q.3- Label the parts of the body using the help box.

Hand	Hair	Mouth	Arm
Foot	Eye	Leg	Ear



Q.1- Find out and circle the following 'a' sound words in the given puzzle.



CAP, MAT, VAN,
BAG, TAP, DAD,
MAN, LAP, SAD,
WAX

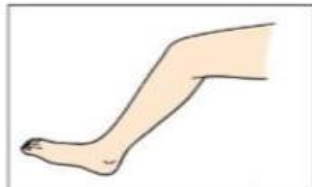
M	A	T	Y	B	N	E	Y	E	S
U	O	S	T	O	P	L	V	P	W
S	R	N	C	R	S	Y	A	H	D
B	F	L	A	P	E	G	N	K	M
A	E	S	P	A	N	D	T	N	S
G	D	T	N	S	T	I	C	K	A
N	A	O	T	A	P	F	D	E	D
G	D	N	W	A	X	R	M	T	R
Q	P	E	M	A	N	S	T	A	Y

Q.2-Using the help box below, identify the following 'e' sound words.

Who am I?

hen, leg, bed, ten

1. You use me to walk?



2. I come after number 9. _____

Name: _____

Class: _____

3. I am an animal.



4. You sleep on me.



Q.3- Draw and colour the given words.

Hut	Hot
Pot	Jug

Q.4- Encircle the 'i' sound words.

1. ham, jam, tip, pan

2. rug, jug, tug, pig


3. zip, bed, pet, peg

4. run, tap, web, fin

5. ten, big, ham, cub

प्र 1. चित्र देख कर दो अक्षर शब्द लिखिए और चित्रों में रंग भरिए ।









Name: _____

Class: _____


प्र 2. रिक्त स्थान भरो ।



ब _____

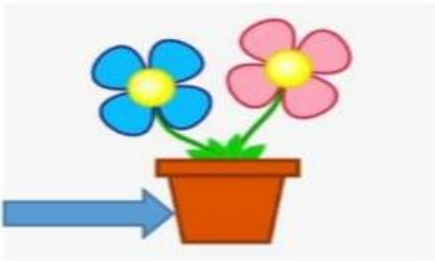


_____ ल



ट _____

प्र 3. पहला व्यंजन / स्वर लिखो ।











Name: _____

Class: _____

प्र 4. अभ्यास करो ।

छ+त = _____

क+ल = _____

र+ख = _____

क _____ ग _____

च _____ ज झ _____

ट _____ ड _____ ण

त _____

प _____ भ _____

_____ र _____

_____ ह

प्र 5. चित्र बनाओ ।

घर

जग