



Scholars

Global School

Enlightening • Empowering • Enterprising



SUMMER HOLIDAYS



GRADE 4





EVERY SUMMER HAS ITS OWN STORY.
LET EVERY DAY BE THE HAPPIEST
AND THE MOST BEAUTIFUL DAY OF
YOUR LIFE. HOLIDAYS ARE ALL
ABOUT HAVING LOADS OF FUN AND
SPENDING QUALITY TIME WITH
FAMILY. CAPTURE THESE GOLDEN
MOMENTS AND SAVE IT IN YOUR
MEMORIES FOREVER.



SUMMER
TIME



Happy Holidays



Dear Parents,

The summer break is finally here, yet another opportunity for our little ones to do something beyond the mundane.

As we all are seeing that our little warriors are fighting against Corona more courageously than us,. So let's try to make each day worthwhile for them. This is a time that you can make them-

- **Read storybooks**
- **Involve them in daily chores like**
 - **Making up their own bed.**
 - **Hanging & folding clothes.**
 - **Laying the table.**
 - **Helping their elders.**



These things will make them responsible and teach them true values. Read, play, sing and have lots of fun with them as they are our lifelines and you are their role models.





Scholars Global School

Enlightening • Empowering • Enterprising

ENGLISH

Reading through old letters and journals is like treasure hunting. Somewhere in those faded handwritten lines there is a story that has been packed away in a box for years. In an age like ours, which is not given to letter writing, let's break this..... and write a letter that could take us on an amazing flashback later.

On an A4 size sheet, write an informal letter to your best friend sharing your experience of the online classes. Also, paste your pic while attending the online class.

Include the points that you like about the online education.
What changes can be done to make it even better.

Write the different parts of the letter using different colours.

✓ Do Cursive Writing from Pg no 5 to 20.



Criteria of Assessment :-

Content – 2

Creativity – 2

Presentation - 1

HINDI

ग्रीष्मावकाश परियोजना कार्य
कहानियों हमारे जीवन को हमेशा प्रभावित करती है। छात्रों का नैतिक कहानियों से परिचय करने हेतु हिंदी का कहानियों से संबंधित यह परियोजना कार्य अत्यंत महत्वपूर्ण होगा।

* कोई भी नैतिक कहानी (MORAL STORY) सुनाते हुए अपनी वीडियो बनाइए। कहानी बिना पढ़े हाव-भाव के साथ सुनाइए और विद्यालय की वर्दी (DRESS) पहन कर इस गतिविधि को कीजिए।

. DO HINDI SULEKH FROM PG NO 3 TO 15.



प्रस्तुतिकरण :- 2 विषय-वस्तु :- 2 भाषा - शैली :- 1

MATH

"The only thing you can be sure! Of in this world is the multiplication table.. Then why know it"



Let's learn the most sure thing in the most creative and fun manner

✓ Make a working model of Multiplication Table by using ice-cream sticks.

✓ Use it to learn the tables too.

✓ A help guide to make it is attached in the form of youtube link. Kindly follow and explore to add your creativity to it.

<https://youtu.be/FP9sfVezmxE>



Criteria of Assessment : -

Content – 1

Creativity – 2

Presentation - 2

SCIENCE

Green is the colour of the world and that from which it's loveliness arises"

Let's root for each other and watch each other grow

✓ *Make a catalogue/small booklet to illustrate the features of different types of plants and their modification by drawing or pasting pictures of the same.*

✓ *Kindly use sheets and material readily available at home only.*

"Leaves see the light, as my eyes can never do.. they impound it's stellar energy, and with that force they make life out of the elements"

Let's learn how the plants give life to us by making their own life through the process of PHOTOSYNTHESIS.

✓ *Make a 3-D model to show the process of photosynthesis.*

✓ *To score more kindly use the material readily available at home to make it explanatory and creative. No material is required from outside.*



Criteria of Assessment : -

Content – 1

Creativity – 2

Presentation - 2

S.S.C.

"Nature is painting for us, day after day, pictures of infinite beauty"

Let's paint one such Earth's beauty to present using the things readily available in our homes only

✓ Make a 3-D model of any one Physical feature of the Earth (landform - mountain, plateau, desert etc.) by digging out the materials to be used from home itself.

✓ Label the model in detail.

✓ Take 3 pictures of the model from different angles and one with yourself too.



'OR'


"It's not how big the house is, it's how happy the home is"

Let's detail one such happy house.

✓ Make a 3-D model of any one type of house (hut, bungalow learnt about with the material easily available at home.

✓ Label it and write 4-5 sentences describing where such house is found, the raw materials used to. Make such house etc.

✓ Click 3 pictures of the model from different angles and one with yourself too.



Criteria of Assessment :-

Content – 2

Creativity – 2

Presentation - 1

