



Name _____

Class _____

Admission No. _____

PASTE YOUR
PHOTO HERE

*As the holidays have begun,
It's time for us to have some fun.
It is time to see amazing kids' movies,
And help our mama in making goodies.
We will make new friends and play lots of games,
Spend time with them and know their names.
We got a big break from school,
To enjoy the vacation and stay cool.
We are free to do anything we like,
Playing, reading or riding our bike.
We will sleep on time,
And rise with the bright sun.
As the holidays have begun,
It's time for us to have some fun.
Looking forward to meet to You all in July.*



 +91 9416100770, +91 9812512434

 TDI City Kundli, Sector-59, Sonipat (Haryana)

Dear Parents,

Kids look forward to the summer vacation all year long. They look forward to having loads of fun and family time. With summer vacation right around the corner, it's time to generate certain ideas to help children have a memorable vacation.

Growing you children's talent

Help your children learn a sport or join talent class this summer. While learning new skill/ sport, children stay active and attentive.



Creating a family bond

Along with varied activities, kids enjoy meeting people. Summer vacation is the best time to visit other members of the family who do not live in town. Kids really love the presence of Grandparents, aunts and uncles in their lives.



It ensures stronger family ties as well.

Inculcating Reading Skills

Get your children exposed to the fascinating world of fictitious characters through interesting story books. However, throw in some non-fiction reading as an added advantage.



Cyber Fun: Few suggested internet sites to visit:

www.pitara.com,

www.funbrain.com,

www.magickeys.com (reading books),

www.nationalgeographic.com

Involving In Household Chores

Assign your children a few tasks which they can easily accomplish like filling water bottles, keeping them in the refrigerator, watering the plants, cleaning dishes, folding washed clothes etc. This is how you can get your young ones get into the habit of helping out around the house. You will set a pattern that will benefit them when they grow up.



Splash in water: Have fun while washing your own handkerchiefs, underpants and socks.

Daily Practice:

1. Ensure that your ward speak these magic words regularly and appropriately.....PLEASE, SORRY, THANK YOU, EXCUSE ME..
2. Help your parents in household activities.
3. Keeping room clean and well-organized.
4. Wish your elders with a smile.
5. Share things with your siblings.
6. Brushing teeth twice a day.
7. Combing hair regularly.
8. Bathing everyday.
9. Trimming nails regularly.
- 10 Washing hands before and after meals. '

"A happy and healthy family time is the best way of imparting the much needed life skills to our children. We all wish to see them grow up as responsible and caring individuals who understand the value of time."

Celebrate your family and have a wonderful time together!

DATE-_____

DAY-_____

ACTIVITY -1

- 1 Cover the hand in paint using a brush or sponge.
- 2 Work around the circumference of the circle with multiple prints.
- 3 Add a thick layer of glue to the centre of the sunflower and fill with black buttons.
- 4 Finish off with a green stem and leaves.



Note :(Do this activity on last page)

DATE-_____

DAY-_____

ACTIVITY -2

TEARING AND PASTING

**STEPS TO DO –TEAR WASTE NEWS PAPER INTO
SMALL PIECES AND PASTE IT ON THE GIVEN PICTURE**

.




DATE-_____

DAY-_____

ACTIVITY -3

COLOURING

Color by numbers




DATE-_____

DAY-_____

ACTIVITY -4

VEGETABLE PRINTING

Vegetable printing is a fun. Take a lady's finger with its top cut, dip it into red poster colour and make imprints on the tomato.



DATE-_____

DAY-_____

ACTIVITY -5

PRE -WRITING STROKES

(STANDING LINE)

STEPS TO DO –TRACE THE STROKES USING PENCIL AND
COLOUR THE PICTURE.



DATE-_____



DAY-_____

ACTIVITY -6

PRE -WRITING STROKES

(SLEEPING LINE)

STEPS TO DO -TRACE THE STROKES USING PENCIL COLOURS.




DATE-_____

DAY-_____

ACTIVITY -7

PRE -WRITING STROKES

**STEPS TO DO –TRACE THE STROKES USING PENCIL
COLOURS.**




DATE-_____

DAY-_____

ACTIVITY -8

STEPS TO DO – stick red bindi to make apples on the tree and colour the tree .



DATE-_____

DAY-_____

ACTIVITY -9

FATHER'S DAY

MY DAD IS SO SPECIAL, HE IS STRONG AND SMART, THAT IS WHY I LOVE HIM SO WITH ALL MY LITTLE HEART!! HAPPY FATHER'S DAY

CARD MAKING ACTIVITY

STEPS TO DO –MAKE A CARD OF YOUR OWN CHOICE AND SURPRISE YOUR SUPER DAD ON FATHER'S DAY .



DATE-_____

DAY-_____

ACTIVITY -10

STEPS TO DO –

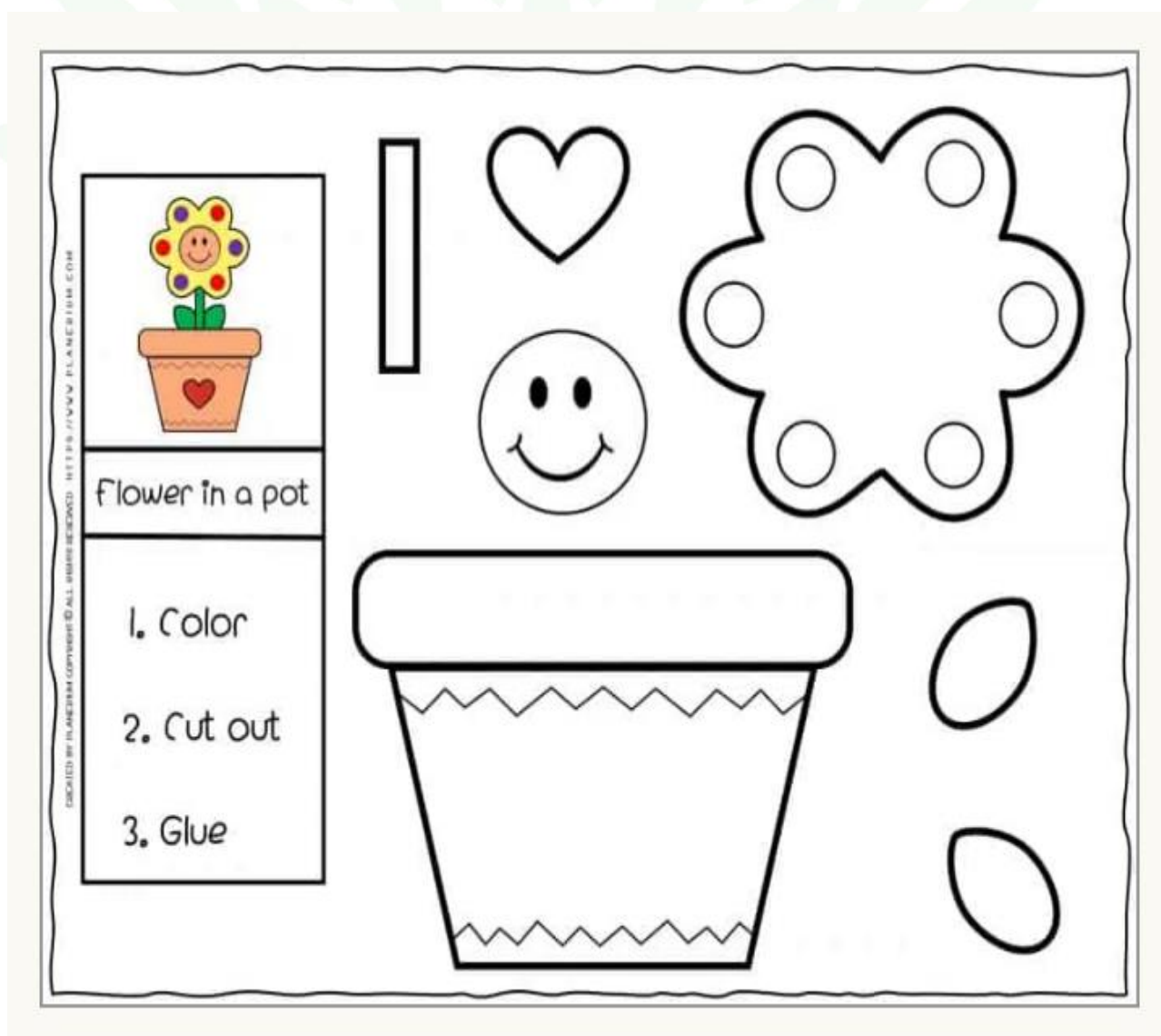


DATE-_____

DAY-_____

ACTIVITY -11

STEPS TO DO-




DATE-_____

DAY-_____

ACTIVITY -12

COLOURING



Nurturing Every Child's Potential

SCHOOL CODE: 40691



CBSE AFFILIATION NO. 530706

