

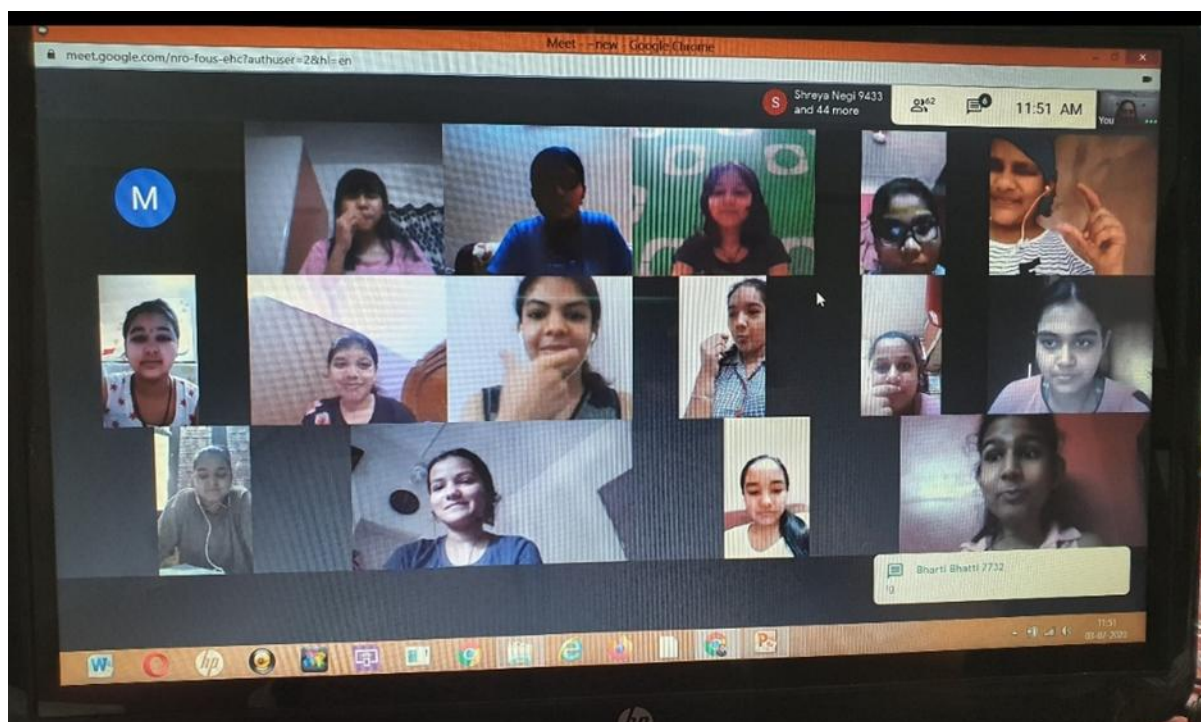
ISA Activity (English): Curtain Call: Giving Silence a Voice

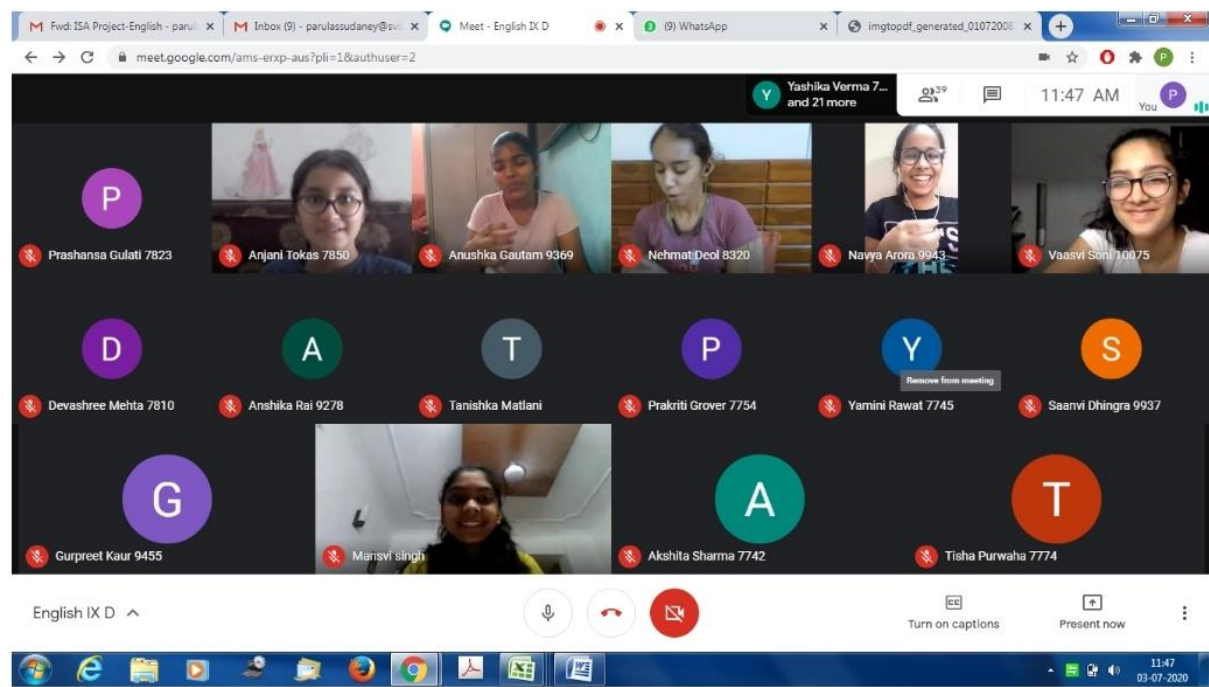
Inter Class Power Point Presentation Competition

"Chaplin made me laugh and cry without saying a word!" —Marcel Marceau. To communicate through silence is a link between the thoughts of man and as August Bournonville rightly said, *"The art of mime encompasses all the feelings of the soul,"* students of grade VIII, IX and XI experienced the quintessential flavour of acting, expressions, bodily movement, portraying a character and mood through this technique of art.

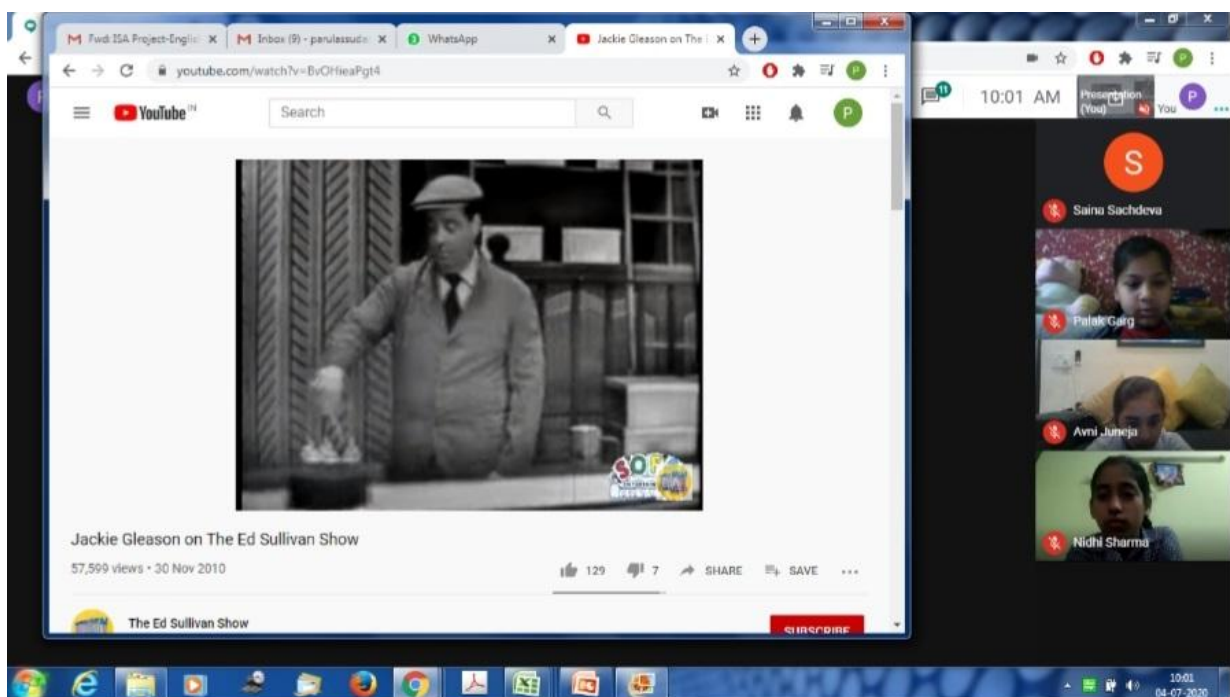
This year's English ISA project commenced with students watching interesting power point presentations and You Tube videos on the history of mime and pantomime. Discussions with teachers were held on the subject and students shared their experiences and prior knowledge during the online sessions conducted on Zoom and Google Meet. An inter class power point making competition which was scheduled for the month of April got postponed due to the unforeseen COVID-19 Lockdown leading to closure of schools. It was conducted on 9th July 2020 when the new session began and students resumed classes on the online mode. Each class submitted fascinating power point presentations thereby showcasing their in-depth comprehension and knowledge on various mime artists from around the world, the origin of this genre from ancient Greece and Roman times and how this technique has become a global art form. The best power point presentation was chosen by the judges based on the judgement criteria shared with them to be then showcased in the annual e-exhibition of the school to be held this year. Students' knowledge was also tested by sharing a worksheet which they completed during one of the online sessions.

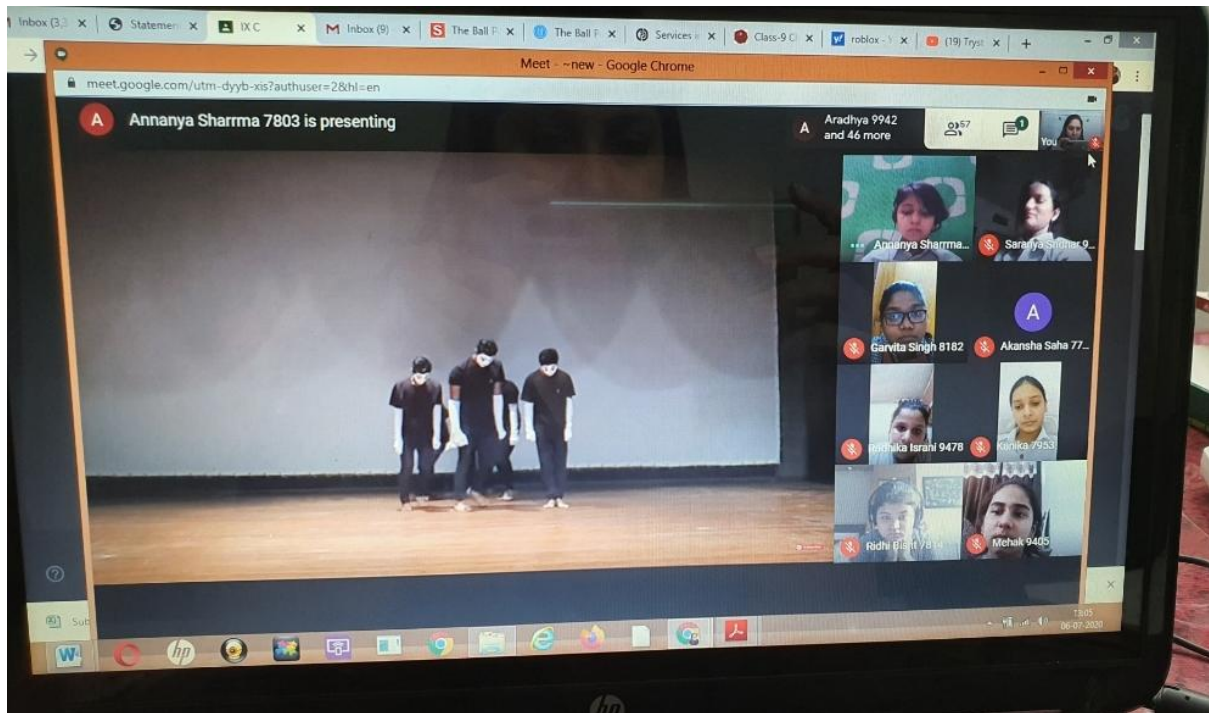
Kick Off: Collective Brainstorming



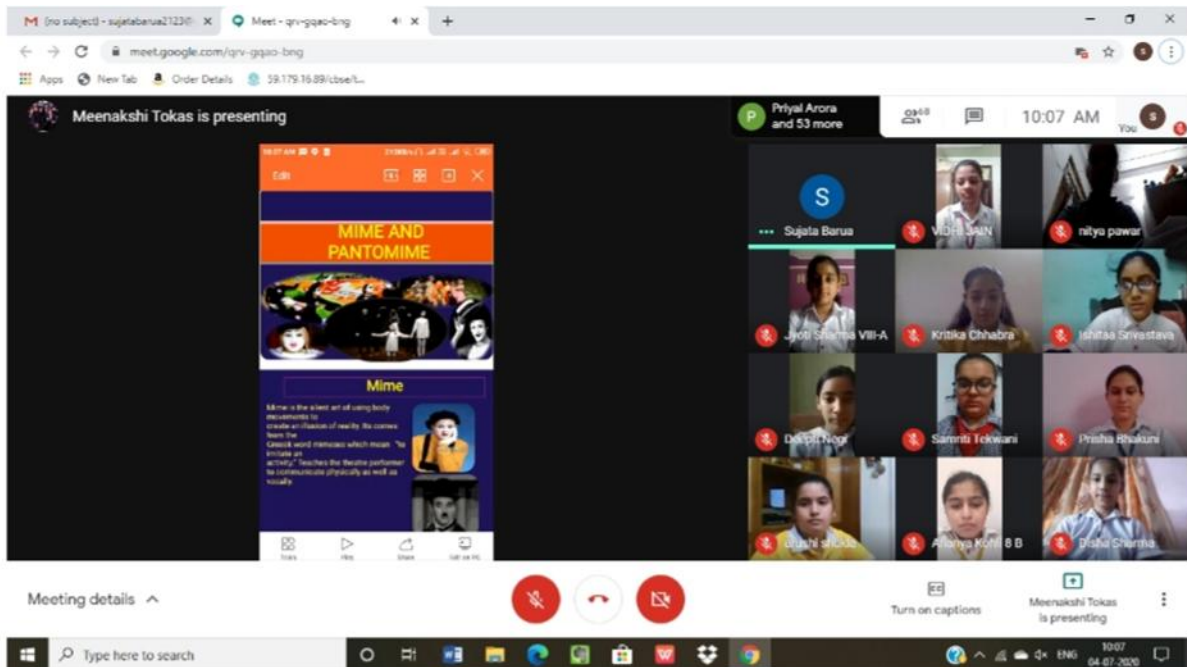


Prelude: Sharing YouTube Videos





Subsequent Activity: Sharing a Power Point Presentation with Students



Mime PPT.pptx - PowerPoint (Product Activation Failed)

FILE HOME INSERT DESIGN TRANSITIONS ANIMATIONS SLIDE SHOW REVIEW VIEW

10 VIDEO LINK FOR MIME ACT HERE
11 Difference between mime and pantomime
12

Difference between mime and pantomime

MIME	PANTOMIME
Usually one artist. They can go beyond reality. They use imaginary objects but may also use their body as an object. The main goal is an expression of an idea	Still no dialogue or speech, but based on reality for example: pantomiming a specific action – i.e. walking a dog etc. can be comed or dramatic. Pantomime is more about conveying recognizable actions and less about conveying a

Click to add notes

SLIDE 11 OF 23 ENGLISH (INDIA)

NOTES COMMENTS

meet.google.com is sharing a window. Stop sharing Hide

Vanshika Malho... Kavya Tahilyani ... Umang Tanwar CHAVI GOGNA harshika Sharma Shubhi Pandey ...

Meeting details

People (25) Chat

MEHER ARORA (You)

MEHER ARORA (Your Presenta...

Ameesha Pal 8418

Bhavdeep Kaur 7572

CHAVI GOGNA

Deepanshi Attree

Dhanika

Freya Bharija 7474

gunika kumar

09:58 02-07-2020

Mime PPT.pptx - PowerPoint (Product Activation Failed)

FILE HOME INSERT DESIGN TRANSITIONS ANIMATIONS SLIDE SHOW REVIEW VIEW

From Beginning Current Slide Present Custom Slide Show Start Slide Show

Set Up Slide Show Hide Slide Rehearse Record Slide Show Set Up

Play Narrations Use Timings Show Media Controls Monitor: Automatic Use Presenter View

3

Pantomime

- Pantomime is a kind of art in which artists through their movements, their facial expressions and gestures "speak" without spoken words.
- It is an art that translates and transmits in the most direct way our feelings and impulses.
- Pantomime is the extended use of mime techniques in telling a story. Others! definitions might include acting without words, nonverbal communication, while telling a story.

Click to add notes

SLIDE 6 OF 23 ENGLISH (INDIA)

meet.google.com is sharing a window. Stop sharing Hide

Meeting details

People (25) Chat

MEHER ARORA (You)

MEHER ARORA (Your Presenta...

Ameesha Pal 8418

Bhavdeep Kaur 7572

CHAVI GOGNA

Deepanshi Attree

Dhanika

Freya Bharija 7474

gunika kumar

09:48 02-07-2020

Follow Up Session: A Worksheet on Mime and Pantomime Being Done By Students

The screenshot shows a Google Meet interface. On the left, a worksheet titled "let's Identify These" is displayed. It includes a section "Worksheet For" with a line for the student's name. Below this, there is a task: "1. Identify the artists in the pictures give which they belong:". Two images of artists are shown: a man in a white shirt and a woman in a red sari. To the right of the worksheet is a grid of 12 student video feeds. The students are mostly young women, some wearing school uniforms. A green circle with the letter 'D' is overlaid on one of the feeds. On the far right, a "Meeting details" sidebar is visible, listing the names and IDs of the participants.

The screenshot shows a Google Meet interface. On the left, a presentation slide is displayed with the text "You are presenting" and "You're presenting to everyone". Below this, there is a "Stop presenting" button. To the right of the presentation slide is a grid of 12 student video feeds. The students are mostly young women, some wearing school uniforms. A green circle with the letter 'D' is overlaid on one of the feeds. On the far right, a "Meeting details" sidebar is visible, listing the names and IDs of the participants.