

# GREENWAY INTERNATIONAL SCHOOL

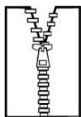


Name: \_\_\_\_\_

Class: Pre – School Sec: \_\_\_\_\_

Date: \_\_\_\_\_

## ENGLISH WORKSHEET

❖ Look at the picture & write the letters:

	<u>Capital</u>	<u>Cursive</u>
	_____	_____
	_____	_____
	_____	_____

❖ Match the capital letter with the cursive ones:

X	<i>m</i>
Q	<i>x</i>
M	<i>y</i>
Y	<i>q</i>
S	<i>z</i>
Z	<i>s</i>

❖ Write the missing letter:

➤ *i* \_\_\_\_ *k* \_\_\_\_ *m* \_\_\_\_

➤ *a* \_\_\_\_ \_\_\_\_ *d* \_\_\_\_




➤ P \_\_\_\_ R \_\_\_\_ \_\_\_\_ U

➤ \_\_\_\_ *u* \_\_\_\_ \_\_\_\_ *x*

➤ E \_\_\_\_ G \_\_\_\_ \_\_\_\_ J

➤ \_\_\_\_ *m* \_\_\_\_ \_\_\_\_ \_\_\_\_

❖ See the picture and encircle the correct letter:

	<b>K</b>	<b>R</b>	<b>T</b>
	<b>B</b>	<b>J</b>	<b>P</b>
	<b>Z</b>	<b>M</b>	<b>D</b>

# GREENWAY NURSERY SCHOOL


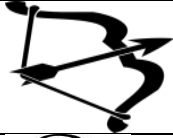






Name: \_\_\_\_\_

Class: Pre – School Sec: \_\_\_\_\_

Date: \_\_\_\_\_

## HINDI WORKSHEET







❖ देखो और लिखो !


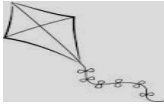







• रिक्त स्थान भरें !

ट		ड		त
	ई		ए	
ख		घ	ङ	
थ		घ		फ
अ			ई	ऊ
	भ		र	ल

• मिलान करो !

	त		ख
	ज		क
	अ		घ

• सही चित्र पर गोला लगाओ

i			
e			
d			

• क से ह तक लिखो ।

# **GREENWAY NURSERY SCHOOL**


**Name:** \_\_\_\_\_

**Class: Pre – School Sec: \_\_\_\_\_**

**Date:** \_\_\_\_\_

# MATHS WORKSHEET

**Q1. Count and write.**



**Q2. Fill in the blanks.**

**a) What comes After the given numbers.**

**12**  **19**  **16**

**b) What comes Before the given number.**

**11**       **3**       **14**

**c) What comes in between the given numbers.**

14 ○ 16      19 ○ 21

**Q3. Read the number and draw the correct number of circles.**

<b>a)</b>	<b>5</b>	
<b>b)</b>	<b>10</b>	
<b>c)</b>	<b>8</b>	

**Q4. Fill in the missing numbers.**

**42** \_\_\_\_\_ **44** \_\_\_\_\_ **46** \_\_\_\_\_ **48** \_\_\_\_\_ **50** \_\_\_\_\_ **52** \_\_\_\_\_

**61** \_\_\_\_\_ **63** \_\_\_\_\_ **65** \_\_\_\_\_ **67** \_\_\_\_\_ **69** \_\_\_\_\_ **71** \_\_\_\_\_

**Q5. Write backward counting (20-0)**

[illegible]

**Q6. Write counting (41 - 70)**

[illegible]