

# SADHU VASWANI INTERNATIONAL SCHOOL FOR GIRLS

SHANTI NIKETAN, NEW DELHI -21

APRIL-MAY, 2023

Dear Parents,

We welcome you and your daughter to the SVISG family. You will be pleased to know that we prepare a month wise activity plan for each academic session keeping in mind the interest and aptitude of the young learners. Adopting an integrated approach, themes are taken up every month and all activities are planned accordingly.

## MONTHLY BULLETIN (PRE-SCHOOL)

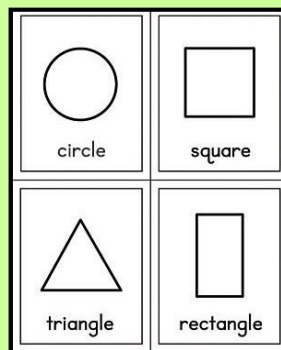

### TOPICS:

Colours

Shapes


Personal Hygiene

Summer Season



### COGNITIVE SKILLS :


- Identification of primary colours (in light - red, green , blue)
- In art & painting ( red , yellow , blue )



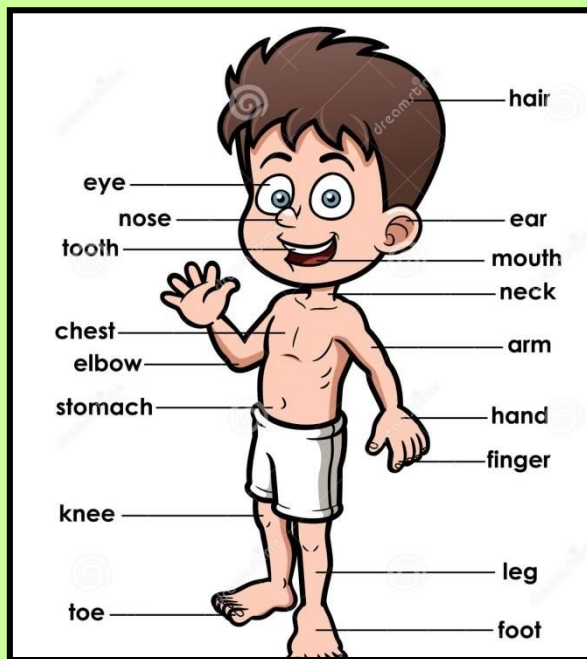
Red      Green      Blue

Red      Yellow      Blue

- Identification of different shapes



- Identification and names of body parts




- Identification of things to keep yourself clean




## WRITING SKILLS :

- Pattern Tracing of :

Vertical Lines (Standing lines)



Horizontal Lines (Sleeping lines)



## REASONING & ANALYTICAL THINKING SKILLS :

To develop these skills, the following PRE NUMBER CONCEPTS will be introduced

- Big - Small



## LANGUAGE SKILLS :

Listening & Speaking Skills: Conversation on topic ' Myself ' ( Children will speak short sentences )

- My name is \_\_\_\_\_
- I am a girl.
- I am \_\_\_\_\_ years old.
- I study in Sadhu Vaswani International School for Girls.
- I like to sing / swim / dance / paint, etc...

## SUMMER SEASON


To identify

- Summer Months : April , May , June
- Electrical Appliances used in summer

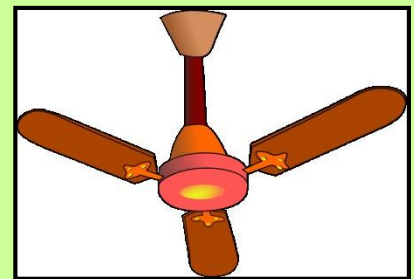
Refrigerator



Air Conditioner



Fan




- Recognition : To recognise seasonal fruits



Watermelon



Mango



Muskmelon

- Differentiation : To differentiate between summer clothes & winter clothes



Summer Clothes



Winter Clothes

OPPOSITE: Up & Down



VOCABULARY WORDS: Excuse me, Sorry, Thank You





## STORY SESSION

### **THE LION AND THE MOUSE**



There was a big lion. The lion was sleeping. A small mouse was playing. It started jumping on the lion. Lion woke up. The lion got angry. The lion held the mouse. Mouse cried and said, "Please let me go. I will help you someday." Lion said, "You little mouse. I don't need your help. Go away." Few days later a hunter caught the lion in a net. Little mouse heard the lion crying. The mouse ran to help. Mouse bit the net with its sharp teeth and the lion was free. They both became friends.

**Moral:** We should always help each other.


## RHYMES: Rhymes related to the topic

### SHAPES

*Make a circle, make a circle,  
Draw it in the sky.  
Use your finger, use your finger,  
Make it round as a pie.*

*Draw a square, draw a square,  
Make the lines so straight,  
Make a square, make a square,  
Draw a box in the air.*

*Draw a triangle, draw a triangle,  
Always start at the top,  
Make a tent, make a tent,  
use three lines and stop.*



### GOOD MANNERS

*We say, 'Thank you'*

*We say, "Please"*

*And 'Excuse me', when we sneeze*

*the way little children behave ,*

*polite and courteous all through the day.*



### MY LITTLE TEETH

*My little teeth are white,*

*I brush them day and night.*

*Up and down, left and right,*

*To keep them shining bright*



## THE COLOUR SONG

*Red , red , red touch your head*

*Blue , blue , blue tie your shoe*

*Brown , brown ,brown touch the ground*

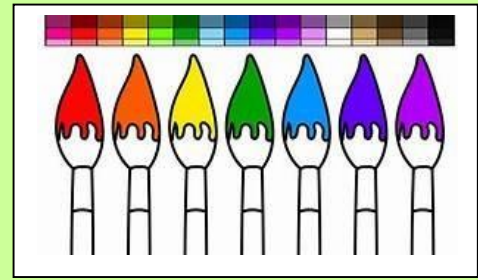
*White, white, white take a bite*

*Black , black ,black touch your back*

*Purple , purple, purple draw a circle*

*Pink , pink , pink give a wink,*

*Grey , grey , grey shout hurray !!*



### RED

Red is an apple  
Red is a rose  
Red is the colour of  
My frozen, icy nose



### GREEN

Green is the grass  
Under both my feet  
Green are many vegetables  
My mother makes me eat!



### YELLOW

Yellow is a lemon  
Yellow is a star  
Yellow is the sun  
In the sky so far.



### BLUE








Blue is the ocean,  
Blue are my eyes  
Blue is the sky '  
Where the birds fly.





## Weekly Schedule

To reinforce Shapes and Colours please send the following:

|           |         |  |   |
|-----------|---------|--|---|
| Monday    | 24.4.23 | Round chapatti and cooked green vegetables of your choice  |      |
| Tuesday   | 25.4.23 | Triangular sandwich  |    |
| Wednesday | 26.4.23 | Mixed vegetable pulao [add vegetables of different colours]  |    |
| Thursday  | 27.4.23 | Square parantha and yellow vegetables of your choice   |   |
| Friday    | 28.4.23 | Send two slices of bread (buttered), sliced tomatoes and cucumber separately for making sandwiches in the class. |    |


The above schedule will reinforce skills of IDENTIFICATION, SORTING AND REASONING

### VALUE :

- **SHARING** : Students experience the joy of sharing while doing activities collaboratively . They share their ideas, thoughts and express their views too.



- **SOCIAL GRACES** : To say " Thank You " when someone does something for them and to say " Please " when they ask for something from someone.



- **LIFE SKILLS**: To enhance decision making skill , children are given opportunities during activities , thus helping them in building a sense of responsibility.

## ATTITUDE :

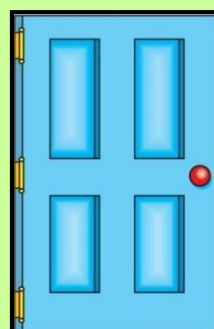
- **DISCIPLINE** : The students will follow self discipline such as forming a queue and walking in a line, maintaining discipline in assembly hall etc.



- **SCIENTIFIC TEMPER**: The concept of primary colours will be explained through the use of colour tablets in science park to develop scientific temper and logical thinking in students.

## For Parents

- Help your daughter to identify strokes- vertical and horizontal lines from various sources at home (For example ' Door ' ) for readiness of reading and writing of letters.


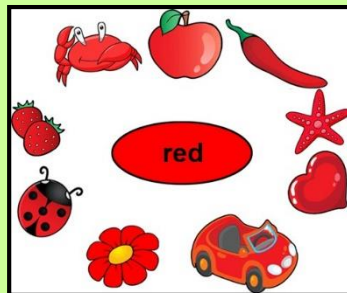


- Parents to reinforce Pre- Number concepts (refer to bulletin) in daily conversation. Parents need to show the children the various things available at home in order to help them understand the Pre- Number concepts better. They can show them both big and small objects.

For eg. A big ball and a small ball.



- Play lots of sorting games with pulses, vegetables, fruits to develop ***fine motor*** and ***gross motor*** abilities. Parents to take pulses and leaves of different kinds and mix them up and then help the child to separate them and keep them in separate containers.



The SVISG Family is thrilled to have you.  
Hope you will have a great experience with us.

**Ms. Inderjot Kaur**

**Pre-Primary Coordinator**