

SADHU VASWANI INTERNATIONAL SCHOOL FOR GIRLS

SHANTINIKETAN- NEW DELHI-21

*Summer Break  
Activities  
Class- I  
Session- 2023-24*



*Dear Parents,*

*We have made an attempt to keep our students creatively busy during the summer vacations. It will help them to keep in touch with the concepts taught in the class!*

**Here are some activities and worksheets that your child will enjoy doing under your guidance during her summer break.**


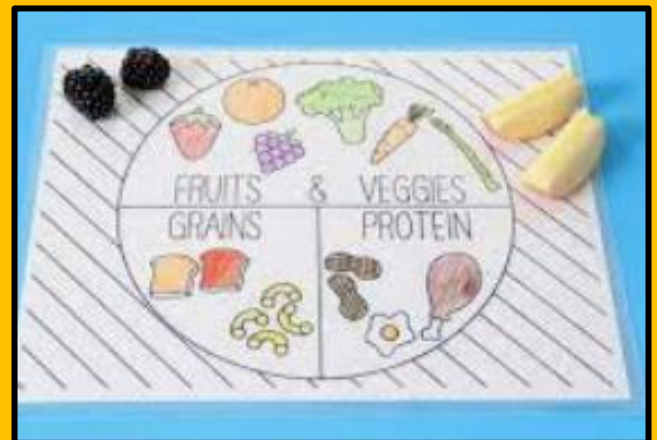


# Activity 1

## ❖ *Table Mat Designing*

Design a poster on the topic

**“EAT HEALTHY STAY HEALTHY”** on an A4 sheet and get it laminated. The poster will be used as a table mat during break time in school and will be a reminder for them to make healthy eating choices.



## Activity 2

### ❖ *My Booklet of Health*

- Prepare a booklet/scrapbook
- Choose any four millets
- Paste the sample of the millet
- Write the ENGLISH and HINDI NAME of each and few lines about the same
- Prepare a dish with your mother using any millet of your choice and present it in a decorative way. ( Samples given below)



Paste the photograph of the same in the booklet

## **Activity 3**

❖ *Here are a few FUN TIME PRACTICE SHEETS for revision of the topics covered, from your Learning Series Booklet Part I.*

- ENGLISH- 6,7,10,13,15
- HINDI – 24,25,35,36,37
- MATHS – 69,70,73,82,83
- G.A – 87,91,94

## Activity 4

## *Reading Time*

- Reading strengthens the brain and improves memory. It boosts communication skills and helps Self- exploration and also enhance the range of vocabulary.
- Pick up good books to read.
- You can also read e- books from <https://storyweaver.org.in>
- Maintain the record of the books you chose to read in the **School Almanac Page number- 45**

Date	Title of the Book	Author	Remarks



## Activity 5

### ❖ *Story Time*

- Storytelling brings language learning alive and creates a participatory and immersive experience that allows you to learn the language and also teaches the art of expressing.
- Prepare **PUPPETS** related to any story of your choice
- Narrate the story using the **PUPPETS** you made.



## Activity 6

### ❖ *Weekend Tasks*

- Perform the weekend task given in **School Almanac** on page number **20**
- Rate yourself after performing the task – **page number- 21 in School Almanac**

TERM I - RATING SCALE								
Name of the Student .....			Class .....	Section .....				
S.No.	Weekend Dates	Activity	Rating Scale					
			0	1	2	3	4	5
1	1-2; 8-9 April 2023	Use of dustbin appropriately						
2	15-16; 22-23 April 2023	Make your bed						
3	29-30 April 2023 6-7 May 2023	Arrange your shoes in the shoe rack						
4	13-14; 20-21 May 2023	Fold napkins and your personal clothes						
5	27-28 May 2023 3-4 June 2023	Setting the books in the book shelf and study table after sorting						
6	10-11; 17-18 June 2023	Washing your own plate after eating meals						
7	24-25 June 2023 1-2 July 2023	Laying the table for one meal in a day with the help of parents						
8	8-9; 15-16 July 2023	Dusting of furniture of any one room in your house						
9	22-23; 29-30 July 2023	Polish your shoes/ wash your own handkerchief						
10	5-6; 12-13, Aug. 2023	Setting the bag / arranging books according to the next day time table.						
11	19-20, 26-27 Aug. 2023	Maintain personal hygiene - washing hands and brushing teeth twice a day						
12	2-3; 9-10 Sept. 2023	Clean your cupboard with the help of parents						
13	16-17; 23-24 30 Sept. 2023	Arrange toys after playing						

Date:..... Signature of the Parent.....



## Activity 7

- ❖ विभिन्न मात्राओं से सम्बंधित एक खेल का निर्माण कीजिए। जो मात्राओं को सीखने में आपकी रूचि बढ़ाने में सहायक होगा।  
संकेत बिंदु लिंक-

<https://www.facebook.com/reel/906089400494613?mibextid=6AJuK9&s=chYV2B&fs=e>

## Activity 8

To learn and revise the concept of 'before', 'after' and 'inbetween' numbers lets create the **Number wheel**.

The link given below has all the steps to create the number wheel.

[https://youtube.com/watch?v=nRu3l97y\\_hk&feature=share](https://youtube.com/watch?v=nRu3l97y_hk&feature=share)

### **KINDLY NOTE**

# The numbers should be placed on the wheel using the double sided tape or with the help of Velcro stickers

# This will help us to work with different set of numbers every time we use the wheel to revise number concepts.



## Activity 9

### ❖ *Hanging words*

Make a hanging of new words (Hindi and English) you learn during the vacation. This will help you to enhance your vocabulary. You can add new words to it in future.

The given photograph is only for reference purpose. Showcase your creativity during the activity.



To enjoy co-curricular activities during vacations... here are a few links for your reference.

## **DANCE**

<https://youtu.be/wheGAwTdrak>

## **ART AND CRAFT**

<https://youtu.be/IOFix-eZtZg>

## **PHYSICAL EXERCISES**

[https://www.youtube.com/watch?v=h3Xr  
tm0lVnY](https://www.youtube.com/watch?v=h3Xr<br/>tm0lVnY)

## **VOCAL MUSIC**

[https://www.youtube.com/watch?v=YZ11  
C-U7S8I](https://www.youtube.com/watch?v=YZ11<br/>C-U7S8I)

## COMPUTER

Name \_\_\_\_\_

Class & Sec \_\_\_\_\_

Roll No - \_\_\_\_\_

**Task 1:** Identify and color different part of the computer with the provided color codes

Speakers = **RED**


CPU = **Grey**

Mouse = **Green**

Keyboard = **Pink**

Monitor = **Yellow**

Printer = **Orange**



**Task 2:** Download the Android application: “**Coloring Games for Kids: Color**” from the play store and share three e-drawings. Using the following link for the App:

<https://play.google.com/store/apps/details?id=com.iz.coloring.games.kids.drawing.book.color.by.number>



OR

Download the application: “**Coloring Games for Kids: Color**” from the App store and share three e-drawings. Using the following link for the App

<https://apps.apple.com/in/app/drawing-games-draw-color/id1547228861>



**Note:** Share three drawings in PDF or JPEG file format at [computerassignments1to3@svisgdelhi.com](mailto:computerassignments1to3@svisgdelhi.com) with your name, class and section in the subject line.