



ITL PUBLIC SCHOOL
SECTOR- 9, DWARKA, NEW DELHI-110077
CLASS - V
(Session 2023-24)



“What We Learn with Pleasure, We Never Forget.”- Alfred Mercier

Summer vacation is the time to rejuvenate, for strengthening family bond by sharing joys, spending good time together, pursuing your passion, sharing household chores, playing, laughing, exercising, relaxing and above all praying to the power you believe in.

Summer Activity Engagement Programme aims to inculcate a spirit of inquiry and creativity. The activities planned for enrichment and joyful learning will help you stay engaged constructively throughout the vacation.

Wishing you all a very Happy Learning!!

General Instructions:

- ✓ Follow a time-table to organise your daily routine like watching T.V, playing with friends, studying etc.
- ✓ Avoid heavy and oily food and increase the intake of fresh fruits and vegetables to stay energetic throughout the day.
- ✓ Revise the work in each subject done so far.
- ✓ Instructions for each activity has been shared, however, students are free to use their own creativity.
- ✓ Submit the activities done in vacation to the Class Teacher latest by 7th July '23.
- ✓ Stay Safe, Stay Healthy!!!

1.

Ek Bharat Shreshtha Bharat



WEEK - 01 (29 MAY – 2 JUNE)

Incredible India

Ek Bharat Shreshtha Bharat programme aims to actively enhance interaction between people of diverse cultures living in different States and UTs in India through pairing them with the objective of promoting greater mutual understanding amongst them. This year Delhi has been paired with the Andaman Nicobar Islands and Lakshadweep Islands. The given project aims to foster the spirit of Ek Bharat Shreshtha Bharat and explore the language, culture, tradition, flora, fauna, tourist places, etc. of the partner state.

Prepare a “Travel Brochure” using A4/A3 pastel sheets, pictures and drawings as per the given roll numbers:

Roll No. 1-13: Andaman and Nicobar Islands

Roll No. 14-26: Lakshadweep Islands

Roll No. 27-39: Delhi

The following attributes to be kept in mind while preparing the brochure:

- Introduction
- General Information
- Map- Capital area in words and figures
- How to Reach (Land/Air/Water transport)
- Best Time to Visit
- Local Attractions
- Sightseeing
- Flora and Fauna (Native plants and animals, state bird/animal)
- Local Cuisines
- Shopping
- Festivals celebrated
- A slogan in Hindi for attracting more tourists



WEEK - 02 (05 JUNE – 09 JUNE)

2.

English



Read the given story or any story of your choice in your leisure time. (Links are provided along with the stories)

I. The Prince and the Servant

<https://fablesaefop.com/prince-servant.html>

II. The Ant and the Dove

<https://www.moralstories.org/the-ant-and-the-dove/>

Now, make a **story wheel** using cardboard and the coloured sheet.

*Cut a paper into a wheel and divide it into seven parts.

*Write the name of the story on the wedge.

*Write one event in every part so that when the wheel is completed, you will have the summary of the story.

WEEK - 03 (12 JUNE – 16 JUNE)

3. Hindi



भाषा की बात

1) त्योहार हमारे जीवन में रंग भर देते हैं। अपने मनपसंद त्योहार का रंगारंग चित्र बनते हुए उसके बारे में 8 से 10 पंक्तियों में ए-3 शीट पर लिखिए व सजाएँ।

(रोल नंबर 1 से 20)

2) सुविचार हमारे जीवन का मार्गदर्शन करते हैं। किन्ही पाँच सुविचारों को ए-3 शीट पर लिखिए व रंगों से सजाएँ।

जैसे : " अपनी शक्ति में विश्वास रखना ही शक्तिशाली होना है। "

(रोल नंबर 21 से 39)

4. Art and Craft



Magical Art

1. Madhubani art is named after the Madhubani district of Bihar which is where it originated. Recreate the Madhubani style using plants, animals, flowers symbols in your Sketch file.

2. Do Pg no. - 12,18, 25, 41 in Wonderland in Art book.

3. My Spatula Hanger

Material required: Rolling pin, Chalk paints, Marker, String, etc.

Paint the rolling pin with one colour. Let it dry. Decorate the rolling pin. Tie the rope on both sides. Link for reference is given below:

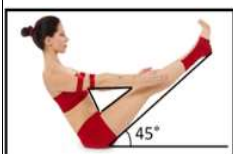
<https://www.facebook.com/reel/6075941889156450?s=yWDuG2&fs=e&mibextid=Nif5oz>

5. Mathematics

The Mathematics of Yoga

Yoga originated in ancient times. It involves physical, spiritual, and mental practice to create a bond between body, mind, and spirit. There are various postures involved in Yoga. Each of the poses has geometrical shapes and angles involved in it.

Students to practice the following asanas and notice the type of angle formed.



1) Navasana / Boat Pose

In the Navasana pose, the leg is straightened to 45° and a triangle shape is formed between the hand, leg, and stomach.



2) Parsvakonasana/ Side Angle Pose








In the Parsvakonasana, one of the arms and legs are stretched on one side to form an angle of 180°.



3) Ardha Halasana / Half Plough Pose

In this pose, the leg is raised upward forming 90°.

Note- Students to click their pictures and create a collage marking the angles formed during the asana.

WEEK - 04 (19 JUNE – 24 JUNE)	
<p>6. Sanskrit</p>    	<p>ज्ञान की बात</p> <p>1 आपण केन्द्रम् (बाज़ार) ए3 शीट पर एक बाज़ार का दृश्य बनाएँ व फल और सब्जी की दुकान पर रखे गए किन्हीं पाँच फलों और पाँच सब्जियों के नाम संस्कृत में लिखें। (रोल नंबर 1 से 10)</p> <p>2 जन्तुशालायां विहारः (चिड़ियाघर की सैर) ए3 शीट पर एक चिड़ियाघर का दृश्य बनाएँ व उसमें दिखाई देने वाले किन्हीं पाँच पशुओं और पाँच पक्षियों के नाम संस्कृत में लिखें। (रोल नंबर 11 से 20)</p> <p>3 स्थूलधान्यानां नामानि (मोटे अनाजों के नाम) ए3 शीट पर एक पौष्टिक थाली का निर्माण कर उसे किन्हीं पाँच मिलेट्स के चित्रों से सजाएँ व उनके नाम संस्कृत में हिन्दी अर्थ सहित लिखें। (रोल नंबर 21 से 30) लिंक - https://www.gyankibook.com/2023/02/anaj-ke-naam-sanskrit-mein.html</p> <p>4 सुभाषितानि (सुंदर वचन/सूक्तियाँ) ए3 शीट पर किसी भी विषय पर आधारित (जैसे-विद्या, गुरु, मित्र) कोई दो संस्कृत श्लोक हिन्दी अर्थ सहित लिखें व उससे सम्बन्धित चित्र भी बनाएँ। (रोल नंबर 31 से 40)</p> <p>नोट- लेखन कार्य हेतु शीट पर बराबर लाइनें खींच लें जिससे अक्षरों की बनावट सुंदर व सुडौल हों। आप स्वेच्छानुसार शीट की सजावट का कार्य कर सकते हैं।</p>
<p>6. German</p> 	<p><u>Mein Jahreskalender (My Yearly Calendar)</u></p> <p>Create a calendar of the year 2023-24 on an A3 sheet with names of Month, Days and Dates in German.</p>
<p>7. Environmental Studies-1</p> 	<p><u>“Extinct Species are Gone but not Forgotten”</u></p> <p>Imagine you went for a jungle safari and were amazed to see some of the extinct animals/birds also there. Create a comic strip showing conversation between an extinct and your favourite animal/bird about their feeding habits, habitat, cause of extinction, etc. on an A3 sheet. You can draw or paste pictures. For example- Woolly mammoth and Asian elephant, Dinosaur and Tiger, Steller's Sea Cow and Whale etc.</p>
WEEK - 05 (26 JUNE – 30 JUNE)	
<p>8. Computer Applications</p> 	<p><u>Technokinesis</u></p> <p>Make a small video using any software/ applications like PowerPoint, inshot etc. to show the technological growth occurred in last five years in Lakshadweep/The Andaman and Nicobar Islands.</p>

**9.
Environmental
Studies-2**



I do, I Learn

Make a 3-D model on any one of the following:

- (1) Rain Water Harvesting (<https://youtu.be/JaOgVzeE6yM>)
- (2) Means of Irrigation. For example- drip irrigation (sprinklers), tube wells etc. (<https://youtu.be/DcPR72nj-ke>)

Instructions and Suggestions:

- (1) Try to use waste material like plastic bottles, cans, CDs, used thermocol cups, straws, wool, rope, broken bangles, broomsticks etc.
- (2) Label the different parts of your model neatly by writing their names.
- (3) Please write your name, class and section on your model.