



ITL PUBLIC SCHOOL
SECTOR- 9, DWARKA, NEW DELHI-110077
CLASS - IV



सत्यमेव जयते
ONE EARTH • ONE FAMILY • ONE FUTURE



(Session 2023-24)

“What We Learn with Pleasure, We Never Forget.” - Alfred Mercier

Summer vacation is the time to rejuvenate, for strengthening family bond by sharing joys, spending good time together, pursuing your passion, sharing household chores, playing, laughing, exercising, relaxing and above all praying to the power you believe in.

Summer Activity Engagement Programme aims to inculcate a spirit of inquiry and creativity. The activities planned for enrichment and joyful learning will help you stay engaged constructively throughout the vacation.

Wishing you all a very Happy Learning!!

General Instructions:

- ✓ Follow a time-table to organise your daily routine like watching T.V, playing with friends, studying etc
- ✓ Avoid heavy and oily food and increase the intake of fresh fruits and vegetables to stay energetic throughout the day.
- ✓ Instructions for each activity has been shared, however, students are free to use their own creativity.
- ✓ Submit the activities done in vacation to the Class Teacher latest by 7th July '23.
- ✓ Revise the work done in each subject done so far.
- ✓ Stay Safe, Stay Healthy!!!

WEEK - 01 (29 MAY – 2 JUNE)

1.

Ek Bharat Shreshtha Bharat



Incredible India

Ek Bharat Shreshtha Bharat programme aims to actively enhance interaction between people of diverse cultures living in different States and UTs in India through pairing them with the objective of promoting greater mutual understanding amongst them. This year Delhi has been paired with the Andaman Nicobar Islands and Lakshadweep Islands. The given project aims to foster the spirit of Ek Bharat Shreshtha Bharat and explore the language, culture, tradition, flora, fauna, tourist places, etc. of the partner state.

Prepare a “Travel Fact File” using A4/A3 pastel sheets, pictures and drawings as per the given roll numbers:


Roll No. 1-13: Andaman and Nicobar Islands

Roll No. 14-26: Lakshadweep Islands

Roll No. 27-39: Delhi

The following attributes to be kept in mind while preparing the fact file:

- Introduction
- General Information
- Map- Capital area in words and figures
- How to Reach (Land/Air/Water transport)
- Best Time to Visit
- Local Attractions
- Sightseeing
- Flora and Fauna (Native plants and animals, state bird/animal)
- Local Cuisines
- Shopping
- Festivals celebrated
- A vigyapan (advertisement) in Hindi for attracting more tourists



WEEK – 02 (29 MAY – 2 JUNE)




2.


English




Vocabulary building






A robust vocabulary improves all areas of communication -listening, speaking, reading and writing. Let's expand our vocabulary-

Homophones are words that sound the same but are different in meaning or spelling. Homonyms are the words that share the same spelling and the same pronunciation but have different meanings.

Homonyms	Homophones
words that sound the same and spelled same BUT have different meanings	words that sound the same BUT spelled differently and have different meanings
bat  This bat only flies at night You have to hit the ball with a bat	ate / eight I ate all of my food There are eight fingers
Palm  this is the palm of my hand Look at the beautiful palm here	son / sun  My son is 5 years old The sun shines during the day



	<p>Prepare 5 flashcards in the form of wall hanging containing Homophones (R.No 1 to 20) Homonyms (R.No 21 to 39) Decorate your work as per your creativity.</p>
<p>Art and Craft</p>  	<p style="text-align: right;"><u>Me An Artist</u></p> <p>1. Do pg.9,10,22,38 in Wonderland Art Book</p> <p>2. Warli painting is a tribal art which comes from Maharashtra. Using the warli symbols of a dog, tree, house, person or any other figure, create a design in the sketch file</p> <p>3. Coaster Making- Material required: Masking tape, cork coasters, acrylic craft paint</p> <p>Position a strip of tape on each coaster and press down firmly. Paint one side and let dry completely. Remove tape and add another strip in the opposite direction. Paint one side and let dry. Remove tape and continue painting more colors as desired. Repeat to make a set.</p>
WEEK - 03 (12 JUNE – 16 JUNE)	
 	<p style="text-align: right;"><u>भाषा की बात</u></p> <p>रोल नंबर 1 से 20</p> <p>‘र’ के विभिन्न रूपों के उदाहरण ए -3 शीट पर अपने मनपसंद आकार में लिखें व चित्रों से सजाएँ।</p> <p>रोल नंबर 21 से 39</p> <p>अनुस्वार (ँ) व अनुनासिक (ं) शब्दों के उदाहरण ए -3 शीट पर अपने मनपसंद आकार में लिखें व चित्रों से सजाएँ।</p>
<p>4. Mathematics</p> 	<p><u>Let's make bricks</u></p> <p>Students should bring some clay and knead it. Put it in a small empty box of any size or type. Press the clay in the mould till the clay fits neatly in the mould. Take out the clay brick gently from the mould and let it dry in the sun. Students should decorate it and write their names on the bricks. Once dry, they can paint their bricks and use them to showcase different patterns.</p> <p>Revise the tables from 2 to 12</p> <p><u>Roll no 1-20</u></p> <p>Take an old calendar. Cut out any 6-digits from it and paste it on an A-4 size sheet. Form the smallest and the greatest 6-digit number, using each digit once and write the numbers so formed in words as well as figures using Indian and International place value system on a A3 sheet .</p>

	<p>Roll no 21-39</p> <p>Frame 5 story sum based questions on addition and subtraction. Write them on A3 size sheets using pictures.</p>
<p>5. Environmental Studies-1</p>   	<p style="text-align: center;">WEEK - 04 (19 JUNE – 24 JUNE)</p> <p style="text-align: center;"><u>DECALS FOR ANIMAL SAFETY</u></p> <p>Many of us adore our beloved pets and would never want to inflict them any suffering, however with tens of thousands of animals in shelters needing homes and animal cruelty being reported across the globe. It is our moral responsibility to take care of animals around us</p> <p>The students will watch videos by clicking on the links given below-</p> <ol style="list-style-type: none"> 1. https://youtu.be/fD3O33auZmo 2. https://youtu.be/NHL13msoYcA 3. https://youtu.be/Fm6yVtI1PH0 <p>The students will design DECALS FOR ANIMAL SAFETY</p> <ol style="list-style-type: none"> 1. The students will draw or paste the animal picture cut out and write a saying/ slogan supporting it. 2. Paste it on self-adhesive labels 3. Cover it with transparent tape to give a glossy look 3 Now cut out the picture. <p>You can now create awareness in surroundings by creating ANMAL DECALS. You can refer to the samples</p>
<p>5. Computer Applications</p> 	<p><u>Roll No 1-20</u></p> <p>Make a list of 5 beautiful beaches of Andaman and Nicobar Islands and arrange them alphabetically in a Word File. Design a collage of these beaches and use this picture your document.</p> <p><u>Roll No 21-39 Lakshadweep</u></p> <p>Make a list of 5 beautiful beaches of Lakshadweep and arrange them alphabetically in a Word File. Design a collage of these beaches and use this picture your document.</p>
<p>8. Environmental Studies-2</p>	<p style="text-align: center;">WEEK - 05 (26 JUNE – 30 JUNE)</p> <p>For the things we have to learn before we can do them, we learn by doing them. “The great aim of education is not knowledge but action.” KABAD SE JUGAD (ref. Chapter- Going to School)</p>



Explore different modes of transport used by people in different states of India for travelling. Put your creative hats to make the best out of the waste material and show your innovative skills with the recyclable waste material prepare a model of any one vehicle by **Jugaad**. Find out the reason why this vehicle is used in that particular state.

Links for reference- https://youtu.be/pLItCb_24hk

<https://www.facebook.com/watch/?v=1016011195217893>

Some pictures for your reference:

