



ITL PUBLIC SCHOOL

Summer 

Engagement Program

Class VII

Warm Greetings to all

Summer vacation is a time to exhilarate and rejuvenate oneself....It's a break from alarm clocks , all the hustle bustle of the daily routine. It's a time for fun, frolic, going for morning walks, playing and watching favourite shows and movies.

To recharge yourself, we want you all to make right choices for yourself while you dive in to utilize this summer vacations fruitfully!

- Keep yourself hydrated, drink water frequently.
- Do some physical activity, resolve to dedicate one hour to your physical health. It can be any form- Yoga, Exercises, Walking, Swimming or Dancing,
- Meditate for a calmer and stronger mind, begin with 5 minutes and resolve to increase this time as you progress in this process of mindful meditation.
- Don't treat your body like a garbage bin, eat healthy food. Start your day with seasonal fruits, drink healthy Indian beverages like Buttermilk, Bel Sharbat, Lassi etc. Make millet-based dishes. Plan a day with the family, where you treat them all to food prepared by you. And yes, we all deserve a cheat day, so treat yourself to your favourite, but-not-so-very-healthy foods in a regulated manner.
- Do one act of kindness every day. Remember, nothing is too small, or great, it's the intention with which you do the act, that counts. Help your family with work. Spend more quality time with your grandparents, Keep a pot of water outside your home premises for the thirsty animals and birds. Volunteer to help with at least one household chore every day.

The Summer Engagement Program aims to inculcate innovativeness, creativity and interest through the Art Integrated Project that has been designed for our students.

As a part of Ek Bharat Shrestha Bharat (EBSB) initiative by CBSE, Delhi has been paired with Lakshadweep and Andaman & Nicobar Islands. The idea is to establish a sustained and cultural connect between people of Delhi and the two Union Territories (Lakshadweep and Andaman & Nicobar Island).

For preparing Art Integrated Project File, you need to do structured research in order to explore and have a better understanding of these two union territories in terms of Language, Literature, Cuisine, Festivals, Cultural Events, Tourism etc.

- Please remember to keep the project **handwritten** (pictures / data etc. can be supplemented)
- The content of all subjects needs to be compiled in **one file**.
- The title of Project file cover should be

<p style="text-align: center;">EBSB ART INTEGRATED PROJECT ON DELHI – LAKSHWADEEP AND ANDAMAN & NICOBAR ISLANDS</p>

SUBJECT – ENGLISH

GENERAL INSTRUCTIONS

- Label your project appropriately related to the activity in your presentation.
- Make your project presentable and attractive for display.
- Submit your project on the scheduled date given to you.
- Prepare yourself for the presentation in which you are expected to speak about your activity, your learning experience, and the change it brought about in you.

ACTIVITY: TIMELINE TALES


Learning Outcomes:

The Timeline Tales- (Author's Corner) aims to promote literacy learning by featuring young artists and their work.

- It will enable the child to incorporate art integration into the understanding of a topic.
- It will enhance their creativity skills.
- It will enhance their vocabulary by making connections between known and unknown words.
- This activity will develop fluency and coherence in thought and speech.
- Through the above Timeline depiction, students will explore the culture/ authors of Andaman and Nicobar Islands.
- At the end of the project, students learn to use the best out of waste to create something new and imaginative.

DESCRIPTION – A timeline is a visual representation of a chronological sequence of events along a drawn line that helps a viewer understand time relationships. It is a chronological arrangement of events in the order of their occurrence.

In this project, students will select best 05 English Authors/ Writers of the Union Territory (Andaman and Nicobar Islands)



Instructions:

1. Make a list of the top Authors and Writer's of (Andaman and Nicobar Islands)
2. The Heading of the activity/ Name/ Class and Section should be prominent.
3. You can use HD images of these writers and Create a Timeline for them.
4. Add details such as (Picture of the author, D.O.B, literary work by them, native place and one Book with synopsis attached to it.)
5. Make your timelines presentable.

Materials required

- *Shoe Box*
- *colour paper*
- *scissors*
- *glue*
- *Pastel sheets*
- *Any other decorative materials as per availability*

STEP - 2

After the completion of the Activity, students will write their reflection on an A4 sheet as per the sequence given below:

- **Page 1: *Timeline Tales*** (Cover Page)
- **Page 2: *Self Reflection*** – Reflection sheet attached

STEP - 3

The students will **present their project** and narrate the story they have depicted in their Own words.

STEP - 4

Peer Assessment will be done after the submission of the project. Each student will review the work of their partners and give their opinion on it.

It will be evaluated for Internal Assessment- Term 1.

SAMPLE

Name of the author

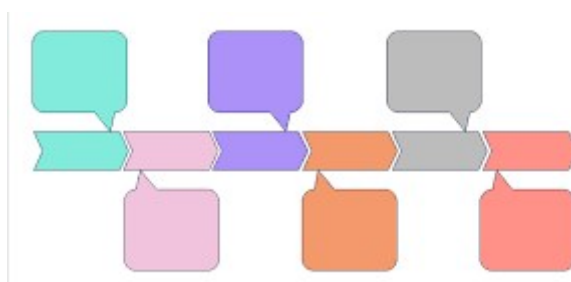
Date of Birth

Place of Birth

Literary Work

Prizes

Best Novel



VIDEOS FOR YOUR REFERENCE

<https://www.youtube.com/watch?v=i3v1JDqXt7I>

<https://youtu.be/HwRbhlQX7A4>



RUSKIN BOND

Ruskin Bond was born on 19th May 1934 to British father Alexander Bond and Anglo-Indian mother Edith Clarke in Kasauli. He did his schooling at Bishop Cotton School in Shimla. He won several writing competitions in the school.

REFLECTION SHEET



<p>3 things I LEARNED:</p> <p>1. _____</p> <p>_____</p> <p>2. _____</p> <p>_____</p> <p>3. _____</p> <p>_____</p>	<p>My FAVORITE part was:</p> <p>_____</p> <p>_____</p> <p>Because ...</p> <p>_____</p> <p>_____</p> <p>_____</p>
<p>The most CHALLENGING part was:</p> <p>_____</p> <p>_____</p> <p>Because ...</p> <p>_____</p> <p>_____</p> <p>_____</p>	<p>I am most PROUD of myself for:</p> <p>_____</p> <p>_____</p> <p>Because ...</p> <p>_____</p> <p>_____</p> <p>_____</p>

Date of submission of Project: 3 July 2023

SUGGESTED READING

- Wise and Otherwise: A salute to Life - Sudha Murthy
- The One and Only Ivan - Katherine Applegate
- Three Thousand Stitches: Ordinary People, Extraordinary Lives - Sudha Murthy
- The House of Secrets - Terry Lynn Thomas
- Julius Caesar- William Shakespeare

SUBJECT – MATHEMATICS

GENERAL INSTRUCTIONS

- Label your project appropriately related to the activity in your presentation.
- Make your project presentable and attractive for display.
- Submit your project on the scheduled date given to you.
- Prepare yourself for the presentation in which you are expected to speak about your activity, your learning experience.

ACTIVITY-1 Architecture of Cellular Jail

Andaman & Nicobar Islands

The cellular jail, also known as Kala Pani was a British colonial prison in the Andaman & Nicobar Islands. Today, the complex serves as a national memorial monument.

Make a project on the architecture of the cellular jail of Andaman & Nicobar Islands considering its mathematical aspect.



ACTIVITY-2 Bar Graph

Observe the population of the given 5 Union Territories (UT's) of India in the given table and answer the following questions.

S.No.	Union Territories	Population
1	Andaman & Nicobar Islands	380581
2	Dadra and Nagar Haveli and Daman and Diu	585764
3	Lakshadweep	64473
4	Ladakh	274000
5	Chandigarh	1055450

1. Which is the most populated Union Territory?
2. Which is the least populated Union Territory?
3. Find the difference between the most and the least populated Union territories.
4. Arrange the data in Ascending and descending order.
5. Put commas as per the Indian and international system.
6. Make a bar graph of the above data.

Learning Outcomes:

- It will enhance the creativity of the students.
- It will enable the child to incorporate art integration into the understanding of a topic.
- It will enhance their understanding of various shapes.
- Students will showcase their creativity in making the architecture of cellular jail.

Instructions:

- Do the project in a scrapbook.
- The cover page of the project should be designed using geometrical shapes.

Date of submission of Project: 3 July 2023


Activity

Informational booklet on flora found in Andaman and Nicobar Island

Learning outcomes

- To understand different flora found in Andaman and Nicobar Island.
- To know the conditions required for the flora to survive in island

SDG 13(Climate change), SDG 15 (Life on land)



Prepare a booklet showing different varieties of flora found in different parts of Andaman and Nicobar island like northern part, southern part, and middle part of the island.

- Mention the type of soil, climatic conditions, etc required for them to grow.
- Compare the flora found in Andaman and Nicobar Island and Delhi.
- Also mention the extinct and endangered flora of Andaman and Nicobar Island.

SUBJECT - SOCIAL SCIENCE

Name of the activity: The Savory Sage

Description of the activity:

Students are required to present the recipes of the famous cuisines of the given Union territories in the Scrapbook. You are requested to write nutritional value and history if any, of those recipes too. Supplement your scrapbook with pictures (preferably colored).

Learning Outcomes:

- It will enhance their knowledge about the varieties of food.
- To appreciate the cultural diversity in food.
- It will articulate the sociological and cultural aspects of food.
- Apply nutritional value in their lifestyle.
- Able to conduct healthy food preparation.

Material required: Scrapbook, Images of cuisines, fevicol, Sketch pens

Note- Each student will take up 5 recipes.

- Roll no 1-13 : Andaman and Nicobar Islands
- Roll no 14-26: Delhi
- Roll no 27 Onwards: Lakshadweep Islands

Hands on activity-

You can try any one of the recipes at home and tag your picture along with the dish. (OPTIONAL)



SUBJECT - FRENCH

Name of the activity:

Concevez la Brochure d' Itineraire (ITINERARY BROCHURE) - Passez quelques jours incroyables sur les belles îles!

Description of the activity:

In this activity, students will prepare an Itinerary in the form of a brochure related to “Andaman and Nicobar Islands or Lakshadweep”. They may list down the following things in their brochure:


- Time span to explore the region (2-3 days trip)
- touristic spots/destinations
- fun activities
- local cuisine
- any particular **regional festival** that could be attended in that particular set of season/time span
- best time to visit the place
- budget for visiting the places
- clothing culture of localites / inhabitants of that region.
- Famous restaurants, markets

Learning Outcomes:

- Students will get to know about the culture of Union Territory.
- Their Creative and Critical Thinking skills will be enhanced.
- They will have the ability to incorporate art to the subject.
- Their French vocabulary will also be enriched.

Material required: A3/A4 size sheet/ pictures /fevicol / coloured pens.

SAMPLE OF BROCHURE & IDEAS REQUIRED FOR RESEARCH



Recommended sites: www.google.com , www.google.fr , Pinterest

Note: The brochure to be prepared by the student on the place allotted; as per the roll number.

Roll No's

1-17

18 and above

Place

Lakshadweep

Andaman & Nicobar Islands

SUBJECT - CODING

Activity

Design a well formatted brochure as guide for a Vacation trip for 5 days and 6 nights trip for Andaman Island.

Learning Outcome –

1. Students will understand why determining purpose and audience is necessary in order to be an effective writer while creating a brochure.
2. Students will be able to present the content in the structured and formatted way using different tools canva, MS Word etc.

It can include some of the following details:

1. Travel logistics:
This includes **information about transportation options, accommodation, and visa requirements**, as well as practical tips on how to get around the destination.
2. Cultural and historical information:
This includes information about the **local culture, customs, and history of the destination**. It may cover topics such as local customs and traditions, historical landmarks and monuments, and museums and galleries.
3. Local attractions:
This includes information about **popular tourist attractions** in the area, including natural landmarks, theme parks, and other points of interest.
4. Food and drink:
This includes information about **local cuisine**, recommended restaurants and cafes, and tips on where to find the best food in the area.
5. Safety and security:
This include information about potential risks and hazards in the destination, as well as tips on how to stay safe while traveling.
6. Other practical tips:
This includes information about **currency exchange, weather conditions**, local events, and other important details that may affect the traveller's experience.



Following links can be referred–

<https://www.canva.com/brochures/templates/>
<https://venngage.com/features/brochure-maker>

For submission, upload softcopy of your work according to the given section wise GC code

- VII A n3pmbdx
- VII B afdk6ce
- VII C zddsqhl
- VII D a7arjqp
- VII E o3uyyd2

विषय - हिन्दी

एक भारत श्रेष्ठ भारत

एक सांस्कृतिक पहल :

1- लक्षद्वीप अथवा अंडमान-निकोबार द्वीप समूह में पहने जाने वाले विभिन्न परिधानों (महिलाओं व पुरुषों दोनों के) तथा वहाँ की जलवायु व वातावरण के अनुकूल होने की विशेषताओं को प्रदर्शित करते हुए एक सुंदर व आकर्षक विज्ञापन बनाइए। उन्हें रंगीन चित्रों व जानकारियों सहित ए 3 साइज शीट पर प्रस्तुत कीजिए।



उत्तम गुणवत्ता वाले वस्त्र खरीदें
और पहनें
मौसम के अनुकूल व आरामदेह

अधिगम के प्रतिफल (परिणाम)

1- विद्यार्थी अंडमान-निकोबार द्वीप समूह और दिल्ली दोनों राज्यों की संस्कृति व परंपराओं , सांप्रदायिक सौहार्द व परस्पर सहिष्णुता के बारे में विस्तार से जानकारी ग्रहण कर सकेंगे।

2- दोनों राज्यों के विशेष परिधानों तथा मौसम के अनुकूल निर्मित होने के कारणों के बारे में जानकारी ग्रहण कर सकेंगे।

आवश्यक जानकारी :

अनुक्रमांक 1-20 के लिए

- समस्त जानकारियाँ व चित्रों का संकलन ए 3 आकार की शीट पर आकर्षक रूप में प्रस्तुत कीजिए।
- लेखन कार्य स्पष्ट भाषा में प्रस्तुत करें व स्वच्छता का विशेष ध्यान दीजिए।
- यथासंभव रंगीन चित्र का व रंगीन पेन का प्रयोग करके कार्य आकर्षक रूप में प्रस्तुत कीजिए।
- अपने विज्ञापन कार्य का एक रोचक नाम दें।
- अपना पूर्ण परियोजना कार्य समय पर कक्षा में जमा कराएं।
- कक्षा में अपने कार्य अनुभव और आपने नया क्या सीखा आदि के विषय में बताएं।

उदाहरण के लिए व अन्य जानकारी को प्राप्त करने के लिए निम्नलिखित लिंक पर जा सकते हैं-

<https://nikhilbharat.com/about-andaman-and-nicobar-islands-in->

[hindi/https://www.indianetzone.com/9/costumes_andaman_nicobar_islands.htm](https://www.indianetzone.com/9/costumes_andaman_nicobar_islands.htm)

भारत की धरती सोना उगले :

2-अंडमान-निकोबार द्वीप समूह अथवा लक्षद्वीप समूह की जलवायु तथा वहां की प्रमुख फसलों, वृक्षों, समुद्री भोजन तथा अन्य खाद्य पदार्थों की विशेषताओं का लिखित विवरण ए 4 आकार की शीट का प्रयोग करते हुए चित्र सहित स्कैप बुक में सुसज्जित करके आकर्षक रूप में प्रस्तुत कीजिए।



अधिगम के प्रतिफल (परिणाम)

1- अंडमान-निकोबार द्वीप समूह अथवा लक्षद्वीप समूह के विशेष व्यंजनों तथा फलों व वन संपदा की जानकारी प्राप्त कर सकेंगे।

2- वहाँ की जलवायु व प्राप्त होने वाली फसलों तथा उनके पोषक तत्वों की जानकारी प्राप्त कर सकेंगे।
आवश्यक जानकारी :

अनुक्रमांक 21-39 के लिए

- समस्त जानकारियाँ व चित्रों का संकलन अलग-अलग पृष्ठ पर स्पष्ट शब्दों में प्रस्तुत करें।
- यथासंभव रंगीन चित्र का व रंगीन पैन का प्रयोग करके कार्य आकर्षक रूप में प्रस्तुत कीजिए।
- ए 4 आकार की शीट का प्रयोग करते हुए चित्र सहित स्कैप बुक बनाएं।
- लेखन कार्य स्पष्ट भाषा में प्रस्तुत करें व स्वच्छता का विशेष ध्यान दीजिए।
- स्कैप बुक के मुख्य पृष्ठ को आकर्षक रूप में सुसज्जित करें व एक रोचक नाम दें।
- अपना पूर्ण परियोजना कार्य समय पर कक्षा में जमा कराएं।
- कक्षा में अपने कार्य अनुभव और आपने नया क्या सीखा आदि के विषय में बताएं।

उदाहरण के लिए व अन्य जानकारी को प्राप्त करने के लिए निम्नलिखित लिंक पर जा सकते हैं-

<https://www.and.nic.in/andhindi/andaman/flora.php>

<https://www.swantour.com/blogs/food-of-andaman-and-nicobar-islands/>

विषयः - संस्कृतम्

विषयः - आहारविहारगतिविधयः

छात्राः अण्डमान निकोबारद्वीपसमूहस्य तथा लक्षद्वीपक्षेत्रस्य विशेषता तत्रत्य आहारविहारस्थितिः पर्यटकस्थानानि सामान्यजीवनञ्च इति विषये सचित्रं दशवाक्येषु विवेचनं कुर्वन्ति ।



- मानचित्रनिर्माणं कृत्वा तत्रत्य पर्यटकस्थलानां नामानि लिखन्ति ।

अधिगमपरिणामाः - छात्राः अण्डमाननिकोबारलक्षद्वीपप्रदेशयोः आहारविहारादिविषये पर्यटकस्थानानां तथा तत्रत्यजीवनविषये ज्ञातुं प्रभवन्ति ।