



# ITL PUBLIC SCHOOL

# Summer

# Engagement

# Program

## Class X

### ***Warm Greetings to all!!!***

Summer vacation is a time to exhilarate and rejuvenate oneself.....It's break from alarm clocks , all the hustle bustle of the daily routine. It's a time for fun, frolic, going for morning walks, playing and watching favourite shows and movies.

To recharge yourself, we want you all to make right choices for yourself while you dive in to utilize this summer vacations fruitfully!

- Keep yourself hydrated, drink water frequently.
- Do some physical activity, resolve to dedicate one hour to your physical health. It can be any form- Yoga, Exercises, Walking, Swimming or Dancing,
- Meditate for a calmer and stronger mind, begin with 5 minutes and resolve to increase this time as you progress in this process of mindful meditation.
- Don't treat your body like a garbage bin, eat healthy food. Start your day with seasonal fruits, drink healthy Indian beverages like Buttermilk, Bel Sharbat, Lassi etc. Make millet-based dishes. Plan a day with the family, where you treat them all to food prepared by you. And yes, we all deserve a cheat day, so treat yourself to your favorite, but-not-so-very-healthy foods in a regulated manner.
- Do one act of kindness every day. Remember, nothing is too small, or great, it's the intention with which you do the act, that counts. Help your family with work. Spend more quality time with your grandparents, Keep a pot of water outside your home premises for the thirsty animals and birds.

Volunteer to help with at least one household chore every day.

The Summer Engagement Program aims to inculcate innovativeness, creativity and interest through the Art Integrated Project that has been designed for our students.

As a part of Ek Bharat Shrestha Bharat (EBSB) initiative by CBSE, Delhi has been paired with Lakshadweep and Andaman & Nicobar Islands. The idea is to establish a sustained and cultural connect between people of Delhi and the two Union Territories (Lakshadweep and Andaman & Nicobar Island).

For preparing Art Integrated Project File, you need to do a structured research in order to explore and have a better understanding of these two union territories in terms of Language, Literature, Cuisine, Festivals, Cultural Events, and Tourism etc.

- Please remember to keep the project **handwritten** (pictures / data etc. can be pasted)
- The content of all subjects need to be compiled in one file, except **Economics** for which a separate file has to be made by each student.
- The title of Project file cover should be

EBSB ART INTEGRATED PROJECT ON DELHI – LAKSHWADEEP AND ANDAMAN & NICOBAR ISLANDS
--

## SUBJECT - MATHEMATICS

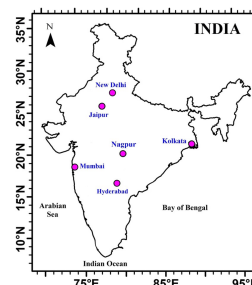
A coordinate framework is required for defining the precise location of a place in the actual world. To assign geographic locations, a particular coordinate system known as the geographical coordinate system is utilised. When weather forecasters watch storms in real life, they note the absolute position on a regular basis to see the storm's route and try to anticipate the storm's future path based in part on these discoveries.

**ACTIVITY:** Finding the coordinates of the four major metro cities Delhi, Mumbai, Kolkata, Bengaluru Chennai, Lakshadweep and Andaman and Nicobar Islands.

Also, calculate distances between all the cities using coordinate geometry

**LEARNING OUTCOMES:** The student

- Locates the position of places in the Cartesian plane.
- applies the concept of distance formula to real life situations.,
- Finds the coordinates of the mid points in the Cartesian plane.



**DESCRIPTION OF THE ACTIVITY:**

- The students will locate the positions of of the five major metro cities Delhi, Mumbai, Kolkata, Chennai, Lakshadweep and Andaman and Nicobar islands., Lakshadweep and Andaman and Nicobar islands on the political maps of India..

Place	Coordinates	Place	Coordinates
Delhi		Mumbai,	
Kolkata,		Chennai,	
Lakshadweep		Andaman and Nicobar islands	
Bengaluru			

- They will find the distances between the places marked. taking latitude as x coordinate and longitude as y coordinate

Distance	Kolkata	Mumbai	Chennai	Bengaluru	Lakshdweep	Andaman and Nicobar islands
Delhi						
Kolkata						
Mumbai						
Chennai						
Bengaluru						

**Note:** You may round off the latitude and longitude to nearest place.

They will also find the coordinates of the positions of places lying in the midway of the any four places.

## SUBJECT – SCIENCE

### Topic:

Roll No. 1 to 19- Climate–Adaptive Solutions For Agriculture In The Islands Of Lakshadweep And Andaman & Nicobar

Roll no. 20 to 39 -Coral Reefs And Their Role In Providing Habitat For A Large Variety Of Marine Life In The Islands Of Lakshadweep And Andaman & Nicobar



### Learning outcomes :

- 1.Students will be able to understand the issues faced by farmers and techniques they all use to overcome from the problems.
- 2.Students will be sensitised towards sustainable agriculture and the urgent need of switching to organic farming practices
- 3,Students will be aware of coral reefs and their role in protecting the coastlines from calamities providing shelter to different species
- 4.Students will be sensitised towards several UN SDGs



**SDGs catered**—SDG 2(zero hunger), SDG 3 (Good health and well being), SDG 12(Responsible consumption and production)

### Procedure:

Students( Roll no.1-19) to collect the information about the *climate-resilient resource conserving technologies* used by farmers with the help of local scientists in the regions of Lakshwadeep and Andaman & Nicobar Islands. These islands face serious issues environmental, climatic and geological threats. Climate resilient farming solutions not only protect natural resources such as land and water but also offer sustainable income for farmers and solutions to practise organic farming in tough solutions. The techniques and data shall be presented as a report on A4 sheets. Enhance the presentation using suitable graphs, pictures and data .



**Students( Roll no.20-38** to collect the information about Coral reefs in the regions of Lakshwadeep and Andaman & Nicobar Islands. The role these coral reefs play to protect coastlines from storms and erosion, provide jobs for local communities, and offer opportunities for recreation. They are also a source of food and new medicines. Over half a billion people depend on reefs for food, income, and protection.. The information shall be presented as a report on A4 sheets. Enhance the presentation using suitable graphs, pictures and data

### Useful links

[https://krishi.icar.gov.in/jspui/bitstream/123456789/39357/1/Organic%20Farming\\_AN%20Islands.pdf](https://krishi.icar.gov.in/jspui/bitstream/123456789/39357/1/Organic%20Farming_AN%20Islands.pdf)

<https://www.rural21.com/english/archive/2019/04/detail/article/andaman-islands-farmers-take-on-climate-adaptive-solutions-for-agriculture.html>

[https://en.wikipedia.org/wiki/Coral\\_reefs\\_in\\_India](https://en.wikipedia.org/wiki/Coral_reefs_in_India)

[https://nbaindia.org/uploaded/docs/ncb\\_jan\\_06\\_12.pdf](https://nbaindia.org/uploaded/docs/ncb_jan_06_12.pdf)

## **SUBJECT – SOCIAL SCIENCE**

### **Economics-Project Title: Consumer Rights (Separate Project File to be made)**

The overall objective of the project work is to help students gain an insight and pragmatic understanding of the theme and see all the Social Science disciplines from interdisciplinary perspective. It should also help in enhancing the Life Skills of the students. Students are expected to apply the Social Science concepts that they have learnt over the years in order to prepare the project report. If required, students may go out for collecting data and use different primary and secondary resources to prepare the project. If possible, different forms of Art may be integrated in the project work.

The main objective of the Consumer Protection Act is to provide better protection of consumers and establish a strong mechanism for the settlement of consumer disputes. The Consumer Protection Act seeks right to:

- Protect against the marketing of goods which are hazardous to life and property;
- Inform about the quality, quantity, potency, purity, standard and price of goods to protect the consumer against unfair trade practices;
- Assure, wherever possible, access to an authority of goods at competitive prices;
- hear and to assure that consumers interests will receive due consideration at appropriate forums;
- Seek redressal against unfair trade practices or unscrupulous exploitation of consumers; consumer education.

### **Project file should be made in the given sequence-**

1. Cover page with Title- **Consumer Right**
2. Index
3. Acknowledgement
4. Introduction of the topic- 10- 15 pages (only of Introduction)
5. Methodology- How will you conduct your research:
  - Sample Survey
6. Questionnaire- The questionnaire should have 15 questions. It should include -
  - Close-ended Questions
7. Observation and Data Analysis
  - Interpret **ALL Questions** either through a Pie-Chart or a Bar-Diagram
8. Conclusion
9. Bibliography

**Introduction of the Project shall include the following-**

- Meaning of Consumer awareness and rights.
- Different types of consumer rights.
- How to seek redressal
- How can Consumers be more responsible consumers?
- Taking Consumer movement forward.

**Important Instructions for Presentation of the Project-**

- Students to do the Project neatly on A-4 size sheets.
- Showcase your creativity in terms of cartoons, images etc for each Consumer Right.
- Blank side will be used to make diagrams on graph sheets (examples bar-diagrams, pie-charts, etc).
- Make use of mind maps, flow charts or any other diagrammatic representation
- In case of secondary data mention the source of the data.

**Social Science - History****Title-The Colonial Legacies**

Students will focus on Delhi and Andaman & Nicobar Islands.

Roll numbers 1-20 will explore, research and write about: a) History b) Architecture c)

Significance; about the following from **Delhi**:

- a) Mutiny Memorial.
- b) Flagstaff Tower
- c) St. James Church

Roll numbers 21-40 will explore, research and write about the following from **Andaman & Nicobar Islands**:

- a) Netaji Subhash Chandra Bose Island- students will focus on the status of this island under British and its present condition.
- b) Param Vir Chakra Memorial- students will focus on the history of the memorial, as to who built it and its significance.
- c) Cellular Jail- students will focus on its History, Architecture and condition of the inmates under the British.

**Compiling the project:**

- a) Students will write on A4 size, lined sheets.
- b) The Project will be supplemented with relevant pictures (preferably coloured) and the pictures should be well-labelled.

- c) The project will also consist of -i) Acknowledgement ii) Index iii) Page numbers iv) Bibliography.

**Suggested Activities:**

- ❖ Students can visit **Delhi Haat / Craft Museum** or any other place in their city especially with some focus on Andaman and Nicobar or Lakshadweep or both. While visiting such places if they come across any **souvenir**, work, craft of the partnered UTs, they can buy it, if convenient or simply document the same in the form of a selfie or picture.
- ❖ Students can cook some famous **cultural dishes** of Andaman & Nicobar Island or Lakshadweep or both. They can document this fun filled learning activity by taking selfies or videos and tag them on social media.

**Learning Outcome:**

**Student will be to -**

- 1) Critically examines the various aspects of colonialism as exercised in the Andaman & Nicobar Islands and Delhi.
- 2) Appreciates the role of Andaman and Nicobar Islands and Delhi in the making of the History of India.
- 3) Extends and stretches his/her understanding on the concept of colonialism, along with its impact on the socio-economic fabric of India.

## **SUBJECT- ARTIFICIAL INTELLIGENCE**

- Identify any one problem which is faced by the people of Andaman and Nicobar Island.
- Explain all the steps of AI project cycle for finding a solution of that problem. Try to create a prototype of your solution.

### **Learning Outcome:**

- Students will be able to understand the use of technology in not only finding a solution for a problem, but to identify the problem also.
  - They will be able to relate problem to SDGs. This will also help them to have empathy for people of the society who are facing different types of problems
- Take a printout of your work and arrange in a file.
  - Sample of file is shown below.
  - Cover your file with white cover.





## SUBJECT ENGLISH

### TRAVELOGUE:

To enhance the students' eye for details and to promote the culture of Andaman & Nicobar Islands, the partner Union Territory of Delhi, students will prepare a **Travelogue**.

### Learning Outcomes

1. Recognizes and appreciates cultural experiences and diversity of Andaman and Nicobar Islands.
2. Interprets information, graphs, maps, data etc. of Andaman and Nicobar Islands to make a travelogue
3. collects and presents information in the form of a travelogue to promote tourism of Andaman and Nicobar Islands
4. This activity will promote higher level thinking skills.

### WHAT IS A TRAVELOGUE?

A travelogue is an illustrated representation of a place carrying beautiful pictures of all the tourist attractions and activities one can do, along with details on how to plan to visit that place. Look at the sample of travelogue given below:



### STEPS:

1. Students will research on the **tourist attractions, activities and food of Andaman and Nicobar Islands**.
2. They will collect **pictures** of the main tourist attractions along with **important information** about those places.

### HOW TO MAKE A TRAVELOGUE:

1. The students will collect pictures of **main tourist attractions, activities and food of Andaman and Nicobar Islands**.
2. Simultaneously, they will also search for information on the following pointers:
  - Mode of transport to visit
  - Best time to visit
  - Essentials to carry (if any)
3. Using their own creativity, students will place the pictures and the related information on the brochure.
4. The students can refer to the YouTube link given below:  
<https://www.youtube.com/watch?v=j3aZYiOWI9E>

### POINTS TO NOTE:

1. This will be an **individual project**.
2. Students will use coloured A4/**handmade sheet** to make the travelogue.
3. Photos on the travelogue must be **coloured**.

## SUBJECT- FRENCH

**Name of the activity:** Documentary Review (La revue du documentaire d' eco-tourisme)

**Description of the activity:** Description of the activity: In this activity, students will watch a few sets of documentaries showcasing the **developmental plans of eco-tourism** in Lakshadweep and Andaman and Nicobar Islands.

### GENERAL INSTRUCTIONS:

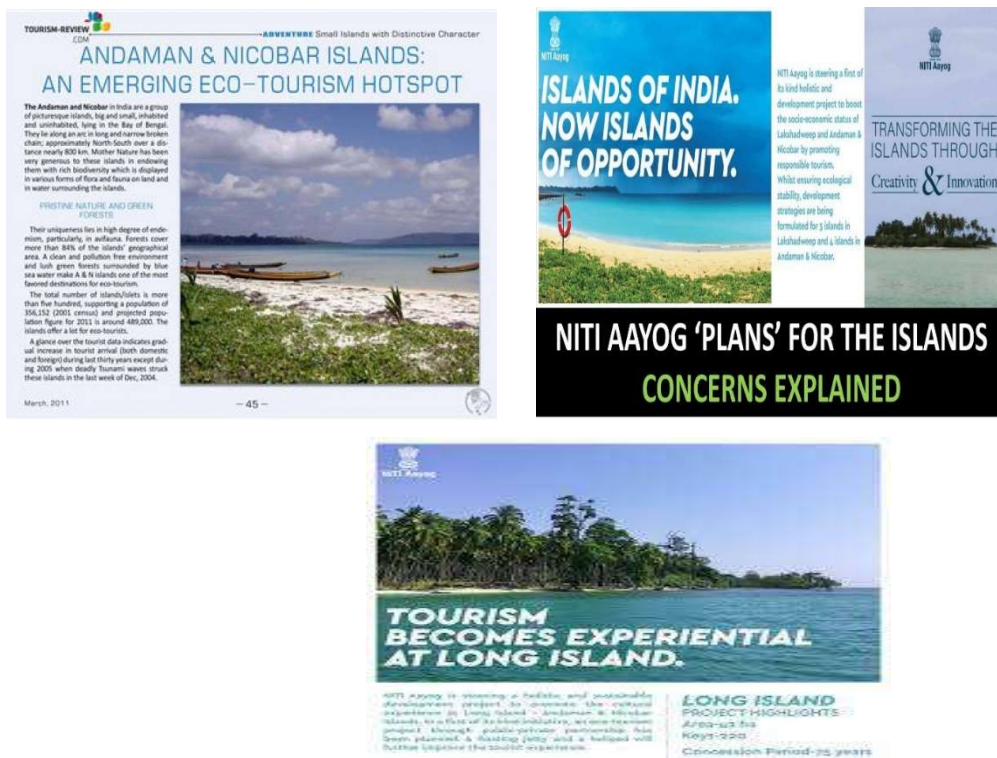
- You can take help from internet to search for the content exploring following sites:

[www.google.com](http://www.google.com)

[www.google.fr](http://www.google.fr)

- The work should be presentable and attractive for display.
- Mention the name of the activity clearly while submitting the Holiday Homework.


### IDEAS FOR RESEARCH WORK



## विषय हिंदी

किसी मानवसमूह की वह साझी अभिव्यक्ति लोक कथा है जो लोगों के द्वारा विभिन्न रूपों में अभिव्यक्त होती है। सबसे महत्वपूर्ण यह है कि कुछ निश्चित शैलियों में ढली लोककथाओं के अनेक संस्करण उसके नित्य नई विशेषताओं व चरितों से युक्त होकर विकसित होने के प्रमाण हैं।

लक्षद्वीप के लोगों में प्रचलित लोक कथाओं का अध्ययन करते हुए चित्र सहित कोई दो लोक कथाएं वर्णित करते हुए परियोजना कार्य तैयार कीजिए। (रोल नं 1 से 19 तक )



अंडमान और निकोबार द्वीप समूह के लोगों में प्रचलित लोक कथाओं का अध्ययन करने के उपरांत कोई दो लोक कथाएं वर्णित करते हुए चित्र सहित परियोजना कार्य तैयार कीजिए। (रोल नं 20 से 39 तक )



## विषयः - संस्कृतम्

विषयः - लक्षद्वीपे जीवनशैली वातावरणञ्च ।

छात्राः न्यूनातिन्यून विंशतिवाक्येषु लक्षद्वीपप्रदेशस्य जनजाति, भाषावैविध्यम्, वातावरणं, भौगोलिकता, सांस्कृतिकपरिवेशः, वैविध्यम् चेति विषयेषु ज्ञानं संगृह्य स्व सामर्थ्यानुगुणं वाक्यानि रचयन्ति । प्रत्येकस्य चित्राण्यपि प्रस्तुवन्ति ।



- पठ्यक्रमे निहितान् अव्ययपदान् स्वीकृत्य संस्कृतवाक्यानि रचयत् ।