

St. Mary's School, Dwarka
Practice Worksheet (April-May)

Class: I
Subject: English

Topic: L-1, Picnic with Pixi

Name: _____ Sec: _____ Date: _____ Roll No: _____

1. Read the passage and tick the correct option.

Jim has a friend. His name is John. He plays with him. They go to the park daily.
They love to play together. John has a beautiful toy car. It is red in colour.

a) Jim has a _____.

i) friend

ii) cats

iii) toy

b) They go to the _____ daily.

i) zoo

ii) shop

iii) park

c) John has a beautiful toy _____.

i) car

ii) doll

iii) pen

d) The toy car is _____ in colour.

i) blue

ii) yellow

iii) red

e) Find the words from the passage that rhymes with-

i) clay - _____

ii) bed - _____

f) Make sentences with the given words.


i) play- _____


ii) car - _____

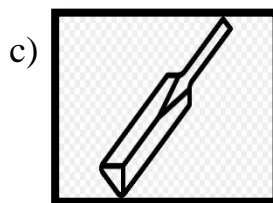
2. Choose the correct option and fill in blanks.


- a) _____ family is in a park. (Sharma / Modi)
- b) Pixi is a pet _____. (cat / dog)
- c) Pixi wants to catch the _____. (butterflies / bubbles)
- d) Shaan and Aina play with a _____. (ball / doll)
- e) The Modi family puts the packets in the _____. (box / bin)

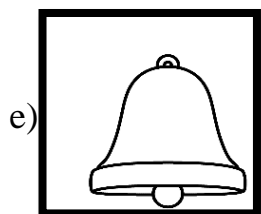
3. Look at the pictures and write the correct words.

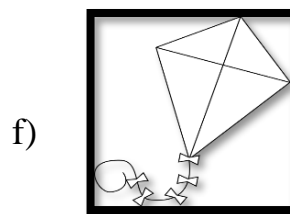






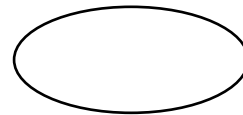
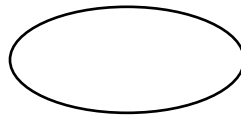
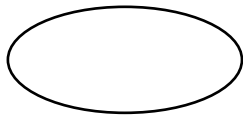
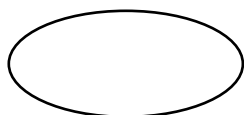
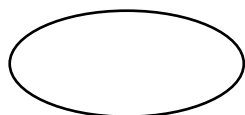






4. Arrange the given words in alphabetical order of the first letter.

duck, ant, girl, soft, pot



5. Read and underline the vowels in the given words.

a) elephant

b) umbrella

c) garden

d) orange

St. Mary's School, Dwarka
Practice Worksheet (April - May)
Class: I
Subject: Hindi

Topic : वर्णमाला

अब बस कर

करन कलम पकड़

अकबर, अनवर, असलम

रमा टमाटर ला

Name: _____ Sec: _____ Date: _____ Roll No: _____

1. खाली स्थान भरिए -

क _____ ग _____ ड _____

च _____ ज झ _____

_____ ठ _____ ढ _____


_____ थ _____ ध _____

_____ ब _____ म _____

य _____ ल _____

श _____ स _____


2. दिए गए चित्रों को देखकर नाम लिखिए—




क)



ख)



ग)



घ)

3. अक्षरों को जोड़कर शब्द बनाइए—

क) श + र + ब + त = _____

ख) ब + र + ग + द = _____

ग) अ + म + न = _____

घ) प + र + व + ल = _____

ड) छ + ल = _____

च) म + न = _____


4. चित्रों को देखकर सही अक्षर पर गोला लगाइए-

क)




ढ त

ख)



अ आ

ग)



अः अं

घ)



उ ऊ

5. नीचे दिए गए शब्दों के मिलते-जुलते शब्द लिखिए—

क) रस — _____, _____

ख) ताला — _____, _____

ग) पवन — _____, _____

6. सही शब्द चुनकर खाली स्थान भरिए —

क) रमा _____ ला। (टमाटर/गाजर)

ख) करन _____ पकड़। (सड़क/कलम)

ग) राधा _____ जा। (बाज़ार/पाठशाला)

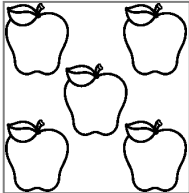

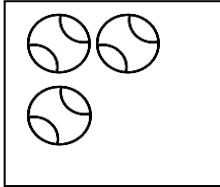

घ) अकबर _____ कर। (कसरत/गड़बड़)

St. Mary's School, Dwarka
Practice Worksheet (April - May)
Class: I
Subject: Mathematics



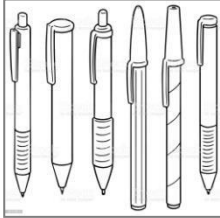

Topic: Ch-1, Numbers 0 to 10
Ch-2, Number Bond (5)

Name: _____ Sec: _____ Date: _____ Roll No: _____



1. Tick (✓) the box which has more number of pictures.

<p>a)</p> <div style="display: flex; justify-content: space-around;"> <div style="text-align: center;">  </div> <div style="text-align: center;">  </div> </div> <div style="display: flex; justify-content: space-around; margin-top: 20px;"> <input style="width: 40px; height: 40px; border: 1px solid black;" type="checkbox"/> <input style="width: 40px; height: 40px; border: 1px solid black;" type="checkbox"/> </div>	<p>b)</p> <div style="display: flex; justify-content: space-around;"> <div style="text-align: center;">  </div> <div style="text-align: center;">  </div> </div> <div style="display: flex; justify-content: space-around; margin-top: 20px;"> <input style="width: 40px; height: 40px; border: 1px solid black;" type="checkbox"/> <input style="width: 40px; height: 40px; border: 1px solid black;" type="checkbox"/> </div>
---	--

2. Tick (✓) the box which has less number of pictures.

<p>a)</p> <div style="display: flex; justify-content: space-around;"> <div style="text-align: center;">  </div> <div style="text-align: center;">  </div> </div> <div style="display: flex; justify-content: space-around; margin-top: 20px;"> <input style="width: 40px; height: 40px; border: 1px solid black;" type="checkbox"/> <input style="width: 40px; height: 40px; border: 1px solid black;" type="checkbox"/> </div>	<p>b)</p> <div style="display: flex; justify-content: space-around;"> <div style="text-align: center;">  </div> <div style="text-align: center;">  </div> </div> <div style="display: flex; justify-content: space-around; margin-top: 20px;"> <input style="width: 40px; height: 40px; border: 1px solid black;" type="checkbox"/> <input style="width: 40px; height: 40px; border: 1px solid black;" type="checkbox"/> </div>
---	--

3. Count and write the number names.

<p>a)</p> 	<p>_____</p>
<p>b)</p> 	<p>_____</p>

4. Fill in the missing numbers.

a)

5

6

8

b)

9

7

5

5. Fill in the missing letters and complete the number names.

a) s ___ v ___ n

b) f ___ v ___

c) t ___ r ___ e

d) t ___ n


e) e ___ g ___ t

f) o ___ e

6. Match the following.



i) two ()



ii) four ()




iii) seven ()

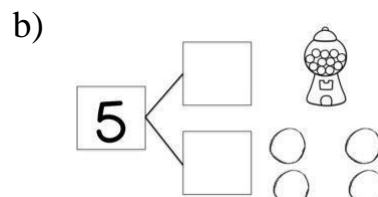



iv) three ()

7. Count and write the total number of each item listed below.



8. Complete the number bond of 5.



St. Mary's School, Dwarka
Practice Worksheet (April-May)
Class: I
Subject: Language Practice




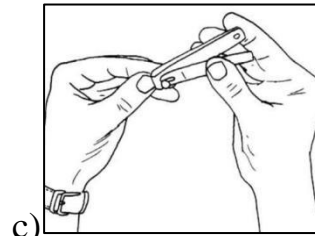

Topic: L-1, My Body; L-2, Meet My Family

Name: _____ **Sec:** _____ **Date:** _____ **Roll No:** _____

1. Fill in the blanks with the suitable word from the brackets.

- a) Nose helps us to _____. (feel / breathe)
- b) We should brush our teeth _____ a day. (thrice / twice)
- c) We know people by looking at their _____. (faces / fingers)
- d) Your father's sister is your _____. (aunt / uncle)


2 Colour the activities which keep our body clean and healthy.



3. Name the following parts of our body-

- a) The largest organ of our body.
- b) It allows our head to turn.
- c) It helps to write, hold, and eat.
- d) It helps to dance, run, and skate.
- e) We smell with it.

4. Label the different parts of the body in the given picture.



5. Write 'T' for true and 'F' for false statements.

- a) We should use sharp objects to clean our ears. _____
- b) Eyes are considered as sensory organs. _____
- c) Your mother and father are your grandparents. _____
- d) We should trim our nails from time to time. _____
- e) Your uncle's and aunt's children are your cousins. _____
- f) We should take bath every day. _____

6. Match the following.

- | | | |
|---------------------------|--------------|-------|
| a) mum's or dad's brother | ears | _____ |
| b) chew | grandparents | _____ |
| c) walk | uncle | _____ |
| d) listen | mouth | _____ |
| e) mum's or dad's parents | teeth | _____ |
| f) speak | legs | _____ |

St. Mary's School Dwarka
Practice Worksheet (April-May)
Class: I
Subject: Computer Science

Topic: Lesson-1: Computer -A Magic Machine

Lesson-2: Computer-Its Parts and Uses

Name:_____ **Section:** _____ **Date:**_____ **Roll No:** _____

1) Tick the correct answers.

a) The things made by nature are _____things.

i) natural

ii) electronic

iii) man made

b) Laptop is an _____ machine.

i) battery

ii) electronic

iii) manual

c) The machine that entertains you _____.

i) car

ii) television

iii) microwave

d) _____looks like a Television screen.

i) CPU

ii) Mouse

iii) Monitor

e) The buttons on a keyboard are called _____.

i) button

ii) keys

iii) mouse

2) Fill in the blanks with the correct words from the brackets.

a) Computer is a smart _____(machine/ human)

b) The things made by man are called _____things. (man made/ natural)

c) Manual machines are run by _____(man/computer)

d) A computer has _____main parts. (four/five)

e) _____help you to draw and paint.
(Computers/Refrigerator)

3) Write T for true and F for false statements.

a) Pencils are created by nature. []

b) Mobile is an electronic device. []

c) You cannot make drawings with a computer. []

d) Mouse is the brain of a computer. []

e) You can type your name with the help of a keyboard. []

4) Write name of two machines which


a) Helps us to move faster

b) Help us to work with ease at home

c) Entertain us

5) Look at the pictures given below and Write N for natural, M for man made things in the box.

a)



b)



c)



d)



6) Encircle the electronic things.

a)



b)



c)



d)



7) Color the different parts of the computer with the color given below.

Monitor- yellow, Keyboard- pink, CPU- yellow, Mouse- red

