

**St. Mary's School, Dwarka**  
**Practice Worksheet (April- May)**  
**Class: II**  
**Subject: English**

**Topic: L-1, Fun with Friends**  
**L-2, The Balloon Race**

**Name: \_\_\_\_\_ Sec: \_\_\_\_\_ Date: \_\_\_\_\_ Roll No: \_\_\_\_\_**

**1. Read the passage and answer the questions that follow.**

A caterpillar is a worm-like insect. There are many different kinds of caterpillars. They are usually brown and green in colour and are hairless. Most caterpillars eat the leaves and fruits of plants. A caterpillar eats and eats until it grows very fat. Then it hides itself into a hard shell. After some days it emerges out as a new butterfly or moth.

a) Who is a worm-like insect?

\_\_\_\_\_

b) What do most caterpillars eat?

\_\_\_\_\_

c) How does the caterpillar emerge as?

\_\_\_\_\_

d) Find out two common nouns from the passage.

i) \_\_\_\_\_

ii) \_\_\_\_\_

e) Make a sentence of your own with the given word.

i) butterfly- \_\_\_\_\_

**2. Answer the following questions.**

a) Who are their friends from Mishra family?

\_\_\_\_\_

b) Who came to the playground to take all the children home?

\_\_\_\_\_

c) Who grabbed the balloons from the children?

\_\_\_\_\_

**2. Rearrange the words to make meaningful sentences. Use capital letters, fullstops, and question marks wherever required.**

a) rows / children / in / stand / the / two

---

b) likes / orange / an / to / samarth / eat / everyday

---

c) birthday / when / is / your

---

**3. Circle the common nouns and underline the proper nouns in the given sentences.**

a) Shreya brought a new umbrella.

b) The Ganga is a holy river of Hindus.

c) Aliya is reading a book.

**4. Write S for statements and Q for questions in the box given.**

1. How many days are there in a week?

2. Aman has got a new bicycle.

3. I would like to eat salad in the afternoon.

4. Stars shine in the sky.

5. Are you going to sleep on time?


**5. Your brother has sent a crossword puzzle for your birthday. Use the given words to complete the note to thank your brother for the gift.**

friends,	useful,	lovely,	creative
----------	---------	---------	----------

Dear \_\_\_\_\_,

Thank you so much for the \_\_\_\_\_.

I like it because it is very \_\_\_\_\_ and \_\_\_\_\_.

I will share it with my \_\_\_\_\_.

I am so glad you remembered my birthday and sent me your wishes.

Lots of love,

\_\_\_\_\_

**St. Mary's School, Dwarka**  
**Practice Worksheet (April - May)**  
**Class: II**  
**Subject: Hindi**

**विषय: पाठ- 2, खेल - खेल में**  
**पाठ- 3, बढ़िया दावत**

**Name:** \_\_\_\_\_ **Sec:** \_\_\_\_\_ **Date:** \_\_\_\_\_ **Roll No:** \_\_\_\_\_

**1. दिए गए गद्यांश को पढ़कर प्रश्नों के उत्तर दीजिए—**

सूरज हर रोज़ पूर्व दिशा से निकलता है। यह हमें गरमी और रोशनी देता है। इसके निकलने से ही दिन होता है और छिपने से रात होती है। हमारी धरती सूरज के चारों तरफ गोल चक्कर लगाती है।

क) सूरज हमें क्या देता है?

\_\_\_\_\_

ख) हमारी धरती किसके चक्कर लगाती है?

\_\_\_\_\_

ग) दिए गए शब्दों के विलोम शब्द ढूँढ़कर लिखिए—

सरदी - \_\_\_\_\_

दिन - \_\_\_\_\_

आकाश - \_\_\_\_\_

**2. नीचे दिए गए प्रश्नों के उत्तर दीजिए—**

क) तारा की माँ के हाथ में कौन सा फूल था?

\_\_\_\_\_  
\_\_\_\_\_

ख) गिलास में किसका जूस था?

\_\_\_\_\_

ग) कछुआ तालाब तक क्यों नहीं पहुँच पाया?

\_\_\_\_\_  
\_\_\_\_\_

3. दिए गए संयुक्त व्यंजनों से एक शब्द बनाइए -

क) क्ष - \_\_\_\_\_ ख) त्र - \_\_\_\_\_ ग) श्र - \_\_\_\_\_

4. दिए गए शब्दों में से सही शब्द चुनकर रिक्त स्थान भरिए -

क) बाग में \_\_\_\_\_ खेल रहे हैं। ( फल / फूल )

ख) \_\_\_\_\_ पर आम लगे हैं। ( पेड़ / मेज़ )

ग) गीता \_\_\_\_\_ धो रही है। ( किताब / कपड़े )

घ) हाथी की \_\_\_\_\_ लम्बी होती है। ( आँख / सूँड )


5. दिए गए अक्षरों से दो शब्द बनाइए -

क) त्त - \_\_\_\_\_

ख) ल्ल - \_\_\_\_\_

ग) क्क - \_\_\_\_\_

6. चित्र देखकर नीचे दिए गए शब्दों की सहायता से वाक्य बनाइए -



बगीचे , बच्चे , पेड़ , कहानी , हरियाली

क) \_\_\_\_\_

ख) \_\_\_\_\_

ग) \_\_\_\_\_

घ) \_\_\_\_\_

ङ) \_\_\_\_\_

**St. Mary's School, Dwarka**  
**Practice Worksheet (April-May)**  
**Class: II**  
**Subject: Mathematics**

**Topic: Chapter-1, Numbers up to 1000**  
**Chapter-2, Addition and Subtraction**

**Name:** \_\_\_\_\_ **Sec:** \_\_\_\_\_ **Date:** \_\_\_\_\_ **Roll No:** \_\_\_\_\_

**1. Fill in the blanks.**

- |              |                  |
|--------------|------------------|
| a) _____ 284 | b) _____ 800     |
| c) 427 _____ | d) _____ 901     |
| e) _____ 82  | f) 167 _____     |
| g) _____ 545 | h) 367 _____ 369 |

**2. Complete the given sequence.**

- a) 370, 371, 372, \_\_\_\_\_, \_\_\_\_\_, \_\_\_\_\_
- b) 520, 530, 540, \_\_\_\_\_, \_\_\_\_\_, \_\_\_\_\_

**3. Write the number names for the following.**

- a) 198 – \_\_\_\_\_
- b) 535 – \_\_\_\_\_
- c) 671 – \_\_\_\_\_
- d) 866 – \_\_\_\_\_

**4. Arrange the following numbers in ascending order.**

- a) 213, 888, 432, 199
- \_\_\_\_\_, \_\_\_\_\_, \_\_\_\_\_, \_\_\_\_\_
- b) 601, 932, 497, 534
- \_\_\_\_\_, \_\_\_\_\_, \_\_\_\_\_, \_\_\_\_\_

**5. Arrange the following numbers in descending order.**

- a) 822, 308, 725, 197
- \_\_\_\_\_, \_\_\_\_\_, \_\_\_\_\_, \_\_\_\_\_
- b) 539, 203, 741, 344
- \_\_\_\_\_, \_\_\_\_\_, \_\_\_\_\_, \_\_\_\_\_

**6. Fill in the blanks with >, < or = sign.**

- a) 345 \_\_\_\_\_ 745      b) 561 \_\_\_\_\_ 409  
 c) 900 \_\_\_\_\_ 905      d) 210 \_\_\_\_\_ 198  
 e) 876 \_\_\_\_\_ 876      f) 623 \_\_\_\_\_ 612

**7. Add the following.**

	H	T	O
a)	1	5	7
	+	1	4
			2
	<hr/>		
	_____		

	H	T	O
b)	5	6	2
	+	4	0
			4
	<hr/>		
	_____		

	H	T	O
c)	4	2	5
	+	3	4
			5
	<hr/>		
	_____		

**8. Subtract the following.**

	H	T	O
a)	7	8	3
	-	4	4
			3
	<hr/>		
	_____		


	H	T	O
b)	4	7	7
	-	3	8
			2
	<hr/>		
	_____		

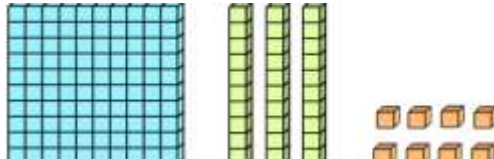
	H	T	O
c)	8	4	6
	-	4	3
			4
	<hr/>		
	_____		

**9. Write the number which is -**

- a) 1 more than 500      \_\_\_\_\_  
 b) 100 less than 400      \_\_\_\_\_  
 c) 1 less than 765      \_\_\_\_\_  
 d) 10 more than 990      \_\_\_\_\_  
 e) 100 less than 845      \_\_\_\_\_

**10. Fill in the blanks by counting the hundreds, tens and ones blocks.**

a)  \_\_\_\_\_ hundreds \_\_\_\_\_ tens \_\_\_\_\_ ones = \_\_\_\_\_

b)  \_\_\_\_\_ hundred \_\_\_\_\_ tens \_\_\_\_\_ ones = \_\_\_\_\_

**St. Mary's School, Dwarka**  
**Practice Worksheet (April-May)**

**Class: II**

**Subject: Language Practice**

**Topic: L – 1, My Body and L – 2, Food**

**Name:** \_\_\_\_\_ **Sec:** \_\_\_\_\_ **Date:** \_\_\_\_\_ **Roll No:** \_\_\_\_\_

**1. Fill in the blanks using the correct options.**

- a) Dinner is the last meal of the day, we have it at \_\_\_\_\_.  
i) night                                  ii) afternoon                                  iii) morning
- b) Heart is an \_\_\_\_\_ organ of our body.  
i) internal                                  ii) external                                  iii) sense organ
- c) We make paratha from \_\_\_\_\_.  
i) wheat                                  ii) pulses                                  iii) rice
- d) \_\_\_\_\_ are external organs.  
i) liver                                  ii) lungs                                  iii) eyes
- e) We \_\_\_\_\_ with our nose.  
i) smell                                  ii) hear                                  iii) touch

**2. Match the following with the correct words.**

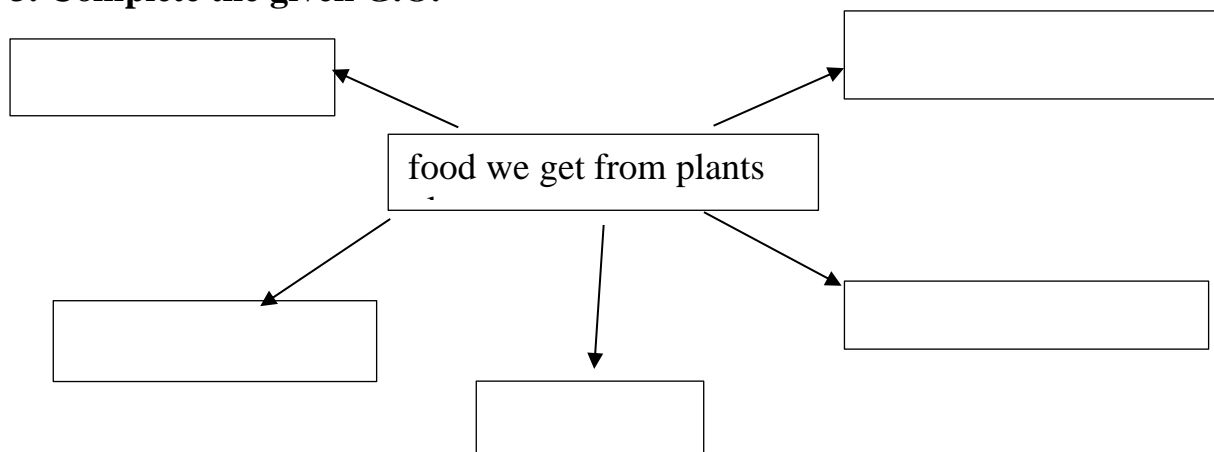
a)  pomegranate \_\_\_\_\_

b)  nose \_\_\_\_\_




c)  liver \_\_\_\_\_

d)  heart \_\_\_\_\_

**3. Complete the given G.O.**



**4. Unscramble the words and write the correct answers.**

- a)  e n e k \_\_\_\_\_
- b)  i f g n r e s \_\_\_\_\_
- c)  b t e e o o t r \_\_\_\_\_

**5. Write T for True and F for the False statements.**

- a) Our ears help us to smell. \_\_\_\_\_
- b) Parts of body present inside are external organs. \_\_\_\_\_
- c) The food we eat goes into the stomach. \_\_\_\_\_
- d) We should drink plenty of aerated drinks. \_\_\_\_\_
- e) People who eat meat and eggs are called non vegetarian. \_\_\_\_\_



**St. Mary's School Dwarka**  
**Practice Worksheet (April-May)**  
**Class: II**  
**Subject: Computer Science**

**Topic: Lesson-1: Computer at various places**

**Lesson-7: Fun with Scratch Jr**

**Name:**\_\_\_\_\_ **Section:** \_\_\_\_\_ **Date:**\_\_\_\_\_ **Roll No:**  
\_\_\_\_\_

**1) Tick the correct answers.**

- a) \_\_\_\_\_ computers are small and are placed on a desk.  
i) Laptop                                      ii) Super                                      iii) Desktop
- b) There are \_\_\_\_\_ categories of color-coded blocks in Scratch Jr.  
i) five                                      ii) six                                      iii) seven
- c) You can click on the \_\_\_\_\_ flag to start your main program.  
i) green                                      ii) red                                      iii) blue
- d) Computer is used in school for \_\_\_\_\_.  
i) playing games                                      ii) teaching                                      iii) booking tickets
- e) We can use ScratchJr in \_\_\_\_\_.  
i) hospital                                      ii) banks                                      iii) school

**2) Fill in the blanks with the correct words from the brackets.**

- a) A computer is an electronic machine that takes \_\_\_\_\_ from us. (instructions/ information)
- b) \_\_\_\_\_ is a small, lightweight and portable computer.  
(Supercomputer/ Laptop)
- c) Computer works very \_\_\_\_\_ without making any mistakes.. (slow/ fast)
- d) \_\_\_\_\_ is a fun based programming language for kids. (Tux Paint/Scratch Jr)

e) Computers are used in \_\_\_\_\_for diagnosing diseases. (bank/hospitals)

f) \_\_\_\_\_is a character in Scratch Jr which performs all the actions.  
(Script/Sprite)

g) \_\_\_\_\_is the place where we see sprite move and interact with others.  
(Pages/Stage)

**3) Write T for true and F for false statements.**

a) There are 5 types of computers. [      ]

b) Scratch Jr can only run on tablets. [      ]

c) Super computers are easy to carry from one place to another. [      ]

d) We can change different backgrounds in Scratch Jr. [      ]

e) Desktop computers has a built-in digital camera. [      ]

**4) Match the following computer with their images.**

a) Supercomputer

i)



\_\_\_\_\_

b) Desktop computer

ii)



\_\_\_\_\_

c) Laptop

iii)



\_\_\_\_\_

d) Tablet PC

iv)



5) Look at the pictures given below and write the uses of computers in one sentence only.

a)



---

---

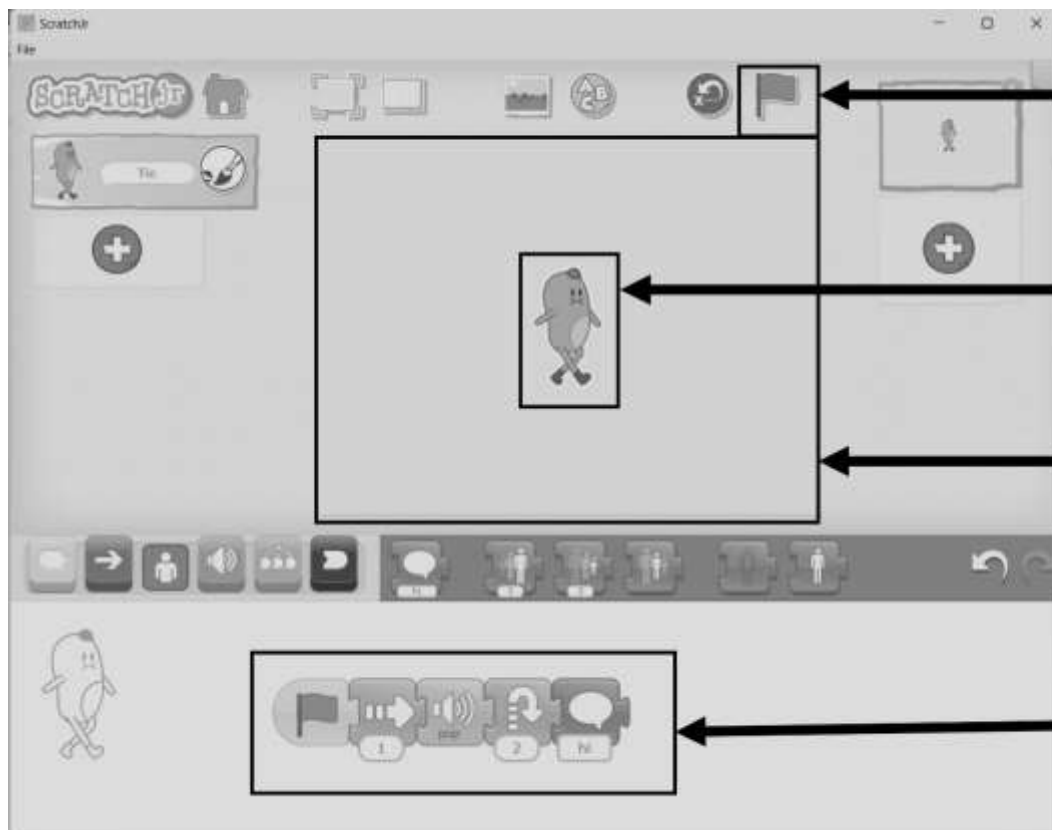
b)



---

---

6) Label the components of Scratch Jr window.



a)

b)

c)

d)

# Project

## 7) Practical Work

Download Scratch Jr for Desktop/Laptop from the link given below:

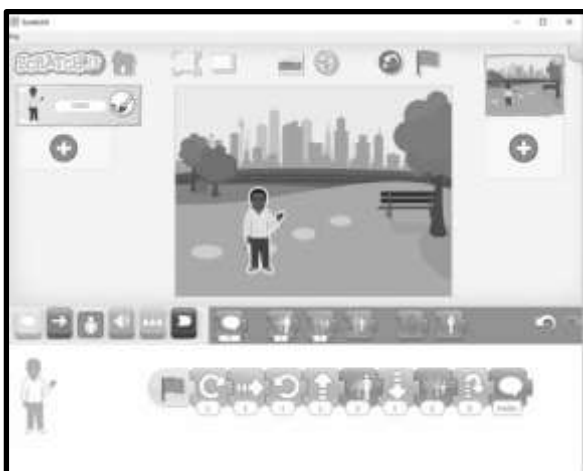
<https://jfo8000.github.io/ScratchJr-Desktop/>

OR

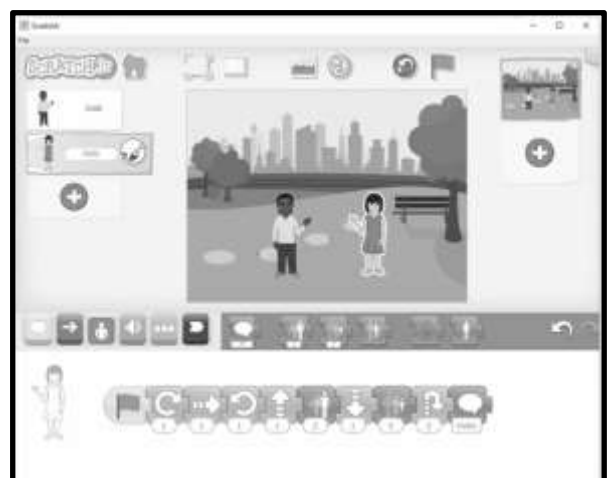
Download Scratch Jr app from Playstore

Follow the instructions given below: (Refer the images given below)

1. Add a background and two Sprites.
2. In the Sprite list, click on the Sprite icon. (The selected sprite appears here)
3. Create a script in the Script Area for the selected Sprite. (refer image 1)
4. In the sprite List, click on the other Sprite icon. (The script for the Tic disappears after you select a new character)
5. Create a script in the Script area for the selected sprite. (refer image 2)
6. Click on the Flag icon.
7. Take the screenshot of your result.
8. Save the file with your name\_classwithsection. (For eg:- **rohan\_2a**)
9. Upload the file in your respective class Teams.



**Image 1**



**Image2**

**Given below are the steps to upload files on Microsoft Teams:-**

**Step 1:** Open web browser .

**Step 2:** Type office.teams address in the address bar.

**Step 3:** Sign in with your Microsoft Id and password.

**Step 4:** Choose your respective class team.

**Step 5:** Go to assignment option

**Step 6:** Attach your file in the relative assignment folder.

**Step 7:** Click on Hand In/ Turn In option.