



ADRIEL HIGH  
— SCHOOL —

A CBSE Affiliated English Medium Co-Education Senior Secondary School

Pocket-2, Sector 24, Rohini, Delhi-110085

## SUMMER VACATION HOME ASSIGNMENT

Class – I



**Dear Parents and Students,**

**Summer Vacation is at our doorsteps. Holidays are a well-deserved opportunity to relax and rewind by indulging in activities that are pleasurable and at the same time educative. Holidays' Homework has been designed to fire your imagination, to make you explore, discover and reinvent many things.**

**As parents, kindly motivate and lend support to your children and ensure that they complete the given work well-in-time and to the best of their ability.**

**Please note the following: -**

- ❖ Appreciate Nature - Go for long walks in a park or garden with your family and friends. Learn the names of atleast 5 flowers.
- ❖ Good manners are the key - Respect your parents, grandparents and all elders. Use three magical words (Sorry, Please and Thank you).
- ❖ Stay Fit, Stay Healthy - Play your favourite game / sport regularly.
- ❖ Learn about our Heritage – Find some time to visit museums and monuments. Read about them.
- ❖ Save Nature – Contribute to save our precious environment. Minimize the wastage of resources like water, fuel and electricity.
- ❖ Read Hindi and English story books and children's Science Magazine so that each child can contribute to the school Magazine like Champak, Nandan in some way or the other.
- ❖ Encourage your child to watch educational channels like National Geographic, Discovery Fox, History etc. Also some movies such as (i) Coco (2017) (ii) Kubo and the two strings, (iii) Bambi (iv) Lion King ( Disney), (v) Taare Zameen Par, (vi) Stanley ka Dabba, (vii) Makdee, (viii) Krishh/ Koi Mil Gaya, (ix) Gippi, (x) Gatu, (xi) My friend Ganesha, (xii) Jungle Book (xiii) Chota Chetan.
- ❖ Practice English and Hindi handwriting.
- ❖ Revise all the work that is done till now in each and every subject. Holiday Homework will be **assessed** in the form of Subject EnrichmentActivity. It carries 5 marks.

So open your arms and welcome the summer vacation and direct them towards growth, physical, mental as well as intellectual growth.

Hope you have great time ahead.



## IMPORTANT NOTE

Learning cursive encourages faster speed of writing, it also improves the fine motor skill development of the children thus, making them more intelligent.

Q- Complete page no. 7, 8, 9, 37 and 38 in My Amazing book of Cursive Writing.

## ENGLISH

One is never alone when one is with books. Sitting in your room with your book, you could go off to faraway places, meet all kinds of people, animals, birds and even fairies.

Reading is therapeutic It heals the wounds of improper pronunciation, inexpressive recitation and irregular intonation. You have got an opportunity and time to read as much as you can.

**Read Story Books to discover lots of new things!!**



Q-1. Make any one innovative and creative bookmark of your choice.



Q-2. Paste pictures of person, place, animal, bird and a thing with the first initial of your name on an A-4 sized coloured sheet (For e.g. If your name is NEHA, then you will paste all the picture starting with letter 'N')

Q-3. Circle the correct sounds of the words given below:

**bake**  
short a    long a

**ape**  
short a    long a

**heel**  
short e    long e

**ice**  
short i    long i

**only**  
short o    long o

**use**  
short u    long u

**act**  
short a    long a

**bet**  
short e    long e

**it**  
short i    long i

**let**  
short e    long e

**pot**  
short o    long o

**up**  
short u    long u

**ride**  
short i    long i

**rain**  
short a    long a


**use**  
short u    long u

**stand**  
short a    long a

**throw**  
short o    long o

**fall**  
short a    long a

Q-4. Help your child to read the given list of sight words thoroughly. It will help the child in reading independently)



### SIGHT WORDS

an	at	be	we	to	the	is
it	in	are	and	you	for	by
as	of	he	she	was	with	but
can	you	how	had	there	their	they
were	have	from	each	word	said	when
his	her	do	if	all	not	or
your	this	that	on	use	which	what
where	will	about	up	one	out	them
then	many	so	these	play	other	into
has	more	two	like	him	see	time
could	no	make	than	first	been	it's
who	now	look	my	made	over	did
down	only	way	find	may	water	little
long	very	day	just	most	know	jump

## Environmental Studies

Q-1. Make a family photo frame from the best out of wastes. You can take the reference from the pictures given below.



Q-2 – Label the family members with the help of given words.

sister

grandfather

father

grandmother


mother

brother



**Q-3 Make a small video on the places you visited during the summer holidays and send it to your teacher.**


**(Socio Emotional and Cognitive development)**



**Q-4 Find the appropriate word for each sentence from the help box given below.**

1. I can \_\_\_\_\_ a bird flying up in the sky.
2. I can \_\_\_\_\_ a beautiful song on the radio.
3. I can \_\_\_\_\_ a flower with my nose.
4. I can \_\_\_\_\_ a delicious sandwich.
5. I can \_\_\_\_\_ the soft fur of a rabbit.

smell, touch, hear, see, taste



## Mathematics

Q1. Make 3-D model of Abacus mentioning units -Tens and Ones.



Q-2 Read the abacus and write the numbers. One has been done for you.

 3 5	 <input type="text"/>	 <input type="text"/>	 <input type="text"/>
 <input type="text"/>	 <input type="text"/>	 <input type="text"/>	 <input type="text"/>
 <input type="text"/>	 <input type="text"/>	 <input type="text"/>	 <input type="text"/>









Q-4

### Top and Bottom

Look at the items in the shelf. Then answer the question in each section (select either top or bottom).







<p>Where is the .....?</p>  <p>top      bottom</p>	<p>Where is the .....?</p>  <p>top      bottom</p>	<p>Where is the .....?</p>  <p>top      bottom</p>
<p>Where is the .....?</p>  <p>top      bottom</p>	<p>Where is the .....?</p>  <p>top      bottom</p>	<p>Where is the .....?</p>  <p>top      bottom</p>

Q-5 Put the correct sign (>, < or =)

89 ○ 98	25 ○ 75
85 ○ 42	15 ○ 45
45 ○ 12	70 ○ 69
87 ○ 99	12 ○ 18

Q-6 Arrange the numbers from the smallest to the largest.

17	8	13	
16	18	5	
14	9	12	
15	3	4	

Q-7 Arrange the numbers from the largest to the smallest.

25	15	1			
71	17	8			
3	5	9			
19	25	15			

# हिंदी

प्रश्न-1- नाम पढ़ कर मिलान करो।



ताला

वानर

काला

छाता

माला

बाजा

राजा

बादल

छात्रा

तालाब





# ART

## Task-1

Make a beautiful hanging of “RAINBOW” as shown in the given picture.



## Task -2 Father's Day Activity

Make a Thank You card for your father and take a picture along with it.





# COMPUTER

## Q1. Tick the correct option:-

1. Computer is a machine.

- (a) Natural.      (b) Man-made.      (c) Primary.

2. Machines work very.

- (a) Slow.      (b) Fast.      (c) Middle.

3. Machines run on.

- (a) Fuel.      (b) Coal.      (c) Electricity.

4. Machines save our.

- (a) Time.      (b) Food.      (c) Water.

5. It is used to wash our clothes.

- (a) Oven.      (b) Refrigerator.      (c) Washing machine.

6. We can play *on the computer*.

- (a) Music.      (b) Games.      (c) Both.

7. Computer can store.

- (a) Food.      (b) Vegetables.      (c) Data.

8. Computer does not get.

- (a) Energy.      (b) Tired.      (c) Strength.

9. \_\_\_\_\_ keeps food and water cold.

- (a) Washing machine.      (b) Refrigerator.      (c) Bus.

10. Which of these is not a machine?

- (a) Cycle.      (b) Paper.      (c) Fan